

IT'S **GROW** TIME!



**Collin College
Technical Campus**



Wylie Campus

Allen
Frisco
McKinney
Plano
Rockwall
Texas



Annual Budget

Fiscal Year Ending August 31, 2020

**Collin County Community College District
Annual Budget
For the Fiscal Year Ending August 31, 2020**

Table of Contents

Introduction

	<u>Page</u>
Letter of Introduction	1
Board of Trustees	2
Elected Officials and Principal Administrative Officers	3
Overview of District	4
Budget Development and Analysis	8

Budget Summary

Summary of Revenues and Expenses	15
Unrestricted Funds	16
Stabilization and Startup Fund	17
Auxiliary Fund	18
Building Fund.....	19
Restricted Funds	20
Debt Service Fund - General Obligation Bonds	21
2018 Limited Tax Bond Series Fund.....	22
2020 Limited Tax Bond Series Fund.....	23

Revenue

Unrestricted Funds Revenue by Major Revenue Source FY 2019-20.....	25
Unrestricted Funds Revenue by Major Revenue Source FY 2018-19.....	26
Local Taxes, State Appropriations and Tuition/Fees Revenue.....	27
Revenue Summary.....	28

Expenses

Unrestricted Funds Expense by Function	31
Expense Summary	32
Expense Detail.....	34

Expenses by Leadership Team

Leadership Unit Expense Summary	41
Leadership Unit Expense Detail - District President	42
Leadership Unit Expense Detail - Executive Vice President.....	43
Leadership Unit Expense Detail - VP - Student & Enrollment Services.....	44
Leadership Unit Expense Detail - VP - Institutional Research.....	46
Leadership Unit Expense Detail - Sr VP - Campus Operations	47
Leadership Unit Expense Detail - VP/Provost - McKinney Campus	48
Leadership Unit Expense Detail - VP/Provost - Plano Campus	50
Leadership Unit Expense Detail - VP/Provost - Frisco Campus	52
Leadership Unit Expense Detail - VP/Provost - Wylie Campus	54
Leadership Unit Expense Detail - VP/Provost - Technical Campus	55
Leadership Unit Expense Detail - Chief of Staff.....	56
Leadership Unit Expense Detail - Chief Talent Officer	57

Leadership Unit Expense Detail - Chief Innovation Officer	58
Leadership Unit Expense Detail - VP - Advancement	59
Leadership Unit Expense Detail - Chief Financial Officer.....	60
Leadership Unit Expense Detail - Executive Director - Facilities.....	62

Taxes & Debt

Tax Rates and Assessed Values 1990-2020	63
Debt Service Schedule of Requirements - General Obligation Bonds	65

Supplemental Information

Summary of Recurring and Non-Recurring Supplemental Expenses.....	67
Composite Financial Index, Core Financial and Other Financial Ratios.....	73
Enrollment Summary - Actual Contact Hours.....	75
Enrollment Summary - Actual Credit Hours	76
Enrollment Summary - Credit Headcount Statistics.....	77
Tuition and Fees - Last Ten Academic Years.....	78



Introduction



August 27, 2019

Honorable Chairman, Board of Trustees, and District President
Collin County Community College District
McKinney, TX

Dear Board Members and Residents of the Collin County Community College District:

We are pleased to present the fiscal year 2019-20 Annual Budget for Collin County Community College District. The proposed budget is a collaborative effort guided by the Leadership Team and the Vision 2020 Integrated Strategic and Master Plan. Every organization of the college has had input into this budget through the submission of budget requests that are then reviewed and recommended by the Leadership Team. The College budget process is designed to maximize the use of every available dollar for continued improvement in student success.

Revenue projections are conservative and, therefore, considered reasonably attainable. The proposed total unrestricted revenue for fiscal year 2019-20 of \$212,542,357 represents an increase from fiscal year 2018-19 due mainly to an increase in tax revenues based on increased property values in Collin County. The total property tax rate is \$0.081222 cents per \$100 valuation of taxable property located within the County. This total rate is allocated at \$0.079100 cents for maintenance and operation of the College and \$0.002122 cents for principal and interest on outstanding general obligation bonds. Tuition revenue increases for fiscal year 2019-20 are due to a tuition rate increase approved by the Board of Trustees of \$4 per semester credit hour for in-district students, \$4 per semester credit hour for out-of-district students and \$5 per semester credit hour for other residency classifications. Also, a 5% growth in enrollment was assumed.

This budget reflects the contributions of the Leadership Team and the College staff. It is responsive to students and taxpayers who expect affordable and accessible community college education through quality services enhanced by excellent financial stewardship.

The preparation of this report could not have been accomplished without the services of the entire Administrative Services staff. We would like to express our appreciation for their efforts toward advancing the quality and effectiveness of the College budget. Credit should also be given to the President and the Board of Trustees for their support in maintaining the highest standards of professionalism with regard to the financial operations of Collin College.

Respectfully submitted,

Administrative Services Division

BOARD OF TRUSTEES



Dr. J. Robert Collins
Chairman



Jim Orr
Secretary



Stacy Anne Arias



Greg Gomel

The Board of Trustees is a nine member governing board that serves without compensation and is elected at large for six-year terms of office by the voters of Collin County. The Board manages and governs the Collin County Community College District, provides policy direction, establishes goals, and appoints the faculty and staff. The Board is also responsible for the levy, assessment, and collection of taxes, the issuance of bonds, the adoption of an annual budget, the execution of contracts, and the performance of an annual audit. The Board of Trustees sets campus admission standards consistent with the role and mission of the District. Regular board meetings are held the fourth Tuesday of each month and are open to the public. The Collin County Community College District Trustees are committed to the mission and vision of the college. The Board of Trustees provides leadership and direction, as well as represents the college in a wide range of community activities and committees.



Fred Moses



Andrew Hardin
Vice Chairman



Dr. Raj Menon
Treasurer



Dr. Stacey Donald



Jay Saad



Elected Officials

<u>Board of Trustees</u>	<u>City</u>	<u>Term Expires</u>
J. Robert (Bob) Collins, Ph.D. Chairman, Place 8	Farmersville, Texas	May, 2021
Andrew (Andy) Hardin Vice Chairman, Place 9	Frisco, Texas	May, 2021
Jim Orr Secretary, Place 7	Lucas, Texas	May, 2021
Raj Menon, Ph.D. Treasurer, Place 5	Plano, Texas	May, 2025
Stacy Anne Arias Place 6	Melissa, Texas	May, 2025
Stacey Donald, Ph.D. Place 3	Plano, Texas	May, 2023
Greg Gomel Place 4	Plano, Texas	May, 2025
Fred Moses Place 1	Plano, Texas	May, 2023
Jay Saad Place 2	Plano, Texas	May, 2025

Principal Administrative Officers

<u>Name</u>	<u>Position</u>
Neil Matkin, Ed.D.	District President
Sherry Schumann, Ph.D.	Executive Vice President
Steven Bassett, CPA	Chief Financial Officer
Kim Davison	Chief of Staff
Michael Dickson	Chief Innovation Officer
Toni Jenkins, Ed.D.	Senior Vice President of Campus Operations
Floyd Nickerson	Chief Talent Officer
Jason Parry, P.E.	Executive Director of Facilities



Overview of District

History and Governance

The Collin County Community College District (the "District") was established as a public community college in an election held in Collin County, Texas, on April 6, 1985, in accordance with the laws of the State of Texas, to serve the educational needs of the community. The student body comes primarily from residents of Collin County and surrounding communities. The District is considered to be a special purpose entity, primarily government, according to the definition in Governmental Accounting Standards Board (GASB) Statement 14, *The Financial Reporting Entity*. While the District receives funding from local, state and federal sources and must comply with the spending, reporting and record keeping requirements of these entities, it is not a component unit of any other governmental entity.

The District is governed by an elected, nine-member Board of Trustees (the "Board") that holds regularly scheduled meetings on the fourth Tuesday of each month. At each election (the first Saturday in May in odd-numbered years) Trustees are elected at large to serve in a six-year term. The Board has the final authority to determine and interpret the policies that govern the District and has complete and full control of the District's activities, limited only by the state legislature, the courts and the will of the people as expressed in the Board of Trustee elections. Official Board action is taken only in meetings that comply with the Open Meetings Act and are based on a majority vote of a quorum (five members) of the Board.

In general, the Board provides policy direction and sets goals for the District consistent with the District's role and mission. Besides general Board business, trustees are charged with numerous statutory regulations, including appointing the tax assessor/collector, ordering elections and issuing bonds. The Board is also responsible for appointing the President, setting the tax rate, preparing and adopting a budget for the ensuing fiscal year and employing faculty and other District employees.

District Profile

Collin County is located in the Dallas metropolitan area of North Central Texas and consists of 889 square miles. Collin County continues to be one of the fastest growing areas in the region. The U.S. Census shows a growth rate of 28.5% from 2010 to 2018 in Collin County. The population according to the United States Census Bureau was 782,220 in 2010 and the estimated population as of 2018 is 1,005,146.

The economic base in the county consists of service industries, trade industries, manufacturing, computer technology, electronics, healthcare, finance, insurance, construction, oil and gas, research and agriculture. Major industries with headquarters or divisions located within the district include petroleum research, telecommunications, computer technology, electronics, retail, food industry, vehicle manufacturers and insurance corporations.

Residents of Collin County are typically well-educated, with an estimated 50.9% of the workforce possessing a bachelor's degree or higher according to the U.S. Census Bureau. The local economy has become more diverse as new businesses have migrated into the area. Given the desirability of the location, the wealth of well-trained individuals, the excellence of the school districts and the proximity to family entertainment, including shopping, fine arts, professional sports and entertainment parks, the District is optimistic that Collin County will continue to prosper.

The official service area of Collin County Community College, as defined by the Texas Legislature is the following:

- all of Collin and Rockwall counties, and



- those portions of Denton County within the cities of Frisco and The Colony, and those portions of the county included within the Celina and Prosper school districts

The District offers classes at eight dedicated locations within Collin County and many high schools throughout Collin and Rockwall Counties. General academic (core) and technical and occupational courses are offered at the Plano Campus, the Frisco Campus, the McKinney Campus and the Rockwall Center. Some specific areas of study are only located at a single campus. Since offering its first classes at area high schools in 1985, Collin County Community College District has expanded to serve over 55,000 credit and continuing education students per year.

Plano Campus:

The Plano Campus is located at 2800 East Spring Creek Parkway in Plano, Texas. Classes at the Plano Campus are general academic (core) and workforce classes. Workforce programs include Biotechnology, Interpreter Education, Animation and Game Art, Digital Video, Commercial Photography, Music and Child Development. The campus also houses a Child Development Lab School, a 30,000 square foot Arts Gallery, the 356-seat John Anthony Theatre and the Brinker Tennis Stadium. Basketball and tennis, with competition as a member of the NJCAA Division I, are offered at the Plano Campus.

Frisco Campus:

The Frisco Campus is located at 9700 Wade Boulevard in Frisco, Texas. The Frisco Campus offers general academic (core) courses as well as the Institute of Hospitality and Culinary Education and is the home of the Convergence Technology Center, one of only 36 National Science Foundation Centers. The campus is pioneering a “Green IT” program along with established programs in computer-aided drafting, computer networking and computer science.

McKinney Campus:

The McKinney Campus is located at 2200 West University Drive in McKinney, Texas. Along with general academic (core) classes, Dental Hygiene, Emergency Medical Services Professions, Nursing, Respiratory Care, Health Information Technology, Surgical Technology and Polysomnography programs are offered at the McKinney Campus. Also housed in McKinney are a surgical technology room, dental clinic, hospital lab and an Honors Institute.

Public Safety Training Center:

The Public Safety Training Center opened in the fall of 2018 and is located at 3600 Redbud Boulevard in McKinney, Texas. The Center serves as the home for the Fire Science and Law Enforcement academies at Collin College and will also provide expanded training and professional development opportunities for local fire departments and law enforcement agencies.

Courtyard Center:

The Courtyard Center opened in 1993 and is located at 4800 Preston Park Boulevard in Plano, Texas. Courses offered at the Courtyard Campus include career development, contract and corporate training and personal enrichment. The Continuing Education and Workforce Development offers foreign language training, a wide selection of workforce development classes and Seniors Active in Learning (SAIL). The Center for Workforce and Economic Development provides customized training to qualifying area businesses. The Corporate College at Collin addresses the training, development and talent retention needs of small, medium and large businesses throughout Collin County. The Collin Small Business Development Center offers no cost, customized business consulting and training to help entrepreneurs grow successful businesses. Through the collaboration of Collin College, the U.S. Small Business Administration and the State of Texas, the Collin SBDC promotes business success by providing management education.



Allen Center:

The Allen Center is located within Allen High School at 300 Rivercrest Boulevard in Allen, Texas. This center offers dual credit, regular credit and continuing education classes. The center houses the dual credit partnership program that provides high school students the opportunity to earn dual credit. In addition, continuing education classes are offered at this center to the local community.

Rockwall Center:

The District offers courses to the community in Rockwall at Rockwall ISD College & Career Academy located at 2301 S. John King Boulevard in Rockwall, Texas. Community members may enroll in day or evening classes designed for transfer to universities.

Collin Higher Education Center:

The Collin Higher Education Center opened in 2010. It is located at 3452 Spur 399 in McKinney, Texas. This location houses the administrative departments of the District and classroom space for academic programs. The center also houses several area university partners offering a variety of bachelor’s, master’s and doctoral degrees.

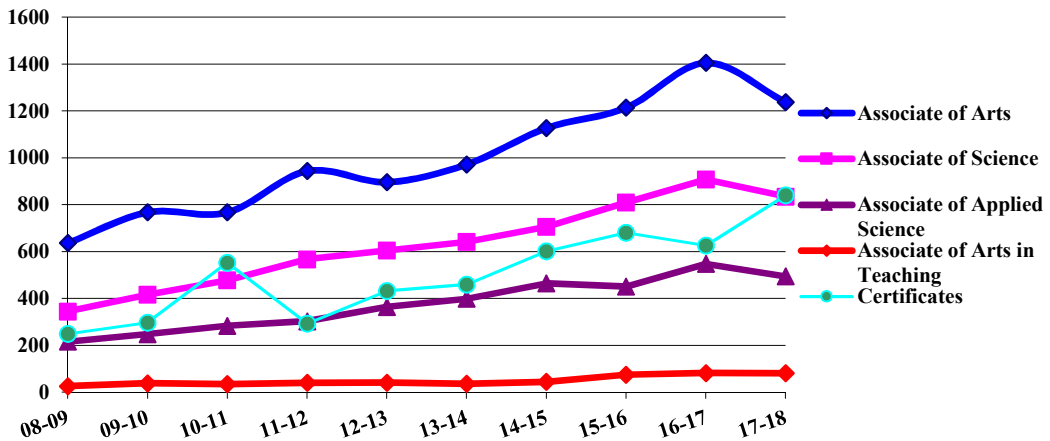
Future Campuses and Buildings:

In May 2017, Collin County voters approved a \$600 million bond proposal to fund several long-term plans to meet the growing educational and population needs of the county. The Wylie campus is currently under construction with a Fall 2020 scheduled completion date. The Technical Campus in Allen is also currently under construction with a Fall 2020 scheduled completion date. New campuses in Celina and Farmersville and the IT Center of Excellence in Frisco are scheduled for completion in Fall 2021.

Dual Credit:

One of the fastest growing initiatives at the District is its dual credit program. High school students take college classes and receive credit both for their high school diploma and their college degree. More than two thirds of the college district’s service area high schools now offer 30 or more dual credit hours. 7,343 students were enrolled in dual credit classes throughout Collin County in the fall of 2018. This is an increase of 31% over the fall 2017 period.

Degrees/Certificates Awarded by Collin County Community College District





Degrees/Academic Programs for Students:

The College is accredited by the Commission on Colleges of the Southern Association of College and Schools (SACS) to award associate degrees and certificates. An associate degree is an award that normally requires at least two but less than four years of full-time equivalent college work. The District offers four degrees: Associate of Arts, Associate of Arts in Teaching, Associate of Science, Associate of Applied Science and multiple certificates. The College has recently been approved by SACS to offer four-year degrees and will begin offering selected baccalaureate degrees as of January 2020. The first two baccalaureate degrees offered will be a Bachelor of Science in Nursing and a Bachelor of Applied Technology in Cybersecurity.

Regional Accreditation:

Collin County Community College District was successfully reaffirmed in June of 2015. In order to maintain its status as an institution accredited by the Southern Association of Colleges and Schools Commission on Colleges (SACSCOC), the regional accrediting body for higher education institutions in Texas, the District must submit the annual reports, reaffirmation follow-up reports and substantive change reports required between reaffirmation years. The next reaffirmation is in 2025.

Quality Enhancement Plan

The District's Quality Enhancement Plan (QEP) was approved by SACSCOC in June of 2015. The Collin College QEP focuses on Academic Planning. Budget in the amount of \$160,095 was established for fiscal year 2019-20 to support the phased-in implementation of the plan, including the recommendations made by SACSCOC.

Mission Statement

Collin County Community College District is a student and community centered institution committed to developing skills, strengthening character and challenging the intellect. The vision of “Delivering a brighter future for our students and communities” is a significant part of the District’s Master Plan.



Core Values

- Learning
- Service and Involvement
- Creativity and Innovation
- Academic Excellence
- Dignity and Respect
- Integrity

Budget Development and Analysis

The budget is a key decision making tool for accomplishing the mission of the District. The Board of Trustees, college officials and college staff use it to make informed decisions regarding provision of services and expenses for capital assets. The process of developing and preparing the budget involves college employees from across the district, looking at long-term perspectives, organizational goals, outcomes, assessments and improvement strategies.

Budget and Accounting Process

Each community college district in Texas is required, by law, to prepare an annual operating budget of anticipated revenues and expenses for the fiscal year beginning September 1. The budget cannot be implemented until adopted by the Board of Trustees. A copy of the approved budget must be filed with the Texas Higher Education Coordinating Board, Legislative Budget Board, Legislative Reference Library and Governor's Office of Budget and Planning by December 1.

Budget Development

The budget development process begins in January and ends in August when the Board of Trustees approves the proposed budget. An initial base allocation is created for each district organization. Organizations within the District receive lists of full-time employees to review for accuracy and adjustments are made for vacant positions.

Budget allocations are prepared based on budgets from the prior years with reductions for non-recurring expenses and allotments for roll-over encumbrances. Full-time and part-time faculty salaries are also removed from organizational allocations and budgeted by Administrative Services. If necessary, due to financial constraints, allocations may be lowered. The allocations are distributed to leadership team members in March. Leadership team members meet with their direct reports to prepare their budget and supplemental requests. The District's Strategic Plan, Vision 2020, Program Review recommendations and Continuous Improvement Planning cycles are considered when preparing organization budgets.

The budgets for each organization and all requests for supplemental items are due to the Budget Office in May. Supplemental items can include capital requests, additional personnel, and other expenses needed that exceed the initial allocation. The initial budget and supplemental requests are compiled by the budget office and distributed to the Leadership Team for review prior to formal budget meetings held with Administrative Services.

During the formal budget meetings, each leadership team member is given an opportunity to explain their submitted budget requests, including supplemental requests. The Board of Trustees' Finance and Audit Committee further reviews the draft budget and recommends a proposed budget to the District Board for approval. Once approved by the Board of Trustees, the final budget is distributed to the organizational managers and various entities. Budget adjustments resulting in a net increase or decrease to the overall District budget are approved throughout the fiscal year at monthly board meetings.

Subsequent budget transfers are reviewed and approved by the responsible organizational managers. Any budget variances during the year are investigated and corrected monthly by organizational managers and Business Administrative Services.

Accounting Policies

The accounting policies followed by the District in preparing the financial statements are in accordance with the Texas Higher Education Coordinating Board's Annual Financial Reporting Requirements for Texas Public Community and Junior Colleges. The District applies all applicable Governmental Accounting Standards Board (GASB) pronouncements and all applicable Financial Accounting Standard Board (FASB) statements and interpretations issued on or before November 30, 1989, unless they conflict or contradict GASB pronouncements. The District has elected not to apply FASB guidance issued subsequent to November 30, 1989, unless specifically adopted by GASB. The District is reported as a special-purpose government engaged in business-type activities. The District complies with the financial statement presentation required by the Texas Higher Education Coordinating Board (THECB).

Relationship between Budget and Financial Statement Presentation

While the budget presentation format is based on the financial statement presentation format, the following is a summary of major differences:

- In order to ensure compliance and control with various regulatory entities, the budget is maintained utilizing fund accounting principles. Governmental Accounting Standards Board (GASB) requires the audited financial reporting statements combine all funds into a single column for presentation purposes. The budget therefore does not include any adjustments required to consolidate the various funds.
- Effective with fiscal year ending 2014-15, GASB 68 requires the District to record a pension liability related to our proportionate share of the Texas Retirement System unfunded liability. The information to project pension expense is not available until after the end of the fiscal year, therefore no estimation has been made in this year's budget. The District anticipates being able to budget pension expense once historical trends are available.
- Transfers and debt principle payments are presented as expenses for budgetary purposes. These types of items are not recognized as expenses under generally accepted accounting principles (GAAP).

Organizational Structure

Collin County Community College District is governed by the Board of Trustees elected district-wide. The District President reports to the Board of Trustees. The operation and management of the District is carried out by a senior management structure reporting to the President. Each member of the President's Cabinet listed below is an integral part of the District operations.

- District President
- Executive Vice President
- Senior Vice President - Campus Operations
- Chief Financial Officer
- Chief of Staff
- Chief Talent Officer
- Chief Innovation Officer
- Executive Director - Facilities

- The District President serves as Chief Executive Officer of the Collin County Community College District ensuring that the District’s strategic direction and operations are consistent with its mission, purpose and core values and in compliance with state and federal laws, regulations and accreditation guidelines.
- The Executive Vice President is second-in-command and provides executive leadership and strategic direction throughout the District. Working closely with other senior administrators, the Executive Vice President leads an on-going, comprehensive effort districtwide to facilitate and manage programs and services consistent with the District’s strategic plan goals, policies and budgetary guidelines.
- The Senior Vice President of Campus Operations provides leadership and direction for the operation of campuses and instructional sites throughout the District. The Senior Vice President of Campus Operations has responsibility for the Vice President/Provosts of each campus.
- The Chief Financial Officer provides broad direction and guidance for all areas of business and financial services, purchasing and auxiliary services within the district.
- The Chief of Staff serves as a strategic advisor and counsel to the District President, creating and maintaining cross-departmental relationships to enable leadership success.
- The Chief Talent Officer directs and evaluates the District’s Human Resource Program ensuring compliance with federal and state legislation.
- The Chief Innovation Officer ensures the District’s information technology and systems effectively support essential functions and planning.
- The Executive Director of Facilities plans, directs and monitors the activities and operations of the existing campuses as well as the construction of new campuses ensuring the current and future needs of the District are met.

Revenue Sources

The District receives its revenues from a variety of sources. Total unrestricted revenues for fiscal year 2019-20 are projected to increase by \$17,902,005 or a 9.2% overall increase from fiscal year 2018-19 budgeted revenues. Total restricted revenues are projected to increase by \$206,578,583 or a 448.36% overall increase from fiscal year 2018-19 due mainly to the receipt of bond funds of \$200,000,000 in fiscal year 2019-20. Total transfers are projected to increase by \$116,671,127 or 248.42% due mainly to a \$115,629,081 transfer from the 2020 Limited Tax Bond to the Building Fund for costs related to the construction of new campuses and buildings.

State Appropriations

The budgeted revenue from state appropriations is the amount of funds authorized by the Texas Legislature. Institutions are primarily funded from the state based on student contact hours. A contact hour is a standard unit of measure that represents an hour of scheduled academic and technical



instruction given to a student during a semester. For example: a 3 credit hour English class meets for 3 hours per week for 16 weeks. 3 credit hours X 16 weeks = 48 contact hours. Funding is divided between the three categories below and includes the following amounts:

▪ Core Operations	\$ 680,406
▪ Student Success	\$ 4,946,247
▪ Contact Hour Funding	\$ <u>34,207,367</u>
Total	\$ 39,834,020

Tuition and Fees

Budgeted tuition and fees increased \$2,309,845 or 4.97%. A tuition increase of \$4 per credit hour for in-district residents, \$4 per credit hour for out-of-district residents, and \$5 per credit hour for out-of-state/out-of-country residents is effective beginning in the fall of 2019. An increase in enrollment of 5% was assumed.

Scholarship Allowances

Scholarship allowances increased \$2,200,000 or 40% based on year-to-date actuals.

Property Taxes

Tax revenues increased by \$9,130,782 or 8.34%. Property Tax estimates are based on the certified assessed property values estimated by the Collin County Appraisal District. The District's Maintenance and Operations (M&O) rate is proposed at \$0.079100 per \$100 valuation. The total tax rate (including an assessment of \$0.002122 per \$100 valuation for debt service on general obligation bonds) is \$0.081222 per \$100 valuation. The maximum debt rates authorized are \$0.12 per \$100 valuation for debt service and \$0.08 per \$100 valuation for maintenance and operations.

The District is also subject to the procedural processes and limits as defined in the Texas Comptroller of Public Accounts' "Truth-in-Taxation" manual. These procedures require various public notices and hearings which are usually conducted in August.

Property values increased in fiscal year 2019-20 by 10.04%.

Investment Income

Total Investment income is projected to increase by \$2,535,000. This includes an increase of \$1,485,000 in the Current Unrestricted Fund, \$250,000 in the Stabilization and Startup Fund and \$800,000 in the Building Fund.

Miscellaneous Income

Miscellaneous income is projected to increase by \$575,701. This is due mainly to Indirect Cost Recovery from external grants.

Auxiliary

Auxiliary Enterprises revenue increased by \$1,216,658 due mainly to an increase in Student Housing of \$825,000 and an increase in Catering Services of \$260,000.

Grants and Contracts

Revenue from grants and contracts is budgeted by evaluating the anticipated grants and contracts the District will be awarded during the year and estimating their percent of completion during the year. Revenues from Grants and contracts are projected to increase by \$1,873,296 primarily due to an increase in the National Science Foundation award. The various increases and decreases can be found in the Grant Fund Budget in the Budget section of this document.

State Allocation – Benefits

The District receives an allocation from the state for medical benefits and 50% support for retirement benefits. Since the District is required to show the benefits as on-behalf benefits provided by the State in the Comprehensive Annual Financial Report (CAFR), these benefits are being incorporated into the budget process as revenues. The allocation for medical benefits increased by \$231,475, while an increase in retirement benefits is projected due to an increase in salaries.

Debt Service – General Obligation Bonds

Debt Service decreased by \$2,142,209 or 30.44% for fiscal year 2019-20. This is due to a decrease in Debt Service Taxes and Investment Income.

Transfers

Total transfers increased \$116,671,127 or 248.42% due mainly to a \$116,000,000 transfer from the 2020 Limited Tax Bond Fund to the Building Fund.

Expenses

For fiscal year 2019-20, total unrestricted expenses are projected to increase \$129,000,855 or 69.64%. Total restricted expenses are projected to decrease by \$17,242,747 or 8.44%. Total Transfers are increasing by \$116,671,127 or 248.42%.

Instruction

For fiscal year 2019-20, Instruction expenses increased by \$8,829,380 or 12.10% from fiscal year 2018-19. The majority of the increase is due to new faculty positions, projected annual raises, an increase to the part-time faculty reserve for salaries, a new 403(b) employer match program and startup costs related to the Wylie and Technical campuses.

Public Service

For fiscal year 2019-20, Public Service expenses increased by \$2,975 or 5.57% due to an increase in the allocation amount.

Academic Support

For fiscal year 2019-20, expenses in Academic Support are expected to increase \$5,635,441 or 39.64%. This increase is due to startup costs related to the Wylie and Technical campuses, projected annual raises and a new 403(b) employer match program.

Student Services

For fiscal year 2019-20, expenses in Student Services increased by \$2,217,469 or 15.54%. This was due mainly to startup costs related to the Wylie and Technical campuses, projected annual raises, fiscal year 2018-19 recurring supplemental items and a new 403(b) employer match program.

Institutional Support

For fiscal year 2019-20, expenses in Institutional Support decreased \$889,575 or 1.58%. The majority of this decrease is due to a reduction in the Safety Plan offset by increases in startup costs related to the Wylie and Technical campuses, fiscal year 2018-19 recurring supplemental items, projected annual raises and a new 403(b) employer match program.

Operation and Maintenance of Plant

For fiscal year 2019-20, expenses for Operation and Maintenance of Plant increased by \$3,056,165 or 19.53%. This is due mainly to startup costs related to the Wylie and Technical campuses, an increase in the Reserve for Renewal and Replacement, projected annual raises, fiscal year 2018-19 recurring supplemental items and a new 403(b) employer match program.

Auxiliary Enterprise

Auxiliary Enterprises expenses increased by \$1,572,813 or 59.93%. This is due mainly to the addition of Student Housing and costs related to Catering.

Supplemental Requests

Additional requests by organizations that were not included in each allocation are accounted for in the Supplemental Reserves. The total amount of the requests including both Unrestricted and Auxiliary Funds is \$7,193,136 with \$4,445,764 being recurring items or personnel and \$2,747,372 being non-recurring. A list of the positions and items may be found at the beginning of the supplemental information section of this document.

Building Fund

Expenses for the Building Fund increased by \$110,039,081 or 1,360.19%. \$2,500,000 is due to a Reserve for Housing. The balance of the increase is for constructions costs for the Technical Campus in Allen, campuses in Wylie, Celina and Farmersville and the IT Center of Excellence in Frisco.



General Obligation Bonds

The Series 2020 bond interest payment will total \$3,000,000. The Series 2018 bond interest and principal payments will total \$17,446,057. The Series 2010 bond interest and principal payments will total \$3,076,675.

2018 Limited Tax Bond Series Fund

Expenses in the 2018 Limited Tax Bond Series Fund for fiscal year 2019-20 are estimated at \$34,429,100 and include costs for the Technical Campus in Allen, campuses in Wylie, Celina and Farmersville and the IT Center of Excellence in Frisco.

2020 Limited Tax Bond Series Fund

Expenses in the 2020 Limited Tax Bond Series Fund for fiscal year 2019-20 are estimated at \$87,413,967 and are mainly costs for the Technical Campus in Allen, campuses in Wylie, Celina and Farmersville, the IT Center of Excellence in Frisco and Phase III and IV costs.

Depreciation

Depreciation Expense for fiscal year 2019-20 is projected at \$12,354,681, an increase of \$2,898,228 from fiscal year 2018-19. The increase is due mainly to depreciation on the new Technical and Wylie campuses.

HB1495 Requirement

House Bill 1495 from the 86th Texas Legislature added a requirement that proposed budgets include a line item indicating the amount of expenditures for “directly or indirectly” influencing or attempting to influence the outcome of legislation or administrative action. The District is a member of the Texas Association of Community Colleges (TACC). TACC works with lawmakers in the Texas Legislature in an ongoing effort to promote solid policies that improve student education across all 50 public community college member districts. TACC dues related to lobbying was 24.2% for fiscal year 2018-19 and is projected to be 23.1% for fiscal year 2019-20 as shown below.

	Actual Fiscal Year 2018-19	Budget Fiscal Year 2019-20
TACC dues	\$ 54,725	\$ 54,725
% related to lobbying	24.2%	23.1%
Total TACC dues related to lobbying	<u>\$ 13,243</u>	<u>\$ 12,641</u>



Budget Summary

**Collin County Community College District
Summary of Revenues and Expenses
Fiscal Year Ending August 31, 2020**

	2019-20 Budget	2018-19 Budget	Increase/ (Decrease)	Percent Change
Revenues				
Unrestricted Funds				
State Appropriations - General Revenue	\$ 39,834,020	\$ 35,500,001	\$ 4,334,019	12.21%
Tuition and Fees	48,788,991	46,479,146	2,309,845	4.97%
Scholarship Allowances	(7,700,000)	(5,500,000)	(2,200,000)	40.00%
Taxes for Current Operations	118,601,066	109,470,284	9,130,782	8.34%
Investment Income - Unrestricted Fund	4,070,000	2,585,000	1,485,000	57.45%
Investment Income - Stabilization and Startup Fund	1,200,000	950,000	250,000	26.32%
Investment Income - Building Fund	2,300,000	1,500,000	800,000	53.33%
Miscellaneous	2,214,142	1,638,441	575,701	35.14%
Auxiliary Fund	3,234,138	2,017,480	1,216,658	60.31%
Total Unrestricted Funds	212,542,357	194,640,352	17,902,005	9.20%
Restricted Funds				
Grants and Contracts	33,074,738	31,201,442	1,873,296	6.00%
State Allocation - On-behalf Benefits	8,581,602	7,834,106	747,496	9.54%
Debt Service - General Obligation Bonds	4,896,142	7,038,351	(2,142,209)	-30.44%
2020 Limited Tax Bond Series	206,100,000	-	206,100,000	100.00%
Total Restricted Funds	252,652,482	46,073,899	206,578,583	448.36%
Transfers				
Transfer in - Unrestricted to Stabilization and Startup Fund	30,300,000	30,300,000	-	0.00%
Transfer in - Unrestricted (SAFAC) to Auxiliary Fund	220,000	220,000	-	0.00%
Transfer in - Unrestricted to Grant Fund - Matching	110,244	103,138	7,106	6.89%
Transfer in - Unrestricted to Debt Service Fund	15,776,066	10,470,284	5,305,782	50.67%
Transfer in - Stabilization and Startup to Debt Service Fund	1,600,523	5,871,365	(4,270,842)	-72.74%
Transfer in - 2020 Limited Tax Bond to Building Fund	115,629,081	-	115,629,081	100.00%
Total Transfers	163,635,914	46,964,787	116,671,127	248.42%
Total Revenues	\$ 628,830,753	\$ 287,679,038	\$ 341,151,715	118.59%
Expenses				
Unrestricted Funds				
Instruction	\$ 81,796,898	\$ 72,967,518	\$ 8,829,380	12.10%
Public Service	56,360	53,385	2,975	5.57%
Academic Support	19,851,801	14,216,360	5,635,441	39.64%
Student Services	16,483,456	14,265,987	2,217,469	15.54%
Institutional Support	55,538,262	56,427,837	(889,575)	-1.58%
Operation and Maintenance of Plant	18,704,533	15,648,368	3,056,165	19.53%
Scholarship Allowances	(7,700,000)	(5,500,000)	(2,200,000)	40.00%
Auxiliary Fund	4,197,317	2,624,504	1,572,813	59.93%
Reserve for Supplemental Requests - Unrestricted Fund	7,099,972	6,378,630	721,342	11.31%
Reserve for Supplemental Requests - Auxiliary Fund	93,164	77,400	15,764	20.37%
Building Fund	118,129,081	8,090,000	110,039,081	1360.19%
Total Unrestricted Funds	314,250,844	185,249,989	129,000,855	69.64%
Restricted Funds				
Grants and Contracts	33,074,738	31,201,442	1,873,296	6.00%
State Allocation - On-behalf Benefits	8,581,602	7,834,106	747,496	9.54%
Debt Service - General Obligation Bonds	23,522,732	20,519,336	3,003,396	14.64%
2018 Limited Tax Bond Series	34,429,100	144,710,002	(110,280,902)	-76.21%
2020 Limited Tax Bond Series	87,413,967	-	87,413,967	100.00%
Total Restricted Funds	187,022,139	204,264,886	(17,242,747)	-8.44%
Transfers				
Transfer out - Unrestricted to Stabilization and Startup Fund	30,300,000	30,300,000	-	0.00%
Transfer out - Unrestricted (SAFAC) to Auxiliary Fund	220,000	220,000	-	0.00%
Transfer out - Unrestricted to Grant Fund - Matching	110,244	103,138	7,106	6.89%
Transfer out - Unrestricted to Debt Service Fund	15,776,066	10,470,284	5,305,782	50.67%
Transfer out - Stabilization and Startup to Debt Service Fund	1,600,523	5,871,365	(4,270,842)	-72.74%
Transfer out - 2020 Limited Tax Bond to Building Fund	115,629,081	-	115,629,081	100.00%
Total Transfers	163,635,914	46,964,787	116,671,127	248.42%
Subtotal Expenses	664,908,897	436,479,662	228,429,235	52.33%
Other Adjustments				
Depreciation	12,354,681	9,456,453	2,898,228	30.65%
Bond Principal - General Obligation Bonds	(10,520,000)	(6,970,000)	(3,550,000)	50.93%
Capitalized Expenses - Operating	(2,476,647)	(483,973)	(1,992,674)	411.73%
Capitalized Expenses - Supplemental Requests	(1,146,900)	-	(1,146,900)	100.00%
Capitalized Expenses - Building Fund Expenses	(97,047,363)	(8,090,000)	(88,957,363)	1099.60%
Capitalized Expenses - 2018 Limited Tax Bond Series	(34,429,100)	-	(34,429,100)	100.00%
Capitalized Expenses - 2020 Limited Tax Bond Series	(82,374,623)	(144,710,002)	62,335,379	-43.08%
Total Other Adjustments	(215,639,952)	(150,797,522)	(64,842,430)	43.00%
Grand Total Expenses	\$ 449,268,945	\$ 285,682,140	\$ 163,586,805	57.26%

**Collin County Community College District
Unrestricted Funds
Fiscal Year Ending August 31, 2020**

	<u>2019-20 Budget</u>	<u>2018-19 Budget</u>	<u>Increase/ (Decrease)</u>	<u>Percent Change</u>
Revenues and Other Fund Additions				
Current Unrestricted Fund				
State Appropriations - General Revenue	\$ 39,834,020	\$ 35,500,001	\$ 4,334,019	12.21%
Tuition and Fees	47,469,543	45,128,584	2,340,959	5.19%
Scholarship Allowances	(7,700,000)	(5,500,000)	(2,200,000)	40.00%
Taxes for Current Operations	118,601,066	109,470,284	9,130,782	8.34%
Investment Income	4,070,000	2,585,000	1,485,000	57.45%
Miscellaneous	2,214,142	1,630,441	583,701	35.80%
Total Current Unrestricted Fund	<u>204,488,771</u>	<u>188,814,310</u>	<u>15,674,461</u>	<u>8.30%</u>
Innovation Fund				
Tuition and Fees	-	119,104	(119,104)	-100.00%
Miscellaneous	-	8,000	(8,000)	-100.00%
Total Innovation Fund	<u>-</u>	<u>127,104</u>	<u>(127,104)</u>	<u>-100.00%</u>
Student Activities Fee Fund				
Tuition and Fees	1,319,448	1,231,458	87,990	7.15%
Total Student Activities Fee Fund	<u>1,319,448</u>	<u>1,231,458</u>	<u>87,990</u>	<u>7.15%</u>
Stabilization and Startup Fund				
Investment Income	1,200,000	950,000	250,000	26.32%
Transfer in - Unrestricted to Stabilization and Startup Fund	30,300,000	30,300,000	-	0.00%
Total Stabilization and Startup Fund	<u>31,500,000</u>	<u>31,250,000</u>	<u>250,000</u>	<u>0.80%</u>
Total Revenues and Other Fund Additions	<u>\$ 237,308,219</u>	<u>\$ 221,422,872</u>	<u>\$ 15,885,347</u>	<u>7.17%</u>
Expenses and Transfers				
Current Unrestricted Fund				
Instruction	\$ 80,679,710	\$ 72,967,518	\$ 7,712,192	10.57%
Public Service	56,360	53,385	2,975	5.57%
Academic Support	15,087,004	13,817,225	1,269,779	9.19%
Student Services	14,476,768	13,406,347	1,070,421	7.98%
Institutional Support	49,602,974	51,878,897	(2,275,923)	-4.39%
Operation and Maintenance of Plant	17,647,057	15,648,368	1,998,689	12.77%
Scholarship Allowances	(7,700,000)	(5,500,000)	(2,200,000)	40.00%
Reserve for Supplemental Requests - Unrestricted Fund	7,099,972	6,378,630	721,342	11.31%
Transfer out - Unrestricted to Stabilization and Startup Fund	30,300,000	30,300,000	-	0.00%
Transfer out - Unrestricted to Grant Fund - Matching	110,244	103,138	7,106	6.89%
Transfer out - Unrestricted to Debt Service Fund	15,776,066	10,470,284	5,305,782	50.67%
Total Current Unrestricted Fund	<u>223,136,155</u>	<u>209,523,792</u>	<u>13,612,363</u>	<u>6.50%</u>
Innovation Fund				
Institutional Support - Reserve for Innovation Fund	4,548,940	4,548,940	-	0.00%
Total Innovation Fund	<u>4,548,940</u>	<u>4,548,940</u>	<u>-</u>	<u>0.00%</u>
Student Activities Fee Fund				
Student Services	1,010,170	859,640	150,530	17.51%
Transfer out - Unrestricted (SAFAC) to Auxiliary Fund	220,000	220,000	-	0.00%
Total Student Activities Fee Fund	<u>1,230,170</u>	<u>1,079,640</u>	<u>150,530</u>	<u>13.94%</u>
Stabilization and Startup Fund				
Instruction	1,117,188	-	1,117,188	100.00%
Academic Support	4,764,797	399,135	4,365,662	1093.78%
Student Services	996,518	-	996,518	100.00%
Institutional Support	1,386,348	-	1,386,348	100.00%
Operation and Maintenance of Plant	1,057,476	-	1,057,476	100.00%
Transfer out - Stabilization and Startup to Debt Service Fund	1,600,523	5,871,365	(4,270,842)	-72.74%
Total Stabilization and Startup Fund	<u>10,922,850</u>	<u>6,270,500</u>	<u>4,652,350</u>	<u>74.19%</u>
Total Expenses and Transfers	<u>\$ 239,838,115</u>	<u>\$ 221,422,872</u>	<u>\$ 18,415,243</u>	<u>8.32%</u>
Change in Net Position	(2,529,896)	-	(2,529,896)	-100.00%
Estimate of Changes in Net Position				
Net Position - beginning of year	\$ 113,854,345	\$ 113,854,345		
Revenues	207,008,219	191,122,872		
Expenses	191,831,282	174,458,085		
Transfers - Additions (deductions)	(17,706,833)	(16,664,787)		
Net increase (decrease for the fiscal year)	<u>(2,529,896)</u>	<u>-</u>		
Net Position - end of year	<u>\$ 111,324,449</u>	<u>\$ 113,854,345</u>		

**Collin County Community College District
Stabilization and Startup Fund
Fiscal Year Ending August 31, 2020**

	<u>2019-20 Budget</u>	<u>2018-19 Budget</u>	<u>Increase/ (Decrease)</u>	<u>Percent Change</u>
Revenues and Other Fund Additions				
Investment Income	\$ 1,200,000	\$ 950,000	\$ 250,000	26.32%
Transfer In - Unrestricted to Stabilization and Startup Fund	30,300,000	30,300,000	-	0.00%
Total Revenues and Other Fund Additions	<u>\$ 31,500,000</u>	<u>\$ 31,250,000</u>	<u>\$ 250,000</u>	0.80%
Expenses and Transfers				
Instruction	\$ 1,117,188	\$ -	\$ 1,117,188	100.00%
Academic Support	4,764,797	399,135	4,365,662	1093.78%
Student Services	996,518	-	996,518	100.00%
Institutional Support	1,386,348	-	1,386,348	100.00%
Operation and Maintenance of Plant	1,057,476	-	1,057,476	100.00%
Transfer out - Stabilization and Startup to Debt Service Fund	1,600,523	5,871,365	(4,270,842)	-72.74%
Total Expenses and Transfers	<u>\$ 10,922,850</u>	<u>\$ 6,270,500</u>	<u>\$ 4,652,350</u>	74.19%
Change in Net Position	20,577,150	24,979,500	(4,402,350)	-17.62%
Estimate of Changes in Net Position				
Net Position - beginning of year	\$ 45,019,405	\$ 20,039,905		
Revenues	1,200,000	950,000		
Expenses	9,322,327	399,135		
Transfers - Additions (deductions)	28,699,477	24,428,635		
Net increase (decrease for the fiscal year)	<u>20,577,150</u>	<u>24,979,500</u>		
Net Position - end of year	<u><u>\$ 65,596,555</u></u>	<u><u>\$ 45,019,405</u></u>		

**Collin County Community College District
Auxiliary Fund
Fiscal Year Ending August 31, 2020**

	<u>2019-20 Budget</u>	<u>2018-19 Budget</u>	<u>Increase / (Decrease)</u>	<u>Percent Change</u>
Revenues				
Student Housing	\$ 825,683	\$ -	\$ 825,683	100.00%
Bookstores	925,000	840,000	85,000	10.12%
Food Services/Vending	737,000	711,600	25,400	3.57%
Catering Services	310,000	50,000	260,000	520.00%
Facilities Rental	186,000	180,000	6,000	3.33%
Print Shop	124,500	119,900	4,600	3.84%
Cell Tower	111,955	105,480	6,475	6.14%
Miscellaneous	10,000	6,000	4,000	66.67%
Athletics	4,000	4,500	(500)	-11.11%
Total Revenues	<u>3,234,138</u>	<u>2,017,480</u>	<u>1,216,658</u>	<u>60.31%</u>
Transfers				
Transfer in - Unrestricted (SAFAC) to Auxiliary Fund	220,000	220,000	-	0.00%
Total Transfers	<u>220,000</u>	<u>220,000</u>	<u>-</u>	<u>0.00%</u>
Total Revenues	<u>\$ 3,454,138</u>	<u>\$ 2,237,480</u>	<u>\$ 1,216,658</u>	<u>54.38%</u>
Expenses				
Auxiliary Services Administration	\$ 482,193	\$ 394,887	\$ 87,306	22.11%
Food Services/Vending	1,124,173	1,003,922	120,251	11.98%
Catering Services	161,100	27,500	133,600	485.82%
Facilities Rental	156,551	145,190	11,361	7.82%
Print Shop	129,499	148,617	(19,118)	-12.86%
Student Housing	1,166,648	-	1,166,648	100.00%
Athletics	800,553	729,788	70,765	9.70%
Scholarships	149,600	149,600	-	0.00%
Refund Petition	27,000	25,000	2,000	8.00%
Reserve for Supplemental Requests - Auxiliary Fund	93,164	77,400	15,764	20.37%
Total Expenses	<u>\$ 4,290,481</u>	<u>\$ 2,701,904</u>	<u>\$ 1,588,577</u>	<u>58.79%</u>
Change in Net Position	(836,343)	(464,424)	(371,919)	44.47%
Estimate of Changes in Net Position				
Net Position	\$ 3,449,085	\$ 3,913,509		
Revenues	3,234,138	2,017,480		
Expenses	4,290,481	2,701,904		
Transfers - Additions (deductions)	220,000	220,000		
Net increase (decrease) for the fiscal year	<u>(836,343)</u>	<u>(464,424)</u>		
Net Position - end of year	<u><u>\$ 2,612,742</u></u>	<u><u>\$ 3,449,085</u></u>		

Collin County Community College District
Building Fund
Fiscal Year Ending August 31, 2020

	<u>2019-20</u> <u>Budget</u>	<u>2018-19</u> <u>Budget</u>	<u>Increase/ (Decrease)</u>	<u>Percent Change</u>
Revenues and Other Fund Additions				
Investment Income	\$ 2,300,000	\$ 1,500,000	\$ 800,000	53.33%
Transfer in - 2020 Limited Tax Bond to Building Fund	115,629,081	-	115,629,081	100.00%
Total Revenues and Other Fund Additions	<u>\$ 117,929,081</u>	<u>\$ 1,500,000</u>	<u>\$ 116,429,081</u>	7761.94%
Expenses				
Police Headquarters				
Management, Design & Pre-Construction	\$ -	\$ 517,600	\$ (517,600)	-100.00%
Investigation, Testing & Verification	-	140,000	(140,000)	-100.00%
Construction, Equipment & Furnishings	-	6,890,000	(6,890,000)	-100.00%
Miscellaneous	-	4,400	(4,400)	-100.00%
Contingency - Construction	-	538,000	(538,000)	-100.00%
	-	8,090,000	(8,090,000)	-100.00%
Technical Campus				
Management, Design & Pre-Construction	1,082,709	-	1,082,709	100.00%
Investigation, Testing & Verification	531,384	-	531,384	100.00%
Construction, Equipment & Furnishings	35,749,765	-	35,749,765	100.00%
Miscellaneous	19,703	-	19,703	100.00%
Contingency - Construction	530,236	-	530,236	100.00%
Total Technical Campus	<u>37,913,797</u>	<u>-</u>	<u>37,913,797</u>	<u>100.00%</u>
Wylie Campus				
Management, Design & Pre-Construction	992,460	-	992,460	100.00%
Investigation, Testing & Verification	232,483	-	232,483	100.00%
Construction, Equipment & Furnishings	33,020,851	-	33,020,851	100.00%
Miscellaneous	37,871	-	37,871	100.00%
Contingency - Construction	162,603	-	162,603	100.00%
Total Wylie Campus	<u>34,446,268</u>	<u>-</u>	<u>34,446,268</u>	<u>100.00%</u>
Celina Campus				
Management, Design & Pre-Construction	221,354	-	221,354	100.00%
Investigation, Testing & Verification	125,914	-	125,914	100.00%
Construction, Equipment & Furnishings	6,889,033	-	6,889,033	100.00%
Miscellaneous	6,328	-	6,328	100.00%
Contingency - Construction	861,570	-	861,570	100.00%
Total Celina Campus	<u>8,104,199</u>	<u>-</u>	<u>8,104,199</u>	<u>100.00%</u>
Farmersville Campus				
Management, Design & Pre-Construction	183,599	-	183,599	100.00%
Investigation, Testing & Verification	71,573	-	71,573	100.00%
Construction, Equipment & Furnishings	7,835,758	-	7,835,758	100.00%
Contingency - Construction	407,132	-	407,132	100.00%
Total Farmersville Campus	<u>8,498,062</u>	<u>-</u>	<u>8,498,062</u>	<u>100.00%</u>
IT Center of Excellence				
Management, Design & Pre-Construction	215,741	-	215,741	100.00%
Investigation, Testing & Verification	115,621	-	115,621	100.00%
Construction, Equipment & Furnishings	7,423,527	-	7,423,527	100.00%
Miscellaneous	17,816	-	17,816	100.00%
Contingency - Construction	946,327	-	946,327	100.00%
Total IT Center of Excellence	<u>8,719,032</u>	<u>-</u>	<u>8,719,032</u>	<u>100.00%</u>
Total Phase III and IV	<u>17,947,723</u>	<u>-</u>	<u>17,947,723</u>	<u>100.00%</u>
Renewal and Replacement				
Student Housing	2,500,000	-	2,500,000	100.00%
Total Renewal and Replacement	<u>2,500,000</u>	<u>-</u>	<u>2,500,000</u>	<u>100.00%</u>
Total Expenses	<u>\$ 118,129,081</u>	<u>\$ 8,090,000</u>	<u>\$ 110,039,081</u>	1360.19%
Change in Net Position	(200,000)	(6,590,000)	6,390,000	-96.97%
Estimate of Changes in Net Position				
Net Position - beginning of year	\$ 113,313,161	\$ 119,903,161		
Revenues	2,300,000	1,500,000		
Expenses	118,129,081	8,090,000		
Transfers - Additions (deductions)	115,629,081	-		
Net increase (decrease) for the fiscal year	<u>(200,000)</u>	<u>(6,590,000)</u>		
Net Position - end of year	<u>\$ 113,113,161</u>	<u>\$ 113,313,161</u>		

**Collin County Community College District
Restricted Funds
Fiscal Year Ending August 31, 2020**

	<u>2019-20 Budget</u>	<u>2018-19 Budget</u>	<u>Increase/ (Decrease)</u>	<u>Percent Change</u>
Student Financial Aid (Title IV)				
Federal Pell Grant	\$ 23,300,000	\$ 23,500,000	\$ (200,000)	-0.85%
Federal SEOG	412,977	397,976	15,001	3.77%
Federal SEOG Match (Transfer from TPEG)	170,480	165,803	4,677	2.82%
FSEOG (Transfer From FWS)	98,464	99,433	(969)	-0.97%
Total Student Financial Aid (Title IV)	<u>23,981,921</u>	<u>24,163,212</u>	<u>(181,291)</u>	<u>-0.75%</u>
Transfer in - Unrestricted to Grant Fund - Matching	110,244	103,138	7,106	6.89%
Federal Grants				
Carl Perkins Annual Allocation	693,177	686,141	7,036	1.03%
Carl Perkins State Leadership	61,818	-	61,818	100.00%
Department of Commerce - Regional Innovation Strategies	197,116	240,000	(42,884)	-17.87%
Department of Transportation - CMVOST	-	521	(521)	-100.00%
National Science Foundation Natl Conv Tech Center - 2016	-	324,452	(324,452)	-100.00%
National Science Foundation Natl Conv Tech Center - 2017	1,554,273	1,145,562	408,711	35.68%
National Science Foundation IT Skills Standards - 2018	1,422,066	-	1,422,066	100.00%
National Science Foundation ACC Bio-Link	-	30,729	(30,729)	-100.00%
National Science Foundation Innovate X	7,576	15,914	(8,338)	-52.39%
National Science Foundation SMARTT - Columbus State	79,511	42,535	36,976	86.93%
SBDC Federal 17/18	-	56,736	(56,736)	-100.00%
SBDC Federal 18/19	31,486	215,214	(183,728)	-85.37%
SBDC Federal 19/20	215,214	-	215,214	100.00%
JLD (10% FWS Auth)	42,000	39,773	2,227	5.60%
Bulletproof Vest Partnership	5,701	-	5,701	100.00%
Total Federal Grants	<u>4,309,938</u>	<u>2,797,577</u>	<u>1,512,361</u>	<u>54.06%</u>
State Grants				
Texas Public Education Grant	1,970,000	1,850,221	119,779	6.47%
Texas Public Education Grant - Investment Interest	30,000	24,779	5,221	21.07%
Nursing Shortage Reduction 17/18	12,500	101,108	(88,608)	-87.64%
Nursing Shortage Reduction 18/19	118,951	118,951	-	0.00%
Nursing Shortage Reduction over 70 16/17	-	35,947	(35,947)	-100.00%
Nursing Shortage Reduction over 70 17/18	232,657	255,902	(23,245)	-9.08%
Nursing Shortage Reduction over 70 18/19	322,393	210,000	112,393	53.52%
Nursing Shortage Reduction over 70 19/20	320,000	-	320,000	100.00%
SBDC State 17/18	-	10,984	(10,984)	-100.00%
SBDC State 18/19	28,779	100,700	(71,921)	-71.42%
SBDC State 19/20	100,700	-	100,700	100.00%
Skills Development - Small Business Program	17,956	17,550	406	2.31%
Supply Chain Consortium	-	79,123	(79,123)	-100.00%
ASSA ABLOY HNTB Consortium	-	173,359	(173,359)	-100.00%
TEOG RY (Texas Educational Opportunity Grants)	420,000	575,000	(155,000)	-26.96%
TEOG IY (Texas Educational Opportunity Grants)	660,000	501,715	158,285	31.55%
College Access Loans	8,000	15,000	(7,000)	-46.67%
College Readiness and Success Models 18/19	5,100	-	5,100	100.00%
College Readiness and Success Models Completion Funding	67,852	-	67,852	100.00%
Ascend Carlisle	219,223	-	219,223	100.00%
Total State Grants	<u>4,534,111</u>	<u>4,070,339</u>	<u>463,772</u>	<u>11.39%</u>
State Allocation - On-behalf Benefits	8,581,602	7,834,106	747,496	9.54%
Private Grants				
Community Reinvestment Grant - SBDC	1,393	1,393	-	0.00%
Miscellaneous SBDC Community Reinvestment Grants	3,864	3,864	-	0.00%
SBDC Program Income 17/18	90,000	80,000	10,000	12.50%
State Farm - Veteran's Resource Center	10,612	15,000	(4,388)	-29.25%
State Farm - Smart Money	14,792	33,476	(18,684)	-55.81%
Capital One Career Pathways	-	32,081	(32,081)	-100.00%
CE Community Reinvestment	8,359	4,500	3,859	85.76%
High-Tech High Heels	23,245	-	23,245	100.00%
Capital One Building Bridges	76,503	-	76,503	100.00%
State Farm - Career Center	20,000	-	20,000	100.00%
Total Private Grants	<u>248,768</u>	<u>170,314</u>	<u>78,454</u>	<u>46.06%</u>
Total Revenues and Expenses	<u>\$ 41,766,584</u>	<u>\$ 39,138,686</u>	<u>\$ 2,627,898</u>	<u>6.71%</u>

**Collin County Community College District
Debt Service Fund
General Obligation Bonds
Fiscal Year Ending August 31, 2020**

	2019-20 Budget	2018-19 Budget	Increase/ (Decrease)	Percent Change
Revenues and Other Fund Additions				
Debt Service Taxes	\$ 3,146,142	\$ 4,188,351	\$ (1,042,209)	-24.88%
Debt Service Taxes - Prior Year	35,000	35,000	-	0.00%
Penalty and Interest - Current Year	7,000	7,000	-	0.00%
Penalty and Interest - Prior Year	8,000	8,000	-	0.00%
Investment Income	1,700,000	2,800,000	(1,100,000)	-39.29%
Transfer In - Unrestricted to Debt Service Fund	15,776,066	10,470,284	5,305,782	50.67%
Transfer In - Stabilization and Startup to Debt Service Fund	1,600,523	5,871,365	(4,270,842)	-72.74%
Total Revenues and Other Fund Additions	<u>\$ 22,272,731</u>	<u>\$ 23,380,000</u>	<u>\$ (1,107,269)</u>	<u>-4.74%</u>
Expenses				
Bond Principal - Series 2010	\$ 2,635,000	\$ 2,530,000	\$ 105,000	4.15%
Bond Interest - Series 2010	441,675	542,875	(101,200)	-18.64%
Bond Principal - Series 2018	7,885,000	4,440,000	3,445,000	77.59%
Bond Interest - Series 2018	9,561,057	13,006,461	(3,445,404)	-26.49%
Bond Interest - Series 2020	3,000,000	-	3,000,000	100.00%
Total Expenses	<u>\$ 23,522,732</u>	<u>\$ 20,519,336</u>	<u>\$ 3,003,396</u>	<u>14.64%</u>
Change in Net Position	(1,250,001)	2,860,664	(4,110,665)	-143.70%
Estimate of Changes in Net Position				
Net Position - beginning of year	\$ 2,928,351	\$ 67,687		
Revenues	4,896,142	7,038,351		
Expenses	23,522,732	20,519,336		
Transfers - Additions (deductions)	17,376,589	16,341,649		
Net increase (decrease) for the fiscal year	<u>(1,250,001)</u>	<u>2,860,664</u>		
Net Position - end of year	<u>\$ 1,678,350</u>	<u>\$ 2,928,351</u>		


**Collin County Community College District
2018 Limited Tax Bond Series Fund
Fiscal Year Ending August 31, 2020**

	<u>2019-20 Budget</u>	<u>2018-19 Budget</u>	<u>Increase/ (Decrease)</u>	<u>Percent Change</u>
Revenues				
Bond Proceeds	\$ -	\$ -	\$ -	0.00%
Total Revenues	<u>\$ -</u>	<u>\$ -</u>	<u>\$ -</u>	0.00%
Expenses and Transfers				
Technical Campus				
Management, Design & Pre-Construction	\$ 433,050	\$ 4,054,672	\$ (3,621,622)	-89.32%
Investigation, Testing & Verification	210,634	919,061	(708,427)	-77.08%
Construction, Equipment & Furnishings	19,154,146	63,268,749	(44,114,603)	-69.73%
Miscellaneous	-	18,494	(18,494)	-100.00%
Contingency - Construction	212,094	4,045,339	(3,833,245)	-94.76%
Total Technical Campus	<u>20,009,924</u>	<u>72,306,315</u>	<u>(52,296,391)</u>	-72.33%
Wylie Campus				
Management, Design & Pre-Construction	396,570	2,728,807	(2,332,237)	-85.47%
Investigation, Testing & Verification	94,679	859,520	(764,841)	-88.98%
Construction, Equipment & Furnishings	11,978,453	54,335,311	(42,356,858)	-77.95%
Miscellaneous	-	45,751	(45,751)	-100.00%
Contingency - Construction	65,041	4,207,983	(4,142,942)	-98.45%
Total Wylie Campus	<u>12,534,743</u>	<u>62,177,372</u>	<u>(49,642,629)</u>	-79.84%
Celina Campus				
Management, Design & Pre-Construction	264,584	2,527,800	(2,263,216)	-89.53%
Investigation, Testing & Verification	-	205,224	(205,224)	-100.00%
Construction, Equipment & Furnishings	-	1,000,000	(1,000,000)	-100.00%
Miscellaneous	-	9,084	(9,084)	-100.00%
Contingency - Construction	344,628	139,274	205,354	147.45%
Total Celina Campus	<u>609,212</u>	<u>3,881,382</u>	<u>(3,272,170)</u>	-84.30%
Farmersville Campus				
Management, Design & Pre-Construction	94,700	1,408,058	(1,313,358)	-93.27%
Investigation, Testing & Verification	8,532	40,112	(31,580)	-78.73%
Construction, Equipment & Furnishings	-	500,000	(500,000)	-100.00%
Miscellaneous	-	7,027	(7,027)	-100.00%
Contingency - Construction	162,853	86,136	76,717	89.06%
Total Farmersville Campus	<u>266,085</u>	<u>2,041,333</u>	<u>(1,775,248)</u>	-86.97%
IT Center of Excellence				
Management, Design & Pre-Construction	630,605	2,735,554	(2,104,949)	-76.95%
Investigation, Testing & Verification	-	168,776	(168,776)	-100.00%
Construction, Equipment & Furnishings	-	941,161	(941,161)	-100.00%
Miscellaneous	-	17,816	(17,816)	-100.00%
Contingency - Construction	378,531	150,293	228,238	151.86%
Total IT Center of Excellence	<u>1,009,136</u>	<u>4,013,600</u>	<u>(3,004,464)</u>	-74.86%
McKinney - Traffic Infrastr/Wayfinding				
Management, Design & Pre-Construction	-	290,000	(290,000)	-100.00%
Total McKinney - Traffic Infrastr/Wayfinding	<u>-</u>	<u>290,000</u>	<u>(290,000)</u>	-100.00%
Total Expenses and Transfers	<u>\$ 34,429,100</u>	<u>\$ 144,710,002</u>	<u>\$ (110,280,902)</u>	-76.21%
Change in Net Position	(34,429,100)	(144,710,002)	110,280,902	-76.21%
Estimate of Changes in Net Position				
Net Position - beginning of year	\$ 34,429,100	\$ 183,242,639		
Revenues	-	-		
Expenses - budgeted prior year	34,429,100	144,710,002		
Adjust budgeted expenses to projected actual	-	4,103,537		
Transfers - Additions (deductions)	-	-		
Net increase (decrease for the fiscal year)	<u>(34,429,100)</u>	<u>(148,813,539)</u>		
Net Position - end of year	<u>\$ -</u>	<u>\$ 34,429,100</u>		

**Collin County Community College District
2020 Limited Tax Bond Series Fund
Fiscal Year Ending August 31, 2020**

	<u>2019-20 Budget</u>	<u>2018-19 Budget</u>	<u>Increase/ (Decrease)</u>	<u>Percent Change</u>
Revenues				
Bond Proceeds	\$ 200,000,000	\$ -	\$ 200,000,000	100.00%
Donation - City of Allen	6,000,000	-	6,000,000	100.00%
Donation - Allen Economic Development Corporation	100,000	-	100,000	100.00%
Total Revenues	<u><u>\$ 206,100,000</u></u>	<u><u>\$ -</u></u>	<u><u>\$ 206,100,000</u></u>	100.00%
Expenses and Transfers				
Bond Issuance				
Paying Agent Fees	\$ 502,850	\$ -	\$ 502,850	100.00%
Underwriter's Discount	1,400,000	-	1,400,000	100.00%
Transfer out - 2020 Limited Tax Bond to Building Fund	115,629,081	-	115,629,081	100.00%
Total Bond Issuance	117,531,931	-	117,531,931	100.00%
Technical Campus				
Management, Design & Pre-Construction	1,054,601	-	1,054,601	100.00%
Investigation, Testing & Verification	408,291	-	408,291	100.00%
Construction, Equipment & Furnishings	18,375,307	-	18,375,307	100.00%
Miscellaneous	76,494	-	76,494	100.00%
Contingency - Construction	424,189	-	424,189	100.00%
Total Technical Campus	20,338,882	-	20,338,882	100.00%
Wylie Campus				
Management, Design & Pre-Construction	967,306	-	967,306	100.00%
Investigation, Testing & Verification	805,101	-	805,101	100.00%
Construction, Equipment & Furnishings	24,492,963	-	24,492,963	100.00%
Miscellaneous	60,000	-	60,000	100.00%
Contingency - Construction	162,602	-	162,602	100.00%
Total Wylie Campus	26,487,972	-	26,487,972	100.00%
Celina Campus				
Management, Design & Pre-Construction	278,892	-	278,892	100.00%
Investigation, Testing & Verification	176,196	-	176,196	100.00%
Construction, Equipment & Furnishings	11,481,721	-	11,481,721	100.00%
Contingency - Construction	861,570	-	861,570	100.00%
Total Celina Campus	12,798,379	-	12,798,379	100.00%
Farmersville Campus				
Management, Design & Pre-Construction	183,241	-	183,241	100.00%
Investigation, Testing & Verification	145,435	-	145,435	100.00%
Construction, Equipment & Furnishings	7,985,758	-	7,985,758	100.00%
Contingency - Construction	407,133	-	407,133	100.00%
Total Farmersville Campus	8,721,567	-	8,721,567	100.00%
IT Center of Excellence				
Management, Design & Pre-Construction	262,256	-	262,256	100.00%
Investigation, Testing & Verification	244,826	-	244,826	100.00%
Construction, Equipment & Furnishings	12,372,545	-	12,372,545	100.00%
Contingency - Construction	946,327	-	946,327	100.00%
Total IT Center of Excellence	13,825,954	-	13,825,954	100.00%
Total Phase III and IV	3,338,363	-	3,338,363	100.00%
Total Expenses and Transfers	<u><u>\$ 203,043,048</u></u>	<u><u>\$ -</u></u>	<u><u>\$ 203,043,048</u></u>	100.00%
Change in Net Position	3,056,952	-	3,056,952	100.00%
Estimate of Changes in Net Position				
Net Position - beginning of year	\$ -	\$ -		
Revenues	206,100,000	-		
Expenses	87,413,967	-		
Transfers - Additions (deductions)	(115,629,081)	-		
Net increase (decrease for the fiscal year)	3,056,952	-		
Net Position - end of year	<u><u>\$ 3,056,952</u></u>	<u><u>\$ -</u></u>		

This page intentionally left blank.

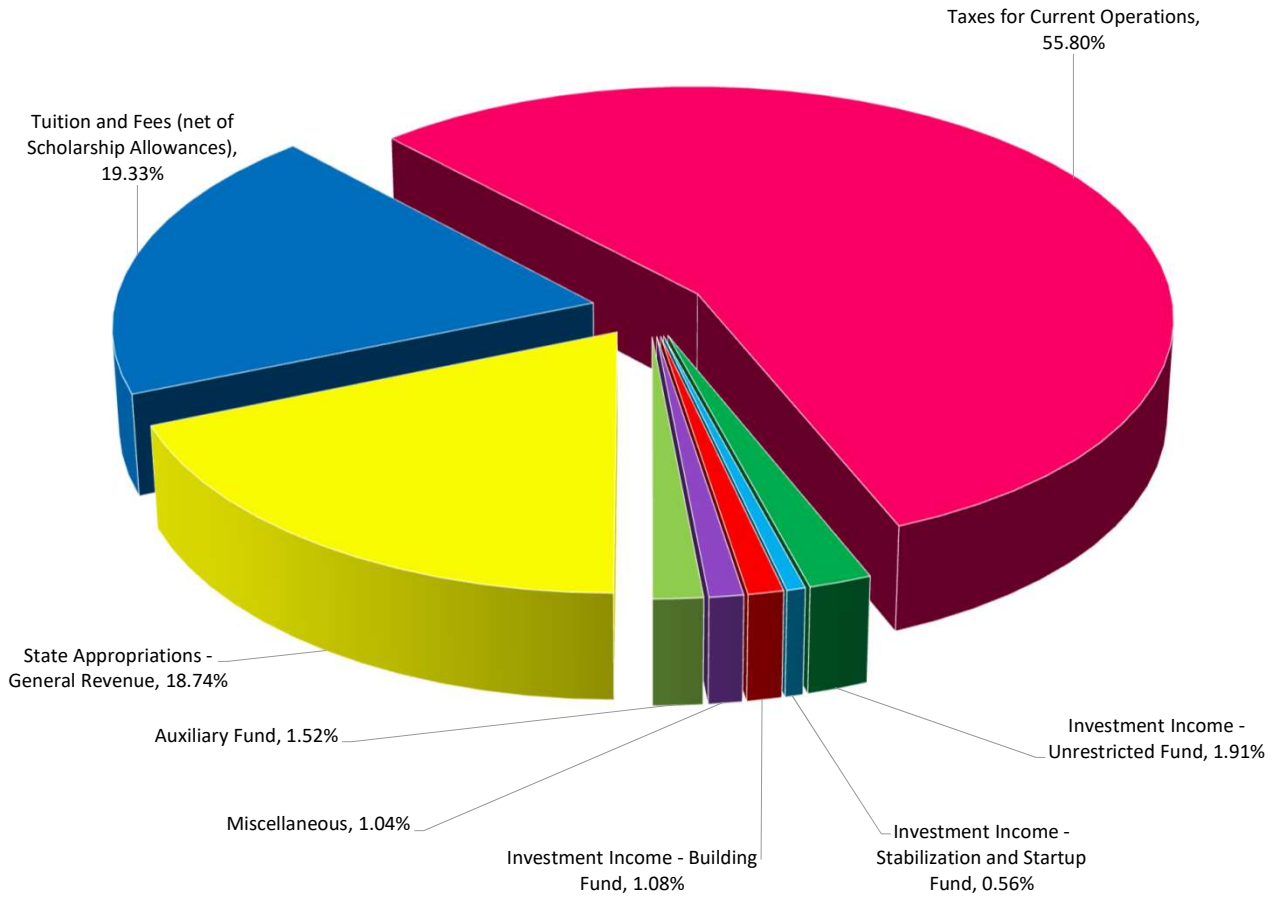


Revenue



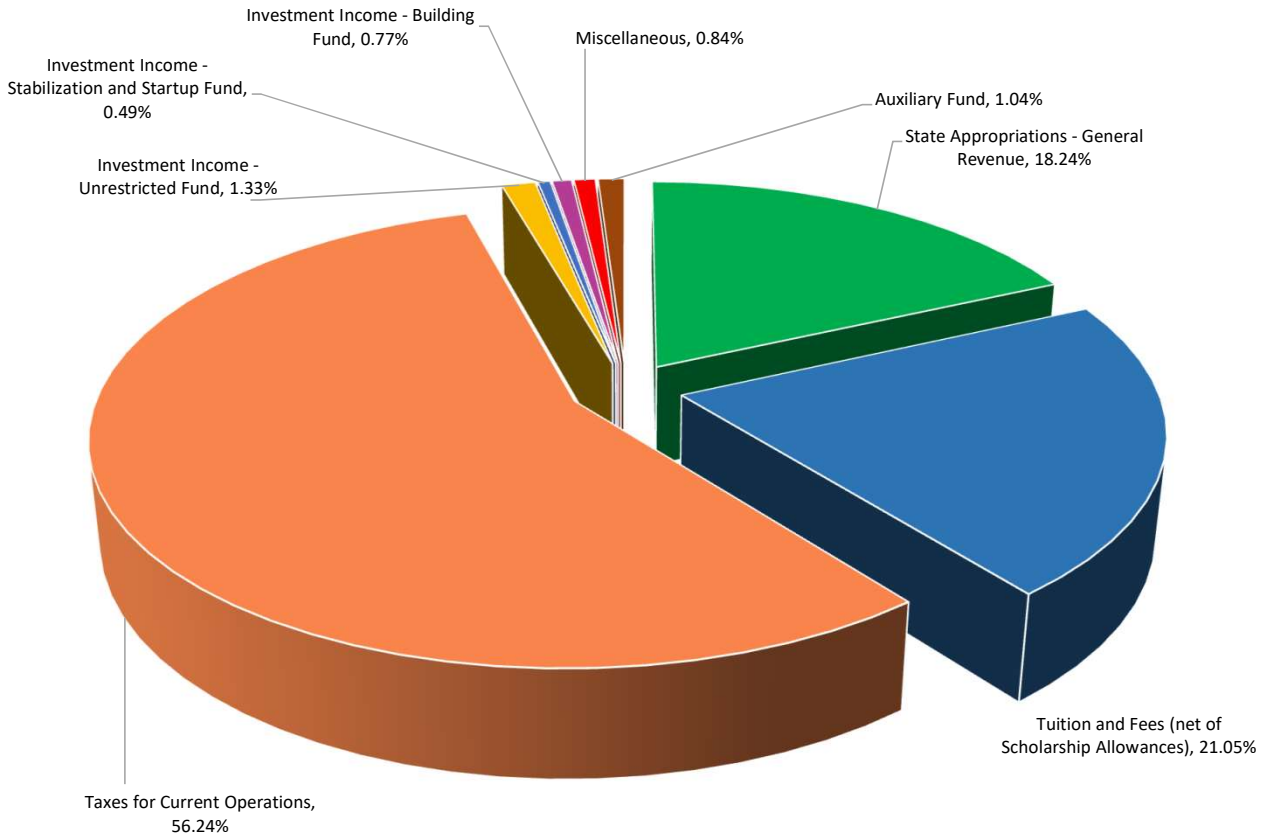
Revenue

**Collin County Community College District
Unrestricted Funds Revenue
By Major Revenue Source
Fiscal Year Ending August 31, 2020**



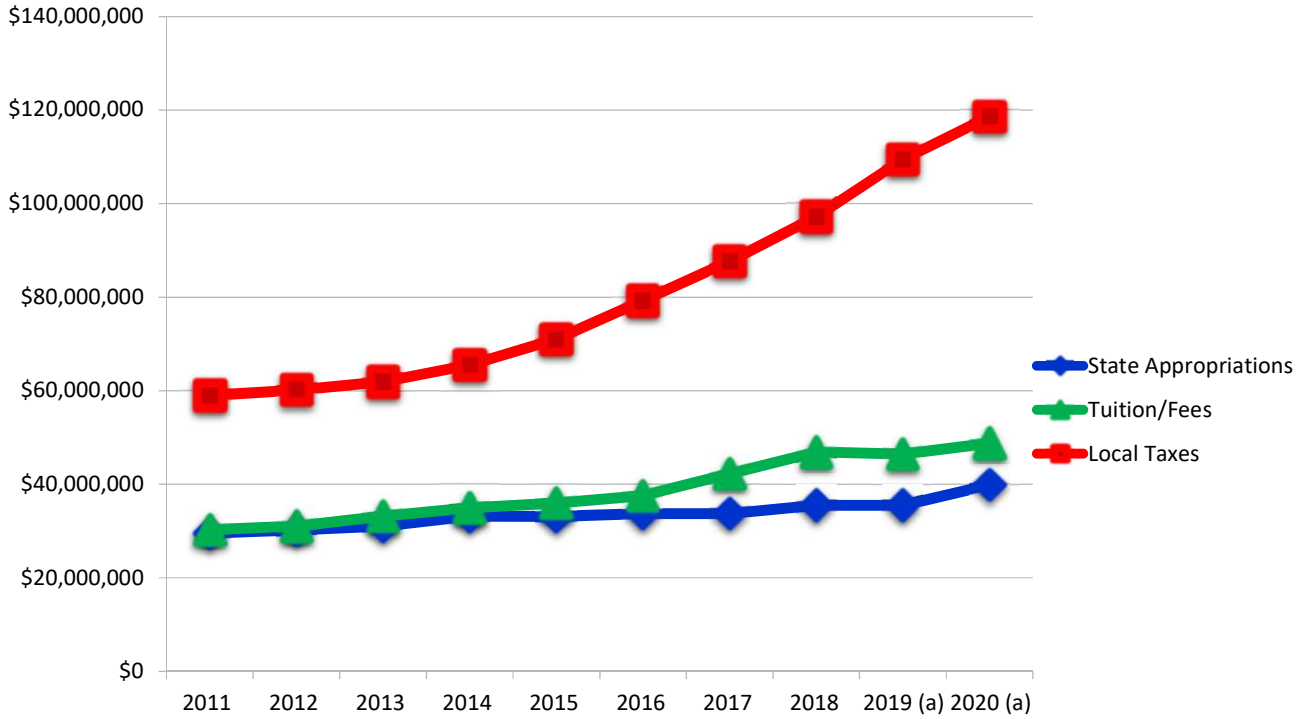
	Fiscal Year 19-20	Percent of Budget
State Appropriations - General Revenue	\$ 39,834,020	18.74%
Tuition and Fees (net of Scholarship Allowances)	41,088,991	19.33%
Taxes for Current Operations	118,601,066	55.80%
Investment Income - Unrestricted Fund	4,070,000	1.91%
Investment Income - Stabilization and Startup Fund	1,200,000	0.56%
Investment Income - Building Fund	2,300,000	1.08%
Miscellaneous	2,214,142	1.04%
Auxiliary Fund	3,234,138	1.52%
Total Unrestricted Funds Revenue	\$ 212,542,357	100.00%

**Collin County Community College District
Unrestricted Funds Revenue
By Major Revenue Source
Fiscal Year Ending August 31, 2019**



	<u>Fiscal Year 18-19</u>	<u>Percent of Budget</u>
State Appropriations - General Revenue	\$ 35,500,001	18.24%
Tuition and Fees (net of Scholarship Allowances)	40,979,146	21.05%
Taxes for Current Operations	109,470,284	56.24%
Investment Income - Unrestricted Fund	2,585,000	1.33%
Investment Income - Stabilization and Startup Fund	950,000	0.49%
Investment Income - Building Fund	1,500,000	0.77%
Miscellaneous	1,638,441	0.84%
Auxiliary Fund	2,017,480	1.04%
Total Unrestricted Funds Revenue	<u><u>\$ 194,640,352</u></u>	<u><u>100.00%</u></u>

Collin County Community College District
Local Taxes, State Appropriations and Tuition/Fees Revenue
Analysis 2011-2020



Fiscal Year	Local Taxes	Percent	State Appropriations	Percent	Tuition/Fees	Percent
2011	\$ 59,014,173	49.7%	\$ 29,536,937	24.9%	\$ 30,297,756	25.5%
2012	60,160,875	49.5%	30,210,041	24.9%	31,057,391	25.6%
2013	61,935,484	49.1%	31,087,895	24.6%	33,221,237	26.3%
2014	65,550,022	49.1%	33,136,075	24.8%	34,929,574	26.1%
2015	71,060,496	50.7%	33,136,075	23.6%	36,033,867	25.7%
2016	79,282,637	52.7%	33,685,576	22.4%	37,556,748	25.0%
2017	87,683,889	53.6%	33,739,730	20.6%	42,217,413	25.8%
2018	97,235,624	54.1%	35,512,154	19.8%	46,884,407	26.1%
2019 (a)	109,470,284	57.2%	35,500,001	18.5%	46,479,146	24.3%
2020 (a)	118,601,066	57.2%	39,834,020	19.2%	48,788,991	23.5%

(a) Budgeted

**Collin County Community College District
Revenue Summary
Fiscal Year Ending August 31, 2020**

Unrestricted Funds

State Appropriations - General Revenue	\$ 39,834,020		
		\$ 39,834,020	\$ 39,834,020
Credit Tuition and Fees			
Tuition-Fall	20,984,201		
Tuition-Spring	20,030,373		
Tuition-Summer	6,676,791		
SAFAC	1,319,448		
Other Student Fees	1,098,710		
Gross Tuition		50,109,523	
Less TPEG Transfers	(1,942,920)		
Less Waivers	(3,944,680)		
Less Scholarship Allowances	(7,700,000)		
Net Credit Tuition		(13,587,600)	
Continuing Education Tuition and Fees			
Tuition	4,881,195		
Less TPEG Transfers	(284,127)		
Less Waivers	(30,000)		
Total Continuing Education Tuition		4,567,068	
Subtotal Tuition and Fees (net of Scholarship Allowances)			41,088,991
Taxes for Current Operations			
Current Year Levy	117,276,066		
Delinquent Taxes	800,000		
Penalties & Interest	525,000		
Total Taxes for Current Operations		118,601,066	
			118,601,066
Investment Income			
Unrestricted Fund	4,070,000		
Stabilization and Startup Fund	1,200,000		
Building Fund	2,300,000		
Total Investment Income		7,570,000	
			7,570,000
Miscellaneous			
Administrative Cost Allowance	85,504		
Indirect Cost Recovery	524,720		
Work Study Federal Contribution	171,118		
Work Study State Contribution	67,000		
Other Miscellaneous	1,365,800		
Total Miscellaneous		2,214,142	
			2,214,142
Auxiliary Fund			
Student Housing	825,683		
Bookstores	925,000		
Food Services/Vending	737,000		
Catering Services	310,000		
Facilities Rental	186,000		
Print Shop	124,500		
Cell Tower	111,955		
Miscellaneous	10,000		
Athletics	4,000		
Total Auxiliary Fund		3,234,138	
			3,234,138

**Collin County Community College District
Revenue Summary
Fiscal Year Ending August 31, 2020**

Restricted Funds

Student Financial Aid (Title IV)

Federal Pell Grant	23,300,000	
Federal SEOG	412,977	
Federal SEOG Match (Transfer from TPEG)	170,480	
FSEOG (Transfer From FWS)	98,464	
Total Student Financial Aid (Title IV)		23,981,921

Federal Grants

Carl Perkins Annual Allocation	693,177	
Carl Perkins State Leadership	61,818	
Department of Commerce - Regional Innovation Strategies	197,116	
National Science Foundation Natl Conv Tech Center 2017	1,554,273	
National Science Foundation IT Skills Standards - 2018	1,422,066	
National Science Foundation Innovate X	7,576	
National Science Foundation SMARTT - Columbus State	79,511	
SBDC Federal 18/19	31,486	
SBDC Federal 19/20	215,214	
JLD (10% FWS Auth)	42,000	
Bulletproof Vest partnership	5,701	
Total Federal Grants		4,309,938

State Grants

Texas Public Education Grant	1,970,000	
Texas Public Education Grant - Investment Interest	30,000	
Nursing Shortage Reduction 17/18	12,500	
Nursing Shortage Reduction 18/19	118,951	
Nursing Shortage Reduction over 70 17/18	232,657	
Nursing Shortage Reduction over 70 18/19	322,393	
Nursing Shortage Reduction over 70 19/20	320,000	
SBDC State 18/19	28,779	
SBDC State 19/20	100,700	
Skills Development - Small Business Program	17,956	
TEOG RY (Texas Educational Opportunity Grants)	420,000	
TEOG IY (Texas Educational Opportunity Grants)	660,000	
College Access Loans	8,000	
College Readiness and Success Models 18/19	5,100	
College Readiness and Success Models Completion Funding	67,852	
College Access Loans	219,223	
Total State Grants		4,534,111

Private Grants

Community Reinvestment Grant - SBDC	1,393	
Miscellaneous SBDC Community Reinvestment Grants	3,864	
SBDC Program Income 17/18	90,000	
State Farm - Veteran's Resource Center	10,612	
State Farm - Smart Money	14,792	
CE Community Reinvestment	8,359	
High-Tech High Heels	23,245	
Capital One Building Bridges	76,503	
CE Community Reinvestment	20,000	
Total Private Grants		248,768

Total Grants

33,074,738

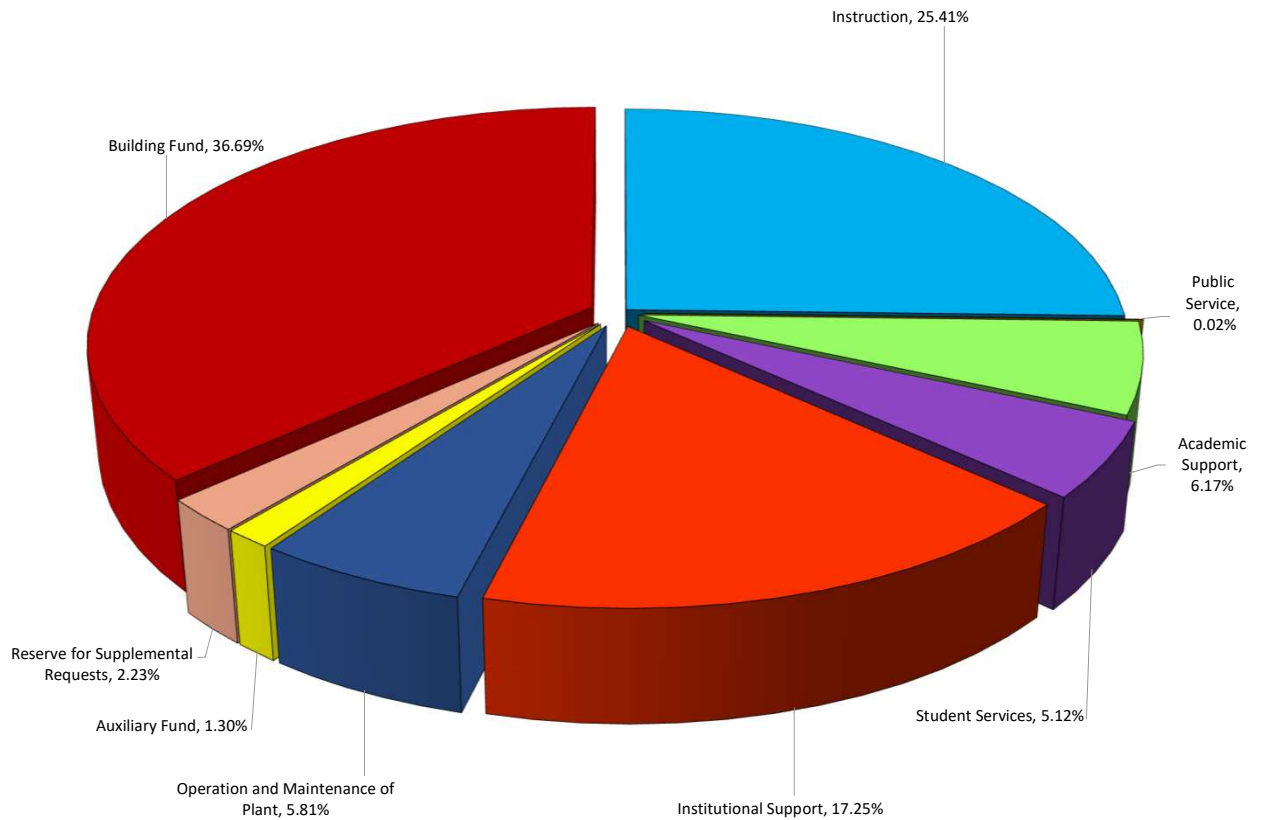
**Collin County Community College District
Revenue Summary
Fiscal Year Ending August 31, 2020**

State Allocation - On-behalf Benefits	8,581,602		
		8,581,602	
			8,581,602
Debt Service - General Obligation Bonds			
Debt Service Taxes	3,146,142		
Debt Service Taxes - Prior Year	35,000		
Penalty and Interest - Current Year	7,000		
Penalty and Interest - Prior Year	8,000		
Investment Income	1,700,000		
Subtotal	1,700,000	4,896,142	
Total Debt Service - General Obligation Bonds			4,896,142
2020 Limited Tax Bond Series	206,100,000		
		206,100,000	
			206,100,000
Transfers			
Transfer in - Unrestricted to Stabilization and Startup Fund	30,300,000		
Transfer in - Unrestricted (SAFAC) to Auxiliary Fund	220,000		
Transfer in - Unrestricted to Grant Fund - Matching	110,244		
Transfer in - Unrestricted to Debt Service Fund	15,776,066		
Transfer in - Stabilization and Startup to Debt Service Fund	1,600,523		
Transfer in - 2020 Limited Tax Bond to Building Fund	115,629,081		
Total Transfers	115,629,081	163,635,914	163,635,914
Grand Total Revenue		163,635,914	\$ 628,830,753



Expenses

**Collin County Community College District
Unrestricted Funds Expense
By Function
Fiscal Year Ending August 31, 2020**



	Fiscal Year 19-20	Percent of Budget
Instruction	\$ 81,796,898	25.41%
Public Service	56,360	0.02%
Academic Support	19,851,801	6.17%
Student Services	16,483,456	5.12%
Institutional Support	55,538,262	17.25%
Operation and Maintenance of Plant	18,704,533	5.81%
Auxiliary Fund	4,197,317	1.30%
Reserve for Supplemental Requests	7,193,136	2.23%
Building Fund	118,129,081	36.69%
Total per Chart	<u>321,950,844</u>	<u>100.00%</u>
Scholarship Allowances	(7,700,000)	
Total Unrestricted Funds Expense	<u><u>\$ 314,250,844</u></u>	

Collin County Community College District
Expense Summary
Fiscal Year Ending August 31, 2020

Unrestricted Funds

Instruction

Credit	\$ 78,095,337		
Continuing Education	<u>3,701,561</u>		
Total Instruction		<u>\$ 81,796,898</u>	\$ 81,796,898

Public Service

Salaries	47,120		
Departmental Operating	<u>9,240</u>		
Total Public Service		<u>56,360</u>	56,360

Academic Support

Credit			
Instructional Leadership	12,197,620		
Libraries	4,185,610		
Academic Support	1,835,873		
Honors Institute	<u>144,640</u>		
Total Academic Support - Credit		18,363,743	
Continuing Education			
Instructional Leadership	868,338		
Academic Support	<u>619,720</u>		
Total Academic Support - Continuing Education		<u>1,488,058</u>	
Total Academic Support			19,851,801

Student Services

Admissions and Advising	11,888,032		
Student Financial Aid	2,630,330		
Student Activities	<u>1,965,094</u>		
Total Student Services		<u>16,483,456</u>	16,483,456

Institutional Support

Business and Fiscal Management	12,473,861		
Campus Security	9,572,366		
Information Technology/Telecommunications	8,419,373		
Executive Offices	6,664,695		
Grants Management	4,958,491		
Public Relations/Development	3,055,459		
Human Resources	2,451,800		
General College	2,944,294		
TIF Payments	1,496,287		
Institutional Research	1,203,163		
Other General Institutional	1,059,106		
Tax Appraisal/Collecting/Legal	1,174,005		
Government of Institution	<u>65,362</u>		
Total Institutional Support		<u>55,538,262</u>	55,538,262

Operation and Maintenance of Plant

Plant Operations	17,496,142		
Grounds Maintenance	<u>1,208,391</u>		
Total Operation and Maintenance of Plant		<u>18,704,533</u>	18,704,533

Scholarship Allowances (7,700,000)

Auxiliary Fund 4,197,317

Collin County Community College District
Expense Summary
Fiscal Year Ending August 31, 2020

Reserve for Supplemental Requests			
Reserve for Supplemental Requests - Unrestricted Fund	7,099,972		
Reserve for Supplemental Requests - Auxiliary Fund	93,164		
Total Reserve for Supplemental Requests		7,193,136	7,193,136
Building Fund			118,129,081
Total Unrestricted Funds			314,250,844
Restricted Funds			
Grants and Contracts	33,074,738		
State Allocation - On-behalf Benefits	8,581,602		
Debt Service - General Obligation Bonds	23,522,732		
2018 Limited Tax Bond Series	34,429,100		
2020 Limited Tax Bond Series	87,413,967		
Total Restricted Funds		187,022,139	187,022,139
Transfers			
Transfer out - Unrestricted to Stabilization and Startup Fund	30,300,000		
Transfer out - Unrestricted (SAFAC) to Auxiliary Fund	220,000		
Transfer out - Unrestricted to Grant Fund - Matching	110,244		
Transfer out - Unrestricted to Debt Service Fund	15,776,066		
Transfer out - Stabilization and Startup to Debt Service Fund	1,600,523		
Transfer out - 2020 Limited Tax Bond to Building Fund	115,629,081		
Total Transfers		163,635,914	163,635,914
Subtotal Expenses			664,908,897
Other Adjustments			
Depreciation	12,354,681		
Bond Principal - General Obligation Bonds	(10,520,000)		
Capitalized Expenses - Operating	(2,476,647)		
Capitalized Expenses - Supplemental Requests	(1,146,900)		
Capitalized Expenses - Building Fund	(97,047,363)		
Capitalized Expenses - 2018 Limited Tax Bond Series	(34,429,100)		
Capitalized Expenses - 2020 Limited Tax Bond Series	(82,374,623)		
Total Other Adjustments		(215,639,952)	(215,639,952)
Grand Total Expenses			\$ 449,268,945

**Collin County Community College District
Expense Detail
Fiscal Year Ending August 31, 2020**

Unrestricted Funds	Campus	Org	Salaries	Benefits	Operating Expenses	Capital	Total
Instruction							
Credit							
Campus Technology Support	McKinney	403500	\$ 511,273	\$ 72,421	\$ 25,000	\$ -	\$ 608,694
Campus Technology Support	Plano	403502	733,037	112,529	88,500	-	934,066
Campus Technology Support	CYC	403504	346,361	47,226	4,027	-	397,614
Campus Technology Support	Admin	403505	137,758	23,635	1,200,800	-	1,362,193
Campus Technology Support	Frisco	403506	548,979	79,937	51,000	-	679,916
Campus Technology Support	CHEC	403507	112,891	11,648	15,400	-	139,939
Campus Technology Support	Allen ISD	403509	89,337	8,579	-	-	97,916
Campus Technology Support	Tech	403510	10,000	820	1,500	-	12,320
Campus Technology Support	Wylie	403512	10,000	820	1,500	-	12,320
SVP Campus Operations - Reserve for Part-time Faculty Salaries	Admin	452105	22,394,248	-	-	-	22,394,248
Communications	Plano	600002	84,771	10,943	1,900	-	97,614
Computer Science	Plano	600102	188,559	22,803	1,950	-	213,312
Computer Science	Online	600103	221,948	35,957	-	-	257,905
Computer Science	Frisco	600106	65,565	10,042	1,850	-	77,457
Education	McKinney	600200	38,122	5,875	200	-	44,197
Education	Plano	600202	217,008	30,793	5,830	-	253,631
Education	Frisco	600206	14,445	1,984	675	-	17,104
Kinesiology	McKinney	600300	194,465	30,225	4,476	-	229,166
Kinesiology	Plano	600302	302,832	49,217	28,500	-	380,549
Kinesiology	Frisco	600306	77,251	13,426	4,250	-	94,927
Engineering	Plano	600402	77,595	11,095	500	-	89,190
Engineering	Online	600403	18,354	3,380	-	-	21,734
Engineering	Frisco	600406	68,582	10,121	12,900	-	91,603
Computer Maintenance	Frisco	600506	42,774	6,577	-	-	49,351
Foreign Languages	McKinney	600600	-	-	50	-	50
Foreign Languages	Plano	600602	374,030	59,035	2,700	-	435,765
Foreign Languages	Frisco	600606	73,415	10,966	300	-	84,681
Nutrition	McKinney	600700	-	-	50	-	50
Nutrition	Plano	600702	95,621	14,114	1,500	-	111,235
Nutrition	Frisco	600706	74,098	10,067	300	-	84,465
English	McKinney	600800	723,539	114,676	1,025	-	839,240
English	Plano	600802	2,074,424	326,035	21,800	-	2,422,259
English	Frisco	600806	1,219,790	195,247	8,300	-	1,423,337
English	Allen ISD	600809	199,578	32,750	500	-	232,828
Speech	McKinney	600900	121,927	24,375	275	-	146,577
Speech	Plano	600902	371,497	54,186	3,220	-	428,903
Speech	Frisco	600906	214,810	30,460	350	-	245,620
Writing Center	McKinney	601000	249,282	19,102	5,280	-	273,664
Writing Center	Plano	601002	388,785	16,557	36,915	-	442,257
Writing Center	Frisco	601006	169,872	10,886	4,425	-	185,183
Writing Ctr (Ctr Acad Assistance)	Tech	601010	13,871	1,614	750	-	16,235
Writing Ctr (Ctr Acad Assistance)	Wylie	601012	13,871	1,614	750	-	16,235
Biology	McKinney	601100	873,274	124,335	63,891	-	1,061,500
Biology	Plano	601102	1,474,744	211,631	149,150	-	1,835,525
Biology	Frisco	601106	1,170,568	181,526	91,100	-	1,443,194
Biology	Tech	601110	13,871	1,794	750	-	16,415
Biology	Wylie	601112	59,661	8,395	3,500	-	71,556
Mathematics	McKinney	601200	583,861	101,947	675	-	686,483
Mathematics	Plano	601202	1,655,607	262,746	17,700	-	1,936,053
Mathematics	Frisco	601206	942,443	154,260	4,000	-	1,100,703
Math Lab	McKinney	601300	143,129	1,913	1,680	-	146,722
Math Lab	Plano	601302	540,674	32,045	1,300	-	574,019
Math Lab	Frisco	601306	254,049	20,226	3,350	-	277,625
Humanities	McKinney	601400	126,055	17,275	375	-	143,705
Humanities	Plano	601402	303,913	43,295	1,900	-	349,108
Humanities	Frisco	601406	164,288	25,470	925	-	190,683
Humanities	Allen ISD	601409	-	-	50	-	50
Integrated Reading/Writing	McKinney	601500	53,984	8,095	50	-	62,129
Integrated Reading/Writing	Plano	601502	259,655	43,434	2,200	-	305,289
Integrated Reading/Writing	Frisco	601506	137,385	19,800	950	-	158,135
Developmental - Math	McKinney	601600	255,365	38,499	555	-	294,419
Developmental - Math	Plano	601602	440,852	77,931	3,500	-	522,283
Developmental - Math	Frisco	601606	323,474	53,314	2,900	-	379,688
Developmental - ESL	Plano	601702	207,023	35,546	5,700	-	248,269
Philosophy	McKinney	601800	73,415	12,154	125	-	85,694
Philosophy	Plano	601802	179,449	26,286	1,750	-	207,485
Philosophy	Frisco	601806	77,098	13,126	250	-	90,474
Chemistry	McKinney	601900	301,110	46,115	26,180	-	373,405
Chemistry	Plano	601902	383,701	56,349	49,725	-	489,775
Chemistry	Frisco	601906	322,764	49,701	27,565	-	400,030
Chemistry	Wylie	601912	8,704	886	500	-	10,090
Geology	McKinney	602000	97,876	16,008	7,870	-	121,754
Geology	Plano	602002	195,732	28,790	12,500	-	237,022
Geology	Frisco	602006	174,058	23,075	5,500	-	202,633
Geology	Wylie	602012	5,264	558	500	-	6,322
Physics	McKinney	602100	111,251	12,571	7,455	-	131,277
Physics	Plano	602102	322,274	50,454	22,500	-	395,228
Physics	Frisco	602106	224,852	34,110	17,490	-	276,452
Physics	Wylie	602112	2,567	37	-	-	2,604
Psychology	McKinney	602200	248,476	44,613	650	-	293,739
Psychology	Plano	602202	411,354	61,468	5,600	-	478,422
Psychology	Frisco	602206	255,630	43,725	1,675	-	301,030
Criminal Justice	McKinney	602300	44,391	3,518	1,325	-	49,234
Criminal Justice	Plano	602302	43,424	6,347	900	-	50,671
Criminal Justice	Online	602303	75,441	7,267	-	-	82,708
Criminal Justice	Frisco	602306	53,828	5,248	1,350	-	60,426
Anthropology	Plano	602402	77,780	13,191	3,000	-	93,971
Anthropology	Frisco	602406	-	-	50	-	50
Economics	McKinney	602500	141,563	25,962	250	-	167,775
Economics	Plano	602502	467,387	73,609	2,240	-	543,236

**Collin County Community College District
Expense Detail
Fiscal Year Ending August 31, 2020**

	Campus	Org	Salaries	Benefits	Operating Expenses	Capital	Total
Economics	Frisco	602506	382,087	65,266	1,300	-	448,653
Economics	Rockwall ISD	602508	57,094	11,417	-	-	68,511
Geography	Frisco	602606	-	-	150	-	150
History	McKinney	602700	323,715	46,895	675	-	371,285
History	Plano	602702	960,785	151,250	9,506	-	1,121,541
History	Frisco	602706	614,380	96,264	2,000	-	712,644
History	Allen ISD	602709	37,839	6,756	-	-	44,595
Political Science	McKinney	602800	278,103	43,133	450	-	321,686
Political Science	Plano	602802	776,322	124,888	10,416	-	911,626
Political Science	Frisco	602806	554,581	86,409	53,379	-	694,369
Political Science	Rockwall ISD	602808	-	-	85	-	85
Political Science	Allen ISD	602809	13,139	1,837	275	-	15,251
Sociology	McKinney	602900	84,167	13,381	125	-	97,673
Sociology	Plano	602902	266,599	40,812	2,300	-	309,711
Sociology	Frisco	602906	158,833	27,263	350	-	186,446
Visual and Performing Arts	McKinney	603000	-	-	118	-	118
Visual and Performing Arts	Plano	603002	186,852	25,742	29,073	-	241,667
Visual and Performing Arts	Frisco	603006	70,084	12,909	4,125	-	87,118
Theater	Plano	603102	565,466	81,491	105,453	-	752,410
Theater	Frisco	603106	-	-	250	-	250
Photography	Plano	603202	313,846	48,212	27,296	-	389,354
Photography	Frisco	603206	2,000	-	5,924	-	7,924
Art	McKinney	603300	131,925	22,180	1,250	-	155,355
Art	Plano	603302	751,842	101,137	78,394	19,371	950,744
Art	Frisco	603306	186,026	28,372	14,966	-	229,364
Music	McKinney	603400	82,355	14,562	500	-	97,417
Music	Plano	603402	548,428	77,416	41,217	-	667,061
Music	Frisco	603406	119,910	17,771	2,400	-	140,081
Audio Engineering	Plano	603502	276,938	42,358	13,990	4,500	337,786
Audio Engineering	Frisco	603506	33,497	5,573	8,520	4,000	51,590
American Sign Language	Plano	603602	117,174	13,223	1,050	-	131,447
Child Development-Lab	Plano	603702	410,763	66,316	67,738	4,850	549,667
Child Development	McKinney	603800	-	-	760	-	760
Child Development	Plano	603802	251,648	35,184	14,734	-	301,566
Child Development	Frisco	603806	72,172	12,005	1,767	-	85,944
Real Estate	Online	603903	67,405	11,910	-	-	79,315
Real Estate	Frisco	603906	51,437	7,941	1,900	-	61,278
Culinary Arts	Online	604003	21,222	4,495	-	-	25,717
Culinary Arts	Frisco	604006	308,458	50,099	124,500	-	483,057
Hospitality	Online	604103	22,324	4,594	-	-	26,918
Hospitality	Frisco	604106	30,824	4,594	3,200	-	38,618
Business Administration	Plano	604202	91,965	11,532	900	-	104,397
Business Administration	Frisco	604206	73,074	12,337	200	-	85,611
Accounting	McKinney	604300	63,732	8,836	50	-	72,618
Accounting	Plano	604302	247,020	36,002	2,900	-	285,922
Accounting	Online	604303	2,588	37	-	-	2,625
Accounting	Frisco	604306	66,749	9,136	500	-	76,385
Marketing	Plano	604502	72,438	9,225	2,650	-	84,313
Marketing	Online	604503	33,955	4,545	-	-	38,500
Marketing	Frisco	604506	11,518	1,097	100	-	12,715
Office Systems Tech	Plano	604602	12,439	1,820	400	-	14,659
Office Systems Tech	Online	604603	161,144	23,610	500	-	185,254
Legal Assistant	Plano	604702	38,706	5,991	425	-	45,122
Legal Assistant	Online	604703	67,167	9,393	-	-	76,560
Legal Assistant	Frisco	604706	46,435	8,056	2,300	-	56,791
E Business	Plano	604802	31,466	4,588	-	-	36,054
E Business	Online	604803	75,733	13,001	-	-	88,734
E Business	Frisco	604806	93,377	14,157	700	-	108,234
Computer Network Tech	Plano	604902	38,733	6,126	-	-	44,859
Computer Network Tech	Online	604903	52,697	8,727	-	-	61,424
Computer Network Tech	Frisco	604906	281,317	48,062	30,145	-	359,524
Information Tech Cisco	Plano	605002	49,879	6,707	700	-	57,286
Information Tech Cisco	Online	605003	43,379	6,707	-	-	50,086
Info Tech Cisco CCNA	Frisco	605006	207,543	28,468	3,000	-	239,011
Communication Design	McKinney	605100	914	6	-	-	920
Communication Design	Plano	605102	500,524	75,143	26,710	-	602,377
Communication Design	Frisco	605106	-	-	100	-	100
Fire Protection Tech	McKinney	605300	702,791	63,032	188,738	-	954,561
Nursing	McKinney	605400	2,049,322	259,337	290,862	-	2,599,521
Nursing-HSA	Plano ISD	605401	46,911	9,551	14,712	-	71,174
Simulation Lab	McKinney	605500	393,407	29,318	183,592	-	606,317
Respiratory Therapy	McKinney	605600	414,986	47,665	52,403	-	515,054
Respiratory Therapy-HSA	Plano ISD	605601	21,420	4,754	-	-	26,174
Polysomnography	McKinney	605700	151,578	20,001	26,625	-	198,204
Diagnostic Medical Sonography	McKinney	605800	204,652	34,113	20,740	-	259,505
Dental Hygiene	McKinney	606200	398,876	48,939	65,675	-	513,490
Emergency Medical Tech	McKinney	606300	677,341	69,463	110,500	-	857,304
Emergency Medical Tech-HSA	Plano ISD	606301	4,066	614	10,318	-	14,998
Health Professions	McKinney	606400	349,090	52,261	28,582	-	429,933
Health Professions	Tech	606410	42,380	5,333	2,250	-	49,963
Health Information Management	McKinney	606800	190,257	30,407	14,943	-	235,607
Health Information Management - HSA	Plano ISD	606801	86,119	15,452	-	-	101,571
Interpreter Education Program	Plano	606902	81,438	8,953	1,600	-	91,991
Biotechnology	Plano	607102	110,977	12,374	60,549	-	183,900
Electronics Tech	Plano	607202	-	-	800	-	800
Convergence Tech	Frisco	607306	63,598	8,926	1,550	-	74,074
Environmental Tech	McKinney	607400	60,602	8,961	4,090	-	73,653
Environmental Tech	Plano	607402	187,051	31,609	11,160	-	229,820
Environmental Tech	Frisco	607406	199,591	31,590	4,000	-	235,181
Computer Information System	Plano	607502	29,175	2,745	300	-	32,220
Computer Information System	Online	607503	154,261	23,596	-	-	177,857
Computer Information System	Frisco	607506	130,023	20,682	4,050	-	154,755
Management Development	McKinney	607600	95,174	13,717	650	-	109,541
Management Development	Plano	607602	88,815	15,741	800	-	105,356

**Collin County Community College District
Expense Detail
Fiscal Year Ending August 31, 2020**

	Campus	Org	Salaries	Benefits	Operating Expenses	Capital	Total
Management Development	Online	607603	118,031	19,595	-	-	137,626
Management Development	Frisco	607606	29,639	4,976	1,675	-	36,290
CAD	Plano	607702	2,500	-	-	-	2,500
CAD	Frisco	607706	95,062	14,925	23,900	-	133,887
Interior / Comm Design	Frisco	607806	74,014	12,156	1,800	-	87,970
Surgical	McKinney	607900	276,686	38,105	41,299	-	356,090
Supply Chain Mgmt	Online	608003	13,996	2,547	-	-	16,543
Supply Chain Mgmt	Frisco	608006	27,991	5,095	2,900	-	35,986
HVAC	Frisco	608106	140,305	19,969	26,530	-	186,804
HVAC	Tech	608110	19,478	2,545	1,500	-	23,523
Construction Management	Frisco	608206	76,453	10,988	19,600	-	107,041
Welding	Frisco	608406	67,388	10,631	-	-	78,019
Welding	Tech	608410	19,478	2,545	1,500	-	23,523
Bio-Medical Repair	Tech	608510	67,388	10,631	3,000	-	81,019
Electrical	Tech	608610	67,388	10,631	3,000	-	81,019
Plumbing	Tech	608710	67,388	10,631	3,000	-	81,019
Building Ops Mgmt	Tech	608810	67,388	10,631	3,000	-	81,019
Carpentry/Safety	Tech	608910	67,388	10,631	3,000	-	81,019
Automotive Service	Tech	609010	115,479	16,684	6,000	-	138,163
Collision Repair	Tech	609110	92,922	13,889	4,500	-	111,311
RN-to-BSN Nursing	McKinney	609200	60,000	10,705	-	-	70,705
LVN	Tech	609310	30,718	3,686	1,500	-	35,904
Industrial Automation	Tech	609510	84,235	12,707	3,750	-	100,692
Construction Lab	Tech	609610	31,244	3,982	2,250	-	37,476
Cybersecurity	Frisco	609706	6,600	-	1,600	-	8,200
Cybersecurity - BAT	Frisco	609806	60,000	10,705	-	-	70,705
Insurance Management	Plano	609902	62,895	10,981	-	-	73,876
Agriculture	Wylie	610212	23,333	3,108	1,000	-	27,441
Total Credit			67,461,849	6,550,159	4,050,608	32,721	78,095,337
Continuing Education							
Corporate College	CYC	650105	5,700	-	179,300	-	185,000
CE Law Enforcement	McKinney	650205	708,108	79,792	155,891	-	943,791
Workforce - Skills Grant	CYC	650305	69,500	-	390,700	-	460,200
CE - Emergency Med Services	McKinney	650405	-	-	180	-	180
CE - Healthcare	McKinney	650505	183,797	28,690	315,879	-	528,366
CE-Veterinary Assistant	McKinney	650605	58,637	8,467	8,650	-	75,754
CE - Fire Protection	McKinney	650705	133,667	10,703	27,961	-	172,331
CE-Dental Assisting	McKinney	650805	61,814	9,060	13,700	-	84,574
CE-Community & Prof Dev	CYC	650905	384,316	-	23,408	-	407,724
CE-Training Partners	CYC	651005	10,000	-	443,825	-	453,825
CE-Computers & Workforce	CYC	651105	379,316	-	10,500	-	389,816
Total Continuing Education			1,994,855	136,712	1,569,994	-	3,701,561
Total Instruction			69,456,704	6,686,871	5,620,602	32,721	81,796,898
Public Service							
CE-Srs Active in Learning (SAIL)	CYC	440105	47,120	-	9,240	-	56,360
Total Public Service			47,120	-	9,240	-	56,360
Academic Support							
Credit							
Instructional Leadership							
Office - Provost	McKinney	450000	309,656	41,498	76,227	-	427,381
Office - Provost	Plano	450002	322,820	37,779	149,532	-	510,131
Office - Provost	Frisco	450006	279,826	40,722	113,963	-	434,511
Office - Provost	Tech	450010	227,060	29,144	545,270	750,000	1,551,474
Office - Provost	Wylie	450012	279,282	34,641	298,020	750,000	1,361,943
Academic Affairs Dean	McKinney	450300	243,278	31,231	25,021	-	299,530
Academic Affairs Dean	Plano	450302	520,824	75,108	91,773	-	687,705
Academic Affairs Dean	Frisco	450306	266,048	43,425	23,900	-	333,373
Academic Affairs Dean	Tech	450310	163,548	27,860	18,750	-	210,158
Academic Affairs/Workforce Dean	Wylie	450312	189,908	30,280	21,000	-	241,188
Associate Dean	McKinney	450400	103,343	13,869	3,350	-	120,562
Associate Dean	Plano	450402	100,304	8,227	3,300	-	111,831
Associate Dean	Frisco	450406	107,968	10,259	3,800	-	122,027
Associate Dean	Wylie	450412	93,184	13,860	6,000	-	113,044
Associate Dean	McKinney	450500	107,967	13,859	3,350	-	125,176
Associate Dean	Plano	450502	103,343	12,466	3,300	-	119,109
Associate Dean	Frisco	450506	103,814	13,908	3,800	-	121,522
Workforce Dean	McKinney	450600	285,572	52,748	23,510	-	361,830
Workforce Dean	Plano	450602	231,345	34,094	44,886	-	310,325
Workforce Dean	Frisco	450606	381,287	59,364	34,954	-	475,605
Workforce Dean	Tech	450610	188,173	30,982	20,750	-	239,905
Associate Dean	McKinney	450700	96,446	11,900	3,350	-	111,696
Associate Dean	Plano	450702	103,304	13,620	5,500	-	122,424
Associate Dean	Frisco	450706	107,968	15,652	3,800	-	127,420
Associate Dean	Plano	450802	106,986	15,171	5,500	-	127,657
Associate Dean	Frisco	450806	98,624	12,844	5,000	-	116,468
HVAC/Welding Admin	Tech	450810	74,829	12,116	6,000	-	92,945
Associate Dean	Plano	450902	103,814	12,505	5,500	-	121,819
Associate Dean	Frisco	450906	111,304	13,189	4,850	-	129,343
Construction Admin	Tech	450910	86,427	15,701	6,000	-	108,128
Academic Affairs Dean	Plano	451002	221,042	30,970	68,765	-	320,777
Associate Dean	Frisco	451006	100,304	13,620	3,800	-	117,724
Auto & Collision Repair Admin	Tech	451010	83,504	12,940	6,000	-	102,444
Associate Dean	Plano	451102	107,968	14,249	3,600	-	125,817
Associate Dean	Plano	451202	100,304	15,715	3,600	-	119,619
Associate Dean	Plano	451602	100,304	14,925	3,600	-	118,829
Dean - Nursing	McKinney	451700	327,884	49,117	12,734	-	389,735
RN Nursing Admin - McKinney	McKinney	451800	96,446	15,398	3,875	-	115,719
Weekend College	Plano	451805	235,436	26,017	9,200	-	270,653
RN-to-BSN Nursing - McKinney	McKinney	451900	102,475	13,409	-	-	115,884

**Collin County Community College District
Expense Detail
Fiscal Year Ending August 31, 2020**

	Campus	Org	Salaries	Benefits	Operating Expenses	Capital	Total
HSA - Director	Plano ISD	451901	82,608	14,263	7,875	-	104,746
SVP Campus Operations	Admin	452105	347,527	33,468	105,000	-	485,995
Vet Tech Admin	Wylie	452212	74,830	11,338	6,000	-	92,168
Agriculture Admin	Wylie	452312	83,504	12,940	6,000	-	102,444
LVN Admin	McKinney	452400	74,830	12,116	6,000	-	92,946
Pharmacy Tech Admin	McKinney	452500	74,829	12,116	6,000	-	92,945
Physical Therapy Assistant Admin	McKinney	452600	74,829	12,116	6,000	-	92,945
Total Instructional Leadership - Credit			7,786,876	1,092,739	1,818,005	1,500,000	12,197,620
Libraries							
Library	McKinney	451500	595,943	70,743	155,368	96,333	918,387
Library	Plano	451502	922,810	114,212	333,849	155,000	1,525,871
Library Technical Services	Plano	451505	253,340	39,414	110,151	-	402,905
Library	Frisco	451506	700,473	105,278	220,465	101,093	1,127,309
Library	Tech	451510	61,672	7,043	2,750	-	71,465
Library	Wylie	451512	116,107	12,566	11,000	-	139,673
Total Libraries - Credit			2,650,345	349,256	833,583	352,426	4,185,610
Academic Support							
Collin Higher Education Center	Admin	450007	186,378	20,975	12,100	-	219,453
Instructional Office	McKinney	450100	97,267	14,797	2,697	-	114,761
Instructional Office	Plano	450102	122,571	17,714	12,130	-	152,415
e-Learning Centers	Admin	450103	550,247	61,001	28,007	-	639,255
Instructional Office	Frisco	450106	150,668	26,718	17,612	-	194,998
Instructional Office	Wylie	450112	10,970	1,013	1,000	-	12,983
Business & Community Outreach	Admin	451302	128,007	10,738	36,375	-	175,120
Assoc Provost-Instruction	Admin	452007	225,838	33,984	21,067	-	280,889
e-Learning Centers - Stabilization & Startup	Admin	452703	39,419	4,330	2,250	-	45,999
Total Academic Support - Credit			1,511,365	191,270	133,238	-	1,835,873
Honors Institute							
Honors & CSCE	McKinney	450200	7,500	-	11,015	-	18,515
Honors & CSCE	Plano	450202	18,500	-	28,000	-	46,500
Honors & CSCE	Frisco	450206	58,681	6,144	14,800	-	79,625
Total Honors Institute - Credit			84,681	6,144	53,815	-	144,640
Total Academic Support - Credit			12,033,267	1,639,409	2,838,641	1,852,426	18,363,743
Continuing Education							
Instructional Leadership							
Corporate College Admin	CYC	470005	219,612	36,640	1,350	-	257,602
CE-Healthcare Administrative	McKinney	470205	88,530	12,653	4,400	-	105,583
Continuing Education Admin	CYC	470405	236,478	24,278	244,397	-	505,153
Total Instructional Leadership - Continuing Education			544,620	73,571	250,147	-	868,338
Academic Support							
Workforce & Economic Devt	CYC	470105	452,604	65,724	21,527	-	539,855
Workforce - Skills Grant	CYC	470305	61,948	11,167	6,750	-	79,865
Total Academic Support - Continuing Education			514,552	76,891	28,277	-	619,720
Total Academic Support - Continuing Education			1,059,172	150,462	278,424	-	1,488,058
Total Academic Support			13,092,439	1,789,871	3,117,065	1,852,426	19,851,801
Student Services							
Admissions and Advising							
Dean of Student & Enroll Svcs	McKinney	420000	223,350	36,635	61,194	-	321,179
Dean of Student & Enroll Svcs	Plano	420002	165,016	20,850	22,162	-	208,028
Dean of Student & Enroll Svcs	Frisco	420006	225,315	10,140	29,709	-	265,164
Rockwall Higher Ed Center	Rockwall ISD	420008	35,501	498	87,141	10,000	133,140
Collin College Allen Center	Allen ISD	420009	18,943	266	21,410	-	40,619
Dean of Students & Enroll Svcs	Tech	420010	79,002	12,321	6,000	-	97,323
Dean of Students & Enroll Svcs	Wylie	420012	85,456	12,934	10,000	-	108,390
Associate Dean Student & Enroll Svcs	McKinney	420100	93,030	11,619	1,500	-	106,149
Associate Dean Student & Enroll Svcs	Plano	420102	138,119	19,307	-	-	157,426
Dean of Students	Admin	420105	542,420	72,999	25,904	-	641,323
Associate Dean Student & Enroll Svcs	Frisco	420106	93,030	13,022	5,800	-	111,852
Admissions & Advising	McKinney	420200	410,464	58,567	10,953	-	479,984
Admissions & Advising	Plano	420202	925,166	133,868	31,906	-	1,090,940
Access	Admin	420205	1,153,482	121,723	84,793	-	1,359,998
Admissions & Advising	Frisco	420206	528,225	78,632	16,621	-	623,478
Admissions & Advising	Tech	420210	17,373	3,151	1,500	-	22,024
Admissions & Advising	Wylie	420212	22,786	331	-	-	23,117
Testing & Assessment	McKinney	420300	172,618	22,605	4,251	-	199,474
Testing & Assessment	Plano	420302	313,887	50,972	36,820	-	401,679
Counseling	Admin	420305	729,677	109,941	26,550	-	866,168
Testing & Assessment	Frisco	420306	173,934	21,462	39,035	7,500	241,931
Testing & Assessment	Tech	420310	17,064	1,377	750	-	19,191
Testing & Assessment	Wylie	420312	34,127	3,528	1,500	-	39,155
Assoc Dean 2 Student & Enroll Svcs	Plano	420402	88,802	11,274	763	-	100,839
Registration and Records	Admin	420405	1,674,580	244,472	310,317	-	2,229,369
Programs for New Students	Admin	420505	40,000	-	65,379	-	105,379
Admissions and Records - CE	CYC	420605	207,325	19,393	6,300	-	233,018
Student Life	Wylie	420612	35,124	4,109	1,500	-	40,733
Career Services	McKinney	420700	27,595	247	3,608	-	31,450
Career Services	Plano	420702	84,489	9,836	10,000	-	104,325
Career Services	CYC	420704	126,157	15,288	6,275	-	147,720
Dual Credit	Admin	420705	637,835	99,258	56,580	-	793,673
Career Services	Frisco	420706	27,850	230	1,450	-	29,530
Career Services	Tech	420710	104,450	16,240	6,000	-	126,690
Career Services	Wylie	420712	139,267	21,654	8,000	-	168,921
Registration and Records - Stabilization & Startup	Admin	421105	79,873	8,713	5,250	-	93,836
Dean of Students - Stabilization & Startup	Admin	421205	36,337	4,761	2,000	-	43,098

**Collin County Community College District
Expense Detail
Fiscal Year Ending August 31, 2020**

	Campus	Org	Salaries	Benefits	Operating Expenses	Capital	Total
Access - Stabilization & Startup	Admin	421305	43,166	3,809	1,500	-	48,475
Counseling - Stabilization & Startup	Admin	421405	27,742	4,002	1,500	-	33,244
Total Admissions and Advising			9,578,577	1,299,603	992,352	17,500	11,888,032
Student Financial Aid							
Financial Aid	Admin	420805	1,683,270	226,470	366,344	-	2,276,084
Call Center	Admin	420905	172,989	23,499	36,000	-	232,488
Financial Aid - Stabilization & Startup	Admin	421005	103,386	12,622	5,750	-	121,758
Total Student Financial Aid			1,959,645	262,591	408,094	-	2,630,330
Student Activities							
Intramurals/Athletics/Fitness	Admin	420005	85,291	14,289	3,225	-	102,805
Intramural/Fitness	McKinney	420500	132,221	11,953	1,480	-	145,654
Intramural/Fitness	Plano	420502	58,809	362	18,000	-	77,171
Intramural/Fitness	Frisco	420506	126,486	9,553	3,872	-	139,911
Intramural/Fitness	Wylie	420512	9,247	816	500	-	10,563
Student Engagement	McKinney	420600	96,181	13,121	7,160	-	116,462
Student Engagement	Plano	420602	144,309	17,091	14,000	-	175,400
Student Engagement	Frisco	420606	157,485	19,155	10,318	-	186,958
Student Activities	Admin	880005	-	-	667,372	-	667,372
SAFAC-Fine Arts Fund	Admin	880006	-	-	80,000	-	80,000
SAFAC-Career Services	Admin	880007	-	-	33,795	-	33,795
SAFAC-Political Justice League/Mock Trial	Admin	880010	-	-	25,175	-	25,175
SAFAC-Veterans Day	Frisco	880013	-	-	4,350	-	4,350
SAFAC-Veterans Early Registration	Admin	880014	-	-	4,401	-	4,401
SAFAC-Hispanic Heritage Month	Admin	880015	-	-	6,683	-	6,683
SAFAC-Rockin the Ridge	Frisco	880016	-	-	12,300	-	12,300
SAFAC-KIP	Admin	880017	-	-	2,749	-	2,749
SAFAC-Natl Student Employ Wk	Admin	880018	-	-	5,000	-	5,000
SAFAC-Wild West at the Park	McKinney	880019	-	-	5,000	-	5,000
SAFAC-Open Doors Open Minds	Admin	880020	-	-	7,500	-	7,500
SAFAC-Military Ball	Admin	880021	-	-	16,310	-	16,310
SAFAC-Dignity Initiative	Admin	880022	-	-	10,000	-	10,000
SAFAC-African American Hist Month	Admin	880023	-	-	11,000	-	11,000
SAFAC-Gamma Alpha Epsilon	Admin	880024	-	-	35,365	-	35,365
SAFAC-Respiratory Care Club	McKinney	880025	-	-	10,649	-	10,649
SAFAC-TX Ctr for Working Class	Admin	880026	-	-	5,861	-	5,861
SAFAC-Intramurals	Admin	880027	-	-	25,000	-	25,000
SAFAC-Health & Safety Fair	Admin	880028	-	-	3,845	-	3,845
SAFAC-Holocaust Remembrance Day	Frisco	880029	-	-	3,050	-	3,050
SAFAC-Gov't Department	Admin	880030	-	-	20,000	-	20,000
SAFAC-Be Fit	Admin	880031	-	-	7,473	-	7,473
SAFAC-Veterans Day	McKinney	880033	-	-	4,750	-	4,750
SAFAC-Veterans Day	Plano	880034	-	-	2,542	-	2,542
Total Student Activities			810,029	86,340	1,068,725	-	1,965,094
Total Student Services			12,348,251	1,648,534	2,469,171	17,500	16,483,456
Institutional Support							
Business and Fiscal Management							
Chief Financial Officer	Admin	402105	284,434	30,041	2,931,464	22,500	3,268,439
Chief Financial Officer - Salary Reserves	Admin	402105	4,619,110	-	-	-	4,619,110
Finance and Budgeting	Admin	402405	1,004,060	151,598	544,639	-	1,700,297
Financial Services	Admin	402505	1,382,452	204,876	234,416	-	1,821,744
Purchasing	Admin	402705	642,663	102,906	186,147	-	931,716
Purchasing - Construction	Admin	403605	59,366	9,874	-	-	69,240
Financial Services - Stabilization & Startup	Admin	404405	51,798	7,767	3,750	-	63,315
Total Business and Fiscal Management			8,043,883	507,062	3,900,416	22,500	12,473,861
Campus Security							
Police Department	Admin	402805	3,578,104	576,759	413,536	-	4,568,399
Emergency Management	Admin	403305	131,465	17,285	6,600	-	155,350
Safety Plan	Admin	403405	-	-	3,873,180	-	3,873,180
Police Department - Stabilization & Startup	Admin	404105	485,000	66,437	10,500	413,500	975,437
Total Campus Security			4,194,569	660,481	4,303,816	413,500	9,572,366
Information Technology							
Dean of Strategic Initiatives	Admin	401405	447,052	65,353	120,370	-	632,775
Inform Systems Office	Admin	401705	233,782	29,188	591,572	-	854,542
Software Support Services	Admin	401805	1,775,699	248,006	82,750	-	2,106,455
Academic Tech & Network Services	Admin	401905	1,017,761	146,833	3,359,878	-	4,524,472
Chief Innovation Officer	Admin	403105	218,746	27,383	55,000	-	301,129
Total Information Technology			3,693,040	516,763	4,209,570	-	8,419,373
Executive Offices							
District President	Admin	400005	511,445	50,345	2,651,215	-	3,213,005
Internal Audit	Admin	400305	126,239	15,523	-	-	141,762
Executive Vice President	Admin	400505	321,876	38,739	1,309,200	-	1,669,815
Senior Vice President	Admin	400805	290,782	34,575	8,231	-	333,588
VP Student & Enroll Svcs	Admin	401305	258,611	33,985	204,972	-	497,568
Chief of Staff	Admin	401505	397,629	52,241	149,779	-	599,649
Academic Affairs	Admin	403705	188,298	21,010	-	-	209,308
Total Executive Offices			2,094,880	246,418	4,323,397	-	6,664,695
Grants Management	Admin	401005	324,725	52,726	4,581,040	-	4,958,491
Public Relations/Development							
Public Relations	Admin	402905	1,054,703	155,794	1,196,830	-	2,407,327
Development Office	Admin	403005	395,724	55,219	82,189	-	533,132
Public Relations - Stabilization & Startup	Admin	404905	-	-	115,000	-	115,000
Total Public Relations/Development			1,450,427	211,013	1,394,019	-	3,055,459

**Collin County Community College District
Expense Detail
Fiscal Year Ending August 31, 2020**

	Campus	Org	Salaries	Benefits	Operating Expenses	Capital	Total
Human Resources							
Human Resources	Admin	402005	1,495,840	427,267	365,337	-	2,288,444
Human Resources - Stabilization & Startup	Admin	404005	114,716	18,640	30,000	-	163,356
Total Human Resources			1,610,556	445,907	395,337	-	2,451,800
General College							
General College	Admin	402205	-	1,410,329	1,533,965	-	2,944,294
TIF Payments							
TIF Payments	Admin	402305	-	-	1,496,287	-	1,496,287
Institutional Research							
Institutional Research	Admin	401605	739,961	100,766	362,436	-	1,203,163
Other General Institutional							
Faculty Council	Admin	400405	-	-	7,000	-	7,000
Staff Development / Excellence	Admin	400605	70,000	-	331,662	-	401,662
Academic Services	Admin	400905	73,737	9,459	9,200	-	92,396
Sacs Accreditation	Admin	401105	-	-	13,050	-	13,050
Curriculum	Admin	401205	200,959	25,724	15,750	-	242,433
Mail Services	Admin	402605	80,769	15,967	19,474	-	116,210
QEP - SACS	Admin	403205	77,927	9,668	72,500	-	160,095
Wellness	Admin	405002	24,960	-	1,300	-	26,260
Total Other General Institutional			528,352	60,818	469,936	-	1,059,106
Tax Appraisal/Collecting/Legal							
Tax Appraisal/Collecting/Legal	Admin	402305	-	-	1,174,005	-	1,174,005
Government of Institution							
Government of Institution	Admin	400105	29,754	5,408	30,200	-	65,362
Total Institutional Support			22,710,147	4,217,691	28,174,424	436,000	55,538,262
Operation and Maintenance of Plant							
Plant Operations							
Physical Plant Support Svcs	McKinney	460000	730,736	237,899	1,914,089	-	2,882,724
Physical Plant Support Svcs	Plano	460002	907,580	291,620	2,531,056	-	3,730,256
Physical Plant Support Svcs	CYC	460004	243,963	83,918	405,596	-	733,477
Facilities Administration	Admin	460005	478,649	113,527	3,566,330	-	4,158,506
Physical Plant Support Svcs	Frisco	460006	793,945	243,312	2,238,240	-	3,275,497
Physical Plant Support Svcs	CHEC	460007	224,823	81,116	630,637	-	936,576
Physical Plant Support Svcs	Tech	460010	207,081	51,079	195,998	69,000	523,158
Physical Plant Support Svcs	McKinney	460011	165,989	56,741	498,900	-	721,630
Physical Plant Support Svcs	Wylie	460012	183,367	42,108	239,843	69,000	534,318
Total Plant Operations			3,936,133	1,201,320	12,220,689	138,000	17,496,142
Grounds Maintenance							
Grounds Maintenance	McKinney	460205	339,312	122,090	746,989	-	1,208,391
Total Operations and Maintenance of Plant			4,275,445	1,323,410	12,967,678	138,000	18,704,533
Scholarship Allowances							
Scholarship Allowances	Admin	402205	-	-	(7,700,000)	-	(7,700,000)
Auxiliary Fund							
Auxiliary Fund	Admin	310010	1,360,117	334,695	2,502,505	-	4,197,317
Reserve for Supplemental Requests							
Reserve for Supplemental Requests - Unrestricted Fund	Admin	480005	-	-	7,099,972	-	7,099,972
Reserve for Supplemental Requests - Auxiliary Fund	Admin	310010	-	-	93,164	-	93,164
Total Reserve for Supplemental Requests			-	-	7,193,136	-	7,193,136
Building Fund							
Building Fund	Admin	910010	-	-	21,081,718	97,047,363	118,129,081
Total Unrestricted Funds			123,290,223	16,001,072	75,435,539	99,524,010	314,250,844
Restricted Funds							
Grants and Contracts	Admin	700000	1,966,152	437,982	30,108,427	562,177	33,074,738
State Allocation - On-behalf Benefits	Admin	445005	-	8,581,602	-	-	8,581,602
Debt Service - General Obligation	Admin	940100	-	-	23,522,732	-	23,522,732
2018 Limited Tax Bond Series	Admin	910101	-	-	-	34,429,100	34,429,100
2020 Limited Tax Bond Series	Admin	910102	-	-	5,039,344	82,374,623	87,413,967
Total Restricted Funds			1,966,152	9,019,584	58,670,503	117,365,900	187,022,139
Transfers							
Transfer out - Unrestricted to Stabilization and Startup Fund	Admin	480005	-	-	30,300,000	-	30,300,000
Transfer out - Unrestricted (SAFAC) to Auxiliary Fund	Admin	480005	-	-	220,000	-	220,000
Transfer out - Unrestricted to Grant Fund - Matching	Admin	480005	-	-	110,244	-	110,244
Transfer out - Unrestricted to Debt Service Fund	Admin	480005	-	-	15,776,066	-	15,776,066
Transfer out - Stabilization and Startup to Debt Service Fund	Admin	480005	-	-	1,600,523	-	1,600,523
Transfer out - 2020 Limited Tax Bond to Building Fund	Admin	480005	-	-	115,629,081	-	115,629,081
Total Transfers			-	-	163,635,914	-	163,635,914
Other Adjustments							
Depreciation	Admin	402205	-	-	12,354,681	-	12,354,681
Bond Principal - General Obligation Bonds	Admin	940100	-	-	(10,520,000)	-	(10,520,000)
Capitalized Expenses - Operating			-	-	-	(2,476,647)	(2,476,647)
Capitalized Expenses - Supplemental Requests			-	-	-	(1,146,900)	(1,146,900)
Capitalized Expenses - Building Fund			-	-	-	(97,047,363)	(97,047,363)
Capitalized Expenses - 2018 Limited Tax Bond Series			-	-	-	(34,429,100)	(34,429,100)
Capitalized Expenses - 2020 Limited Tax Bond Series			-	-	-	(82,374,623)	(82,374,623)
Total Other Adjustments			-	-	1,834,681	(217,474,633)	(215,639,952)
Grand Total Expenses			\$ 125,256,375	\$ 25,020,656	\$ 299,576,637	\$ (584,723)	\$ 449,268,945

This page intentionally left blank.



Detail by Leadership Unit

Detail by
Leadership Unit

**Collin County Community College District
Leadership Unit Expense Summary
Fiscal Year Ending August 31, 2020**

Current Unrestricted Fund					
Leadership Unit	Salaries	Benefits	Operating	Capital	Total
District President	\$ 4,250,768	\$ 649,797	\$ 3,108,551	\$ -	\$ 8,009,116
Executive Vice President	3,768,950	513,843	7,801,549	10,000	12,094,342
VP - Student & Enrollment Services	11,208,190	1,482,867	2,493,637	7,500	15,192,194
VP - Institutional Research	739,961	100,766	362,436	-	1,203,163
Sr VP - Campus Operations	22,811,775	33,468	436,662	-	23,281,905
VP/Provost - McKinney Campus	15,041,611	2,021,727	2,032,192	96,333	19,191,863
VP/Provost - Plano Campus	21,408,678	3,095,706	1,773,584	187,721	26,465,689
VP/Provost - Frisco Campus	15,061,538	2,278,085	1,000,368	101,093	18,441,084
VP/Provost - Tech Campus	1,735,146	126,642	933,547	-	2,795,335
Chief of Staff	523,868	67,764	149,779	-	741,411
Chief Talent Officer	1,495,840	427,267	365,337	-	2,288,444
Chief Innovation Officer	6,722,923	933,739	5,622,304	-	13,278,966
VP - Advancement	395,724	55,219	82,189	-	533,132
Chief Financial Officer	7,932,719	1,899,750	11,974,103	22,500	21,829,072
Executive Director - Facilities	3,965,766	1,246,190	12,551,311	-	17,763,267
Total	\$ 117,063,457	\$ 14,932,830	\$ 50,687,549	\$ 425,147	\$ 183,108,983

Stabilization and Startup Fund					
Leadership Unit	Salaries	Benefits	Operating	Capital	Total
District President	\$ 485,000	\$ 66,437	\$ 10,500	\$ 413,500	\$ 975,437
Executive Vice President	-	-	115,000	-	115,000
VP - Student & Enrollment Services	834,400	110,368	51,750	-	996,518
VP/Provost - Wylie Campus	1,036,015	143,352	361,270	750,000	2,290,637
VP/Provost - Tech Campus	1,835,487	277,952	657,270	750,000	3,520,709
Chief Talent Officer	114,716	18,640	30,000	-	163,356
Chief Innovation Officer	59,419	5,970	5,250	-	70,639
Chief Financial Officer	111,164	17,641	3,750	-	132,555
Executive Director - Facilities	390,448	93,187	435,841	138,000	1,057,476
Total	\$ 4,866,649	\$ 733,547	\$ 1,670,631	\$ 2,051,500	\$ 9,322,327

Leadership Unit	Auxiliary Fund				
	Total	Salaries	Benefits	Operating	Total
VP - Student & Enrollment Services	\$ -	\$ 229,652	\$ 42,286	\$ 528,615	\$ 800,553
VP/Provost - Plano Campus	-	-	-	17,100	17,100
Chief Financial Officer	(7,700,000)	1,130,465	292,409	1,956,790	3,379,664
Total	\$ (7,700,000)	\$ 1,360,117	\$ 334,695	\$ 2,502,505	\$ 4,197,317

Leadership Unit	Reserve for Supplemental	Building Fund	Restricted Funds	Transfers & Adjustments	Grand Total
	Total	Total	Total	Total	
District President	\$ 266,893	\$ -	\$ -	\$ -	\$ 9,251,446
Executive Vice President	675,081	-	-	-	12,884,423
VP - Student & Enrollment Services	312,872	-	-	-	17,302,137
VP - Institutional Research	52,225	-	-	-	1,255,388
Sr VP - Campus Operations	114,000	-	-	-	23,395,905
VP/Provost - McKinney Campus	755,787	-	-	-	19,947,650
VP/Provost - Plano Campus	331,445	-	-	-	26,814,234
VP/Provost - Frisco Campus	421,179	-	-	-	18,862,263
VP/Provost - Wylie Campus	-	-	-	-	2,290,637
VP/Provost - Tech Campus	-	-	-	-	6,316,044
Chief of Staff	201,500	-	-	-	942,911
Chief Talent Officer	409,677	-	-	-	2,861,477
Chief Innovation Officer	2,575,721	-	-	-	15,925,326
VP - Advancement	85,500	-	-	-	618,632
Chief Financial Officer	317,664	-	65,179,072	(52,004,038)	31,133,989
Executive Director - Facilities	673,592	118,129,081	121,843,067	-	259,466,483
Total	\$ 7,193,136	\$ 118,129,081	\$ 187,022,139	\$ (52,004,038)	\$ 449,268,945

**Collin County Community College District
Leadership Unit Expense Detail
District President
Fiscal Year Ending August 31, 2020**

Current Unrestricted Fund

Organization	Campus	Salaries	Benefits	Operating	Capital	Total
400005 District President	Admin	\$ 511,445	\$ 50,345	\$ 2,651,215	\$ -	\$ 3,213,005
400105 Board of Trustees	Admin	29,754	5,408	30,200	-	65,362
400405 Faculty Council	Admin	-	-	7,000	-	7,000
402805 Police Department	Admin	3,578,104	576,759	413,536	-	4,568,399
403305 Emergency Management	Admin	131,465	17,285	6,600	-	155,350
Total Current Unrestricted Fund		<u>\$ 4,250,768</u>	<u>\$ 649,797</u>	<u>\$ 3,108,551</u>	<u>\$ -</u>	<u>\$ 8,009,116</u>

Stabilization and Startup Fund

Organization	Campus	Salaries	Benefits	Operating	Capital	Total
404105 Police Department	Admin	\$ 485,000	\$ 66,437	\$ 10,500	\$ 413,500	\$ 975,437
Total Stabilization and Startup Fund		<u>\$ 485,000</u>	<u>\$ 66,437</u>	<u>\$ 10,500</u>	<u>\$ 413,500</u>	<u>\$ 975,437</u>

Reserve for Supplemental Requests

Organization	Campus	Salaries	Benefits	Operating	Capital	Total
400005 District President	Admin	\$ -	\$ -	\$ 10,000	\$ -	\$ 10,000
400105 Board of Trustees	Admin	-	-	10,000	-	10,000
402805 Police Department	Admin	20,000	-	112,100	-	132,100
403305 Emergency Management	Admin	-	-	114,793	-	114,793
Total Reserve for Supplemental Requests		<u>\$ 20,000</u>	<u>\$ -</u>	<u>\$ 246,893</u>	<u>\$ -</u>	<u>\$ 266,893</u>

Grand Total		<u>\$ 4,755,768</u>	<u>\$ 716,234</u>	<u>\$ 3,365,944</u>	<u>\$ 413,500</u>	<u>\$ 9,251,446</u>
--------------------	--	----------------------------	--------------------------	----------------------------	--------------------------	----------------------------

**Collin County Community College District
Leadership Unit Expense Detail
Executive Vice President
Fiscal Year Ending August 31, 2020**

Current Unrestricted Fund

Organization	Campus	Salaries	Benefits	Operating	Capital	Total
400505 Executive Vice President	Admin	\$ 321,876	\$ 38,739	\$ 1,309,200	\$ -	\$ 1,669,815
400805 Senior Vice President	Admin	290,782	34,575	8,231	-	333,588
400905 Academic Services	Admin	73,737	9,459	9,200	-	92,396
401005 Grants Management	Admin	324,725	52,726	4,581,040	-	4,958,491
401105 Sacs Accreditation	Admin	-	-	13,050	-	13,050
401205 Curriculum	Admin	200,959	25,724	15,750	-	242,433
403205 QEP - SACS	Admin	77,927	9,668	72,500	-	160,095
403705 Academic Affairs	Admin	188,298	21,010	-	-	209,308
402905 Public Relations	Admin	1,054,703	155,794	1,196,830	-	2,407,327
420008 Rockwall Higher Ed Center	Rockwall ISD	35,501	498	87,141	10,000	133,140
420009 Collin College Allen Center	Allen ISD	18,943	266	21,410	-	40,619
420705 Dual Credit	Admin	637,835	99,258	56,580	-	793,673
450007 Collin Higher Education Center	Admin	186,378	20,975	12,100	-	219,453
452007 Assoc Provost-Instruction	Admin	225,838	33,984	21,067	-	280,889
470305 Workforce - Skills Grant	CYC	61,948	11,167	6,750	-	79,865
650305 Workforce - Skills Grant	CYC	69,500	-	390,700	-	460,200
Total Current Unrestricted Fund		\$ 3,768,950	\$ 513,843	\$ 7,801,549	\$ 10,000	\$ 12,094,342

Stabilization and Startup Fund

Organization	Campus	Salaries	Benefits	Operating	Capital	Total
404905 Public Relations	Admin	\$ -	\$ -	\$ 115,000	\$ -	\$ 115,000
Total Reserve for Supplemental Requests		\$ -	\$ -	\$ 115,000	\$ -	\$ 115,000

Reserve for Supplemental Requests

Organization	Campus	Salaries	Benefits	Operating	Capital	Total
400905 Academic Services	Admin	\$ 52,225	\$ -	\$ -	\$ -	\$ 52,225
402905 Public Relations	Admin	7,500	-	337,000	-	344,500
403705 Academic Affairs	Admin	54,856	-	19,500	-	74,356
420008 Rockwall Higher Ed Center	Rockwall ISD	30,000	-	8,000	-	38,000
420705 Dual Credit	Admin	118,000	-	43,000	-	161,000
452007 Assoc Provost-Instruction	Admin	-	-	5,000	-	5,000
Total Reserve for Supplemental Requests		\$ 262,581	\$ -	\$ 412,500	\$ -	\$ 675,081

Grand Total		\$ 4,031,531	\$ 513,843	\$ 8,329,049	\$ 10,000	\$ 12,884,423
--------------------	--	---------------------	-------------------	---------------------	------------------	----------------------

Collin County Community College District
Leadership Unit Expense Detail
VP - Student & Enrollment Services
Fiscal Year Ending August 31, 2020

Current Unrestricted Fund

Organization	Campus	Salaries	Benefits	Operating	Capital	Total
401305 VP Student & Enroll Svcs	Admin	\$ 258,611	\$ 33,985	\$ 204,972	\$ -	\$ 497,568
420000 Dean of Student & Enroll Svcs	McKinney	223,350	36,635	61,194	-	321,179
420002 Dean of Student & Enroll Svcs	Plano	165,016	20,850	22,162	-	208,028
420005 Intramurals/Athletics/Fitness	Admin	85,291	14,289	3,225	-	102,805
420006 Dean of Student & Enroll Svcs	Frisco	225,315	29,709	10,140	-	265,164
420100 Associate Dean Student & Enroll Svcs	McKinney	93,030	11,619	1,500	-	106,149
420102 Associate Dean Student & Enroll Svcs	Plano	138,119	19,307	-	-	157,426
420105 Dean of Students	Admin	542,420	72,999	25,904	-	641,323
420106 Associate Dean Student & Enroll Svcs	Frisco	93,030	13,022	5,800	-	111,852
420200 Admissions & Advising	McKinney	410,464	58,567	10,953	-	479,984
420202 Admissions & Advising	Plano	925,166	133,868	31,906	-	1,090,940
420205 Access	Admin	1,153,482	121,723	84,793	-	1,359,998
420206 Admissions & Advising	Frisco	528,225	78,632	16,621	-	623,478
420300 Testing & Assessment	McKinney	172,618	22,605	4,251	-	199,474
420302 Testing & Assessment	Plano	313,887	50,972	36,820	-	401,679
420305 Counseling	Admin	729,677	109,941	26,550	-	866,168
420306 Testing & Assessment	Frisco	173,934	21,462	39,035	7,500	241,931
420402 Assoc Dean 2 Student & Enroll Svcs	Plano	88,802	11,274	763	-	100,839
420405 Registration and Records	Admin	1,674,580	244,472	310,317	-	2,229,369
420500 Intramural/Fitness	McKinney	132,221	11,953	1,480	-	145,654
420502 Intramural/Fitness	Plano	58,809	362	18,000	-	77,171
420505 Programs for New Students	Admin	40,000	-	65,379	-	105,379
420506 Intramural/Fitness	Frisco	126,486	9,553	3,872	-	139,911
420600 Student Engagement	McKinney	96,181	13,121	7,160	-	116,462
420602 Student Engagement	Plano	144,309	17,091	14,000	-	175,400
420605 Admissions and Records - CE	CYC	207,325	19,393	6,300	-	233,018
420606 Student Engagement	Frisco	157,485	19,155	10,318	-	186,958
420700 Career Services	McKinney	27,595	247	3,608	-	31,450
420702 Career Services	Plano	84,489	9,836	10,000	-	104,325
420704 Career Services	CYC	126,157	15,288	6,275	-	147,720
420706 Career Services	Frisco	27,850	230	1,450	-	29,530
420805 Financial Aid	Admin	1,683,270	226,470	366,344	-	2,276,084
420905 Call Center	Admin	172,989	23,499	36,000	-	232,488
451302 Business & Community Outreach	Admin	128,007	10,738	36,375	-	175,120
880005 Student Activities	Admin	-	-	667,372	-	667,372
880006 SAFAC-Fine Arts Fund	Admin	-	-	80,000	-	80,000
880007 SAFAC-Career Services	Admin	-	-	33,795	-	33,795
880010 SAFAC-Political Justice League/Mock Trial	Admin	-	-	25,175	-	25,175
880013 SAFAC-Veterans Day	Frisco	-	-	4,350	-	4,350
880014 SAFAC-Veterans Early Registration	Admin	-	-	4,401	-	4,401
880015 SAFAC-Hispanic Heritage Month	Admin	-	-	6,683	-	6,683
880016 SAFAC-Rockin the Ridge	Frisco	-	-	12,300	-	12,300
880017 SAFAC-KIP	Admin	-	-	2,749	-	2,749
880018 SAFAC-Natl Student Employ Wk	Admin	-	-	5,000	-	5,000
880019 SAFAC-Wild West at the Park	McKinney	-	-	5,000	-	5,000
880020 SAFAC-Open Doors Open Minds	Admin	-	-	7,500	-	7,500
880021 SAFAC-Military Ball	Admin	-	-	16,310	-	16,310
880022 SAFAC-Dignity Initiative	Admin	-	-	10,000	-	10,000
880023 SAFAC-African American Hist Month	Admin	-	-	11,000	-	11,000
880024 SAFAC-Gamma Alpha Epsilon	Admin	-	-	35,365	-	35,365
880025 SAFAC-Respiratory Care Club	McKinney	-	-	10,649	-	10,649
880026 SAFAC-TX Ctr for Working Class	Admin	-	-	5,861	-	5,861
880027 SAFAC-Intramurals	Admin	-	-	25,000	-	25,000
880028 SAFAC-Health & Safety Fair	Admin	-	-	3,845	-	3,845
880029 SAFAC-Holocaust Remembrance Day	Frisco	-	-	3,050	-	3,050
880030 SAFAC-Gov't Department	Admin	-	-	20,000	-	20,000
880031 SAFAC-Be Fit	Admin	-	-	7,473	-	7,473
880033 SAFAC-Veterans Day	McKinney	-	-	4,750	-	4,750
880034 SAFAC-Veterans Day	Plano	-	-	2,542	-	2,542
Total Current Unrestricted Fund		\$ 11,208,190	\$ 1,482,867	\$ 2,493,637	\$ 7,500	\$ 15,192,194

Stabilization and Startup Fund

Organization	Campus	Salaries	Benefits	Operating	Capital	Total
420010 Dean of Students & Enroll Svcs	Tech	\$ 79,002	\$ 12,321	\$ 6,000	\$ -	\$ 97,323

**Collin County Community College District
Leadership Unit Expense Detail
VP - Student & Enrollment Services
Fiscal Year Ending August 31, 2020**

Stabilization and Startup Fund

Organization		Campus	Salaries	Benefits	Operating	Capital	Total
420012	Dean of Students & Enroll Svcs	Wylie	85,456	12,934	10,000	-	108,390
420210	Admissions & Advising	Tech	17,373	3,151	1,500	-	22,024
420212	Admissions & Advising	Wylie	22,786	331	-	-	23,117
420310	Testing & Assessment	Tech	17,064	1,377	750	-	19,191
420312	Testing & Assessment	Wylie	34,127	3,528	1,500	-	39,155
420512	Intramural/Fitness	Wylie	9,247	816	500	-	10,563
420612	Student Life	Wylie	35,124	4,109	1,500	-	40,733
420710	Career Services	Tech	104,450	16,240	6,000	-	126,690
420712	Career Services	Wylie	139,267	21,654	8,000	-	168,921
421005	Financial Aid	Admin	103,386	12,622	5,750	-	121,758
421105	Registration and Records	Admin	79,873	8,713	5,250	-	93,836
421205	Dean of Students	Admin	36,337	4,761	2,000	-	43,098
421305	Access	Admin	43,166	3,809	1,500	-	48,475
421405	Counseling	Admin	27,742	4,002	1,500	-	33,244
Total Stabilization and Startup Fund			\$ 834,400	\$ 110,368	\$ 51,750	\$ -	\$ 996,518

Auxiliary Fund

Organization		Campus	Salaries	Benefits	Operating	Capital	Total
840005	Athletics	Admin	\$ 65,205	\$ 18,658	\$ 63,530	\$ -	\$ 147,393
840010	Basketball - Men	Plano	59,020	9,261	164,400	-	232,681
840011	Basketball - Women	Plano	46,643	7,425	164,838	-	218,906
840020	Tennis	Plano	58,784	6,942	135,847	-	201,573
Total Auxiliary Fund			\$ 229,652	\$ 42,286	\$ 528,615	\$ -	\$ 800,553

Reserve for Supplemental Requests

Organization		Campus	Salaries	Benefits	Operating	Capital	Total
401305	VP Student & Enroll Svcs	Admin	\$ 130,000	\$ -	\$ -	\$ -	\$ 130,000
420200	Admissions & Advising	McKinney	52,000	-	-	-	52,000
420205	Access	Admin	45,572	-	-	-	45,572
420206	Admissions & Advising	Frisco	28,000	-	-	-	28,000
420600	Student Engagement	McKinney	16,000	-	-	-	16,000
420905	Call Center	Admin	41,300	-	-	-	41,300
Total Reserve for Supplemental Requests			\$ 312,872	\$ -	\$ -	\$ -	\$ 312,872

Grand Total			\$ 12,585,114	\$ 1,635,521	\$ 3,074,002	\$ 7,500	\$ 17,302,137
--------------------	--	--	----------------------	---------------------	---------------------	-----------------	----------------------

**Collin County Community College District
 Leadership Unit Expense Detail
 VP - Institutional Research
 Fiscal Year Ending August 31, 2020**

Current Unrestricted Fund

Organization	Campus	Salaries	Benefits	Operating	Capital	Total
401605 Institutional Research Office	Admin	\$ 739,961	\$ 100,766	\$ 362,436	\$ -	\$ 1,203,163
Total Current Unrestricted Fund		\$ 739,961	\$ 100,766	\$ 362,436	\$ -	\$ 1,203,163

Reserve for Supplemental Requests

Organization	Campus	Salaries	Benefits	Operating	Capital	Total
401605 Institutional Research Office	Admin	\$ 52,225	\$ -	\$ -	\$ -	\$ 52,225
Total Reserve for Supplemental Requests		\$ 52,225	\$ -	\$ -	\$ -	\$ 52,225

Grand Total		\$ 792,186	\$ 100,766	\$ 362,436	\$ -	\$ 1,255,388
--------------------	--	-------------------	-------------------	-------------------	-------------	---------------------

**Collin County Community College District
Leadership Unit Expense Detail
Sr VP - Campus Operations
Fiscal Year Ending August 31, 2020**

Current Unrestricted Fund

Organization	Campus	Salaries	Benefits	Operating	Capital	Total
400605 Staff Development / Excellence	Admin	\$ 70,000	\$ -	\$ 331,662	\$ -	\$ 401,662
452105 SVP Campus Operations	Admin	347,527	33,468	105,000	-	485,995
452105 SVP Campus Operations - PT Faculty Salaries	Admin	22,394,248	-	-	-	22,394,248
Total Current Unrestricted Fund		<u>\$ 22,811,775</u>	<u>\$ 33,468</u>	<u>\$ 436,662</u>	<u>\$ -</u>	<u>\$ 23,281,905</u>

Reserve for Supplemental Requests

Organization	Campus	Salaries	Benefits	Operating	Capital	Total
400605 Staff Development / Excellence	Admin	\$ 114,000	\$ -	\$ -	\$ -	\$ 114,000
Total Reserve for Supplemental Requests		<u>\$ 114,000</u>	<u>\$ -</u>	<u>\$ -</u>	<u>\$ -</u>	<u>\$ 114,000</u>

Grand Total		<u>\$ 22,925,775</u>	<u>\$ 33,468</u>	<u>\$ 436,662</u>	<u>\$ -</u>	<u>\$ 23,395,905</u>
--------------------	--	-----------------------------	-------------------------	--------------------------	--------------------	-----------------------------

Collin County Community College District
Leadership Unit Expense Detail
VP/Provost - McKinney Campus
Fiscal Year Ending August 31, 2020

Current Unrestricted Fund

Organization	Campus	Salaries	Benefits	Operating	Capital	Total
450000 Office - Provost	McKinney	\$ 309,656	\$ 41,498	\$ 76,227	\$ -	\$ 427,381
450100 Instructional Office	McKinney	97,267	14,797	2,697	-	114,761
450200 Honors & CSCE	McKinney	7,500	-	11,015	-	18,515
450300 Academic Affairs Dean	McKinney	243,278	31,231	25,021	-	299,530
450400 Associate Dean	McKinney	103,343	13,869	3,350	-	120,562
450500 Associate Dean	McKinney	107,967	13,859	3,350	-	125,176
450600 Workforce Dean	McKinney	285,572	52,748	23,510	-	361,830
450700 Associate Dean	McKinney	96,446	11,900	3,350	-	111,696
451500 Library	McKinney	595,943	70,743	155,368	96,333	918,387
451700 Dean - Nursing	McKinney	327,884	49,117	12,734	-	389,735
451800 RN Nursing Admin - McKinney	McKinney	96,446	15,398	3,875	-	115,719
451900 RN-to-BSN Nursing - McKinney	McKinney	102,475	13,409	-	-	115,884
451901 HSA - Director	Plano ISD	82,608	14,263	7,875	-	104,746
470205 CE-Healthcare Administrative	McKinney	88,530	12,653	4,400	-	105,583
600300 Kinesiology	McKinney	194,465	30,225	4,476	-	229,166
600600 Foreign Languages	McKinney	-	-	50	-	50
600700 Nutrition	McKinney	-	-	50	-	50
600800 English	McKinney	723,539	114,676	1,025	-	839,240
600900 Speech	McKinney	121,927	24,375	275	-	146,577
601000 Writing Center	McKinney	249,282	19,102	5,280	-	273,664
601100 Biology	McKinney	873,274	124,335	63,891	-	1,061,500
601200 Mathematics	McKinney	583,861	101,947	675	-	686,483
601300 Math Lab	McKinney	143,129	1,913	1,680	-	146,722
601400 Humanities	McKinney	126,055	17,275	375	-	143,705
601500 Integrated Reading/Writing	McKinney	53,984	8,095	50	-	62,129
601600 Developmental - Math	McKinney	255,365	38,499	555	-	294,419
601800 Philosophy	McKinney	73,415	12,154	125	-	85,694
601900 Chemistry	McKinney	301,110	46,115	26,180	-	373,405
602000 Geology	McKinney	97,876	16,008	7,870	-	121,754
602100 Physics	McKinney	111,251	12,571	7,455	-	131,277
602200 Psychology	McKinney	248,476	44,613	650	-	293,739
602500 Economics	McKinney	141,563	25,962	250	-	167,775
602700 History	McKinney	323,715	46,895	675	-	371,285
602800 Political Science	McKinney	278,103	43,133	450	-	321,686
602900 Sociology	McKinney	84,167	13,381	125	-	97,673
603000 Visual and Performing Arts	McKinney	-	-	118	-	118
603300 Art	McKinney	131,925	22,180	1,250	-	155,355
603400 Music	McKinney	82,355	14,562	500	-	97,417
604300 Accounting	McKinney	63,732	8,836	50	-	72,618
605300 Fire Protection Tech	McKinney	702,791	63,032	188,738	-	954,561
605400 Nursing	McKinney	2,049,322	259,337	290,862	-	2,599,521
605401 Nursing-HSA	Plano ISD	46,911	9,551	14,712	-	71,174
605500 Simulation Lab	McKinney	393,407	29,318	183,592	-	606,317
605600 Respiratory Therapy	McKinney	414,986	47,665	52,403	-	515,054
605601 Respiratory Therapy-HSA	Plano ISD	21,420	4,754	-	-	26,174
605700 Polysomnography	McKinney	151,578	20,001	26,625	-	198,204
605800 Diagnostic Medical Sonography	McKinney	204,652	34,113	20,740	-	259,505
606200 Dental Hygiene	McKinney	398,876	48,939	65,675	-	513,490
606300 Emergency Medical Tech	McKinney	677,341	69,463	110,500	-	857,304
606301 Emergency Medical Tech-HSA	Plano ISD	4,066	614	10,318	-	14,998
606400 Health Professions	McKinney	349,090	52,261	28,582	-	429,933
606800 Health Information Management	McKinney	190,257	30,407	14,943	-	235,607
606801 Health Information Management - HSA	Plano ISD	86,119	15,452	-	-	101,571
607400 Environmental Tech	McKinney	60,602	8,961	4,090	-	73,653
607900 Surgical	McKinney	276,686	38,105	41,299	-	356,090
609200 RN-to-BSN Nursing	McKinney	60,000	10,705	-	-	70,705
650205 CE Law Enforcement	McKinney	708,108	79,792	155,891	-	943,791
650405 CE - Emergency Med Services	McKinney	-	-	180	-	180
650505 CE - Healthcare	McKinney	183,797	28,690	315,879	-	528,366
650605 CE-Veterinary Assistant	McKinney	58,637	8,467	8,650	-	75,754
650705 CE - Fire Protection	McKinney	133,667	10,703	27,961	-	172,331
650805 CE-Dental Assisting	McKinney	61,814	9,060	13,700	-	84,574
Total Current Unrestricted Fund		\$ 15,041,611	\$ 2,021,727	\$ 2,032,192	\$ 96,333	\$ 19,191,863

**Collin County Community College District
Leadership Unit Expense Detail
VP/Provost - McKinney Campus
Fiscal Year Ending August 31, 2020**

Reserve for Supplemental Requests

Organization	Campus	Salaries	Benefits	Operating	Capital	Total
451700 Dean - Nursing	McKinney	\$ 61,272	\$ -	\$ -	\$ -	\$ 61,272
451900 RN-to-BSN Nursing - McKinney	McKinney	-	-	3,875	-	3,875
601100 Biology	McKinney	2,134	-	12,681	-	14,815
605300 Fire Protection Tech	McKinney	-	-	242,840	-	242,840
605500 Simulation Lab	McKinney	48,000	-	-	31,400	79,400
605800 Diagnostic Medical Sonography	McKinney	13,440	-	-	91,047	104,487
606200 Dental Hygiene	McKinney	-	-	11,294	14,853	26,147
606300 Emergency Medical Tech	McKinney	-	-	-	79,963	79,963
606400 Health Professions	McKinney	14,000	-	-	-	14,000
607900 Surgical	McKinney	-	-	-	22,400	22,400
609200 RN-to-BSN Nursing	McKinney	16,150	-	9,000	-	25,150
650205 CE Law Enforcement	McKinney	-	-	24,464	8,000	32,464
650605 CE-Veterinary Assistant	McKinney	-	-	8,974	-	8,974
650705 CE - Fire Protection	McKinney	40,000	-	-	-	40,000
Total Reserve for Supplemental Requests		<u>\$ 194,996</u>	<u>\$ -</u>	<u>\$ 313,128</u>	<u>\$ 247,663</u>	<u>\$ 755,787</u>

Grand Total	<u>\$ 15,236,607</u>	<u>\$ 2,021,727</u>	<u>\$ 2,345,320</u>	<u>\$ 343,996</u>	<u>\$ 19,947,650</u>
--------------------	-----------------------------	----------------------------	----------------------------	--------------------------	-----------------------------

**Collin County Community College District
Leadership Unit Expense Detail
VP/Provost - Plano Campus
Fiscal Year Ending August 31, 2020**

Current Unrestricted Fund

Organization	Campus	Salaries	Benefits	Operating	Capital	Total
450002 Office - Provost	Plano	\$ 322,820	\$ 37,779	\$ 149,532	\$ -	\$ 510,131
450102 Instructional Office	Plano	122,571	17,714	12,130	-	152,415
450202 Honors & CSCE	Plano	18,500	-	28,000	-	46,500
450302 Academic Affairs Dean	Plano	520,824	75,108	91,773	-	687,705
450402 Associate Dean	Plano	100,304	8,227	3,300	-	111,831
450502 Associate Dean	Plano	103,343	12,466	3,300	-	119,109
450602 Workforce Dean	Plano	231,345	34,094	44,886	-	310,325
450702 Associate Dean	Plano	103,304	13,620	5,500	-	122,424
450802 Associate Dean	Plano	106,986	15,171	5,500	-	127,657
450902 Associate Dean	Plano	103,814	12,505	5,500	-	121,819
451002 Academic Affairs Dean	Plano	221,042	30,970	68,765	-	320,777
451102 Associate Dean	Plano	107,968	14,249	3,600	-	125,817
451202 Associate Dean	Plano	100,304	15,715	3,600	-	119,619
451502 Library	Plano	922,810	114,212	333,849	155,000	1,525,871
451505 Library Technical Services	Plano	253,340	39,414	110,151	-	402,905
451602 Associate Dean	Plano	100,304	14,925	3,600	-	118,829
405002 Wellness	Admin	24,960	-	1,300	-	26,260
600002 Communications	Plano	84,771	10,943	1,900	-	97,614
600200 Education	McKinney	38,122	5,875	200	-	44,197
600202 Education	Plano	217,008	30,793	5,830	-	253,631
600206 Education	Frisco	14,445	1,984	675	-	17,104
600302 Kinesiology	Plano	302,832	49,217	28,500	-	380,549
600602 Foreign Languages	Plano	374,030	59,035	2,700	-	435,765
600702 Nutrition	Plano	95,621	14,114	1,500	-	111,235
600802 English	Plano	2,074,424	326,035	21,800	-	2,422,259
600809 English	Allen ISD	199,578	32,750	500	-	232,828
600902 Speech	Plano	371,497	54,186	3,220	-	428,903
601002 Writing Center	Plano	388,785	16,557	36,915	-	442,257
601102 Biology	Plano	1,474,744	211,631	149,150	-	1,835,525
601202 Mathematics	Plano	1,655,607	262,746	17,700	-	1,936,053
601302 Math Lab	Plano	540,674	32,045	1,300	-	574,019
601402 Humanities	Plano	303,913	43,295	1,900	-	349,108
601409 Humanities	Allen ISD	-	-	50	-	50
601502 Integrated Reading/Writing	Plano	259,655	43,434	2,200	-	305,289
601602 Developmental - Math	Plano	440,852	77,931	3,500	-	522,283
601702 Developmental - ESL	Plano	207,023	35,546	5,700	-	248,269
601802 Philosophy	Plano	179,449	26,286	1,750	-	207,485
601902 Chemistry	Plano	383,701	56,349	49,725	-	489,775
602002 Geology	Plano	195,732	28,790	12,500	-	237,022
602102 Physics	Plano	322,274	50,454	22,500	-	395,228
602202 Psychology	Plano	411,354	61,468	5,600	-	478,422
602402 Anthropology	Plano	77,780	13,191	3,000	-	93,971
602502 Economics	Plano	467,387	73,609	2,240	-	543,236
602508 Economics	Rockwall ISD	57,094	11,417	-	-	68,511
602702 History	Plano	960,785	151,250	9,506	-	1,121,541
602709 History	Allen ISD	37,839	6,756	-	-	44,595
602802 Political Science	Plano	776,322	124,888	10,416	-	911,626
602808 Political Science	Rockwall ISD	-	-	85	-	85
602809 Political Science	Allen ISD	13,139	1,837	275	-	15,251
602902 Sociology	Plano	266,599	40,812	2,300	-	309,711
603002 Visual and Performing Arts	Plano	186,852	25,742	29,073	-	241,667
603102 Theater	Plano	565,466	81,491	105,453	-	752,410
603106 Theater	Frisco	-	-	250	-	250
603202 Photography	Plano	313,846	48,212	27,296	-	389,354
603302 Art	Plano	751,842	101,137	78,394	19,371	950,744
603402 Music	Plano	548,428	77,416	41,217	-	667,061
603502 Audio Engineering	Plano	276,938	42,358	13,990	4,500	337,786
603506 Audio Engineering	Frisco	33,497	5,573	8,520	4,000	51,590
603602 American Sign Language	Plano	117,174	13,223	1,050	-	131,447
603702 Child Development-Lab	Plano	410,763	66,316	67,738	4,850	549,667
603800 Child Development	McKinney	-	-	760	-	760
603802 Child Development	Plano	251,648	35,184	14,734	-	301,566
603806 Child Development	Frisco	72,172	12,005	1,767	-	85,944
604202 Business Administration	Plano	91,965	11,532	900	-	104,397
604302 Accounting	Plano	247,020	36,002	2,900	-	285,922
604303 Accounting	Online	2,588	37	-	-	2,625
605100 Communication Design	McKinney	914	6	-	-	920

**Collin County Community College District
Leadership Unit Expense Detail
VP/Provost - Plano Campus
Fiscal Year Ending August 31, 2020**

Current Unrestricted Fund

Organization	Campus	Salaries	Benefits	Operating	Capital	Total
605102 Communication Design	Plano	500,524	75,143	26,710	-	602,377
605106 Communication Design	Frisco	-	-	100	-	100
606902 Interpreter Education Program	Plano	81,438	8,953	1,600	-	91,991
607102 Biotechnology	Plano	110,977	12,374	60,549	-	183,900
607402 Environmental Tech	Plano	187,051	31,609	11,160	-	229,820
Total Current Unrestricted Fund		\$ 21,408,678	\$ 3,095,706	\$ 1,773,584	\$ 187,721	\$ 26,465,689

Auxiliary Fund

Organization	Campus	Salaries	Benefits	Operating	Capital	Total
890003 Fine Arts Performers & Scholarships	Plano	\$ -	\$ -	\$ 17,100	\$ -	\$ 17,100
Total Auxiliary Fund		\$ -	\$ -	\$ 17,100	\$ -	\$ 17,100

Reserve for Supplemental Requests

Organization	Campus	Salaries	Benefits	Operating	Capital	Total
450002 Office - Provost	Plano	\$ 119,657	\$ -	\$ -	\$ -	\$ 119,657
450602 Workforce Dean	Plano	75,000	-	-	-	75,000
451502 Library	Plano	63,000	-	45,088	-	108,088
601102 Biology	Plano	-	-	-	13,500	13,500
605102 Communication Design	Plano	3,500	-	11,700	-	15,200
Total Reserve for Supplemental Requests		\$ 261,157	\$ -	\$ 56,788	\$ 13,500	\$ 331,445

Grand Total		\$ 21,669,835	\$ 3,095,706	\$ 1,847,472	\$ 201,221	\$ 26,814,234
--------------------	--	----------------------	---------------------	---------------------	-------------------	----------------------

**Collin County Community College District
Leadership Unit Expense Detail
VP/Provost - Frisco Campus
Fiscal Year Ending August 31, 2020**

Current Unrestricted Fund

Organization	Campus	Salaries	Benefits	Operating	Capital	Total
450006 Office - Provost	Frisco	\$ 279,826	\$ 40,722	\$ 113,963	\$ -	\$ 434,511
450106 Instructional Office	Frisco	150,668	26,718	17,612	-	194,998
450206 Honors & CSCE	Frisco	58,681	6,144	14,800	-	79,625
450306 Academic Affairs Dean	Frisco	266,048	43,425	23,900	-	333,373
450406 Associate Dean	Frisco	107,968	10,259	3,800	-	122,027
450506 Associate Dean	Frisco	103,814	13,908	3,800	-	121,522
450606 Workforce Dean	Frisco	381,287	59,364	34,954	-	475,605
450706 Associate Dean	Frisco	107,968	15,652	3,800	-	127,420
450806 Associate Dean	Frisco	98,624	12,844	5,000	-	116,468
450906 Associate Dean	Frisco	111,304	13,189	4,850	-	129,343
451006 Associate Dean	Frisco	100,304	13,620	3,800	-	117,724
451506 Library	Frisco	700,473	105,278	220,465	101,093	1,127,309
451805 Weekend College	Plano	235,436	26,017	9,200	-	270,653
600102 Computer Science	Plano	188,559	22,803	1,950	-	213,312
600103 Computer Science	Online	221,948	35,957	-	-	257,905
600106 Computer Science	Frisco	65,565	10,042	1,850	-	77,457
600306 Kinesiology	Frisco	77,251	13,426	4,250	-	94,927
600402 Engineering	Plano	77,595	11,095	500	-	89,190
600403 Engineering	Online	18,354	3,380	-	-	21,734
600406 Engineering	Frisco	68,582	10,121	12,900	-	91,603
600506 Computer Maintenance	Frisco	42,774	6,577	-	-	49,351
600606 Foreign Languages	Frisco	73,415	10,966	300	-	84,681
600706 Nutrition	Frisco	74,098	10,067	300	-	84,465
600806 English	Frisco	1,219,790	195,247	8,300	-	1,423,337
600906 Speech	Frisco	214,810	30,460	350	-	245,620
601006 Writing Center	Frisco	169,872	10,886	4,425	-	185,183
601106 Biology	Frisco	1,170,568	181,526	91,100	-	1,443,194
601206 Mathematics	Frisco	942,443	154,260	4,000	-	1,100,703
601306 Math Lab	Frisco	254,049	20,226	3,350	-	277,625
601406 Humanities	Frisco	164,288	25,470	925	-	190,683
601506 Integrated Reading/Writing	Frisco	137,385	19,800	950	-	158,135
601606 Developmental - Math	Frisco	323,474	53,314	2,900	-	379,688
601806 Philosophy	Frisco	77,098	13,126	250	-	90,474
601906 Chemistry	Frisco	322,764	49,701	27,565	-	400,030
602006 Geology	Frisco	174,058	23,075	5,500	-	202,633
602106 Physics	Frisco	224,852	34,110	17,490	-	276,452
602206 Psychology	Frisco	255,630	43,725	1,675	-	301,030
602300 Criminal Justice	McKinney	44,391	3,518	1,325	-	49,234
602302 Criminal Justice	Plano	43,424	6,347	900	-	50,671
602303 Criminal Justice	Online	75,441	7,267	-	-	82,708
602306 Criminal Justice	Frisco	53,828	5,248	1,350	-	60,426
602406 Anthropology	Frisco	-	-	50	-	50
602506 Economics	Frisco	382,087	65,266	1,300	-	448,653
602606 Geography	Frisco	-	-	150	-	150
602706 History	Frisco	614,380	96,264	2,000	-	712,644
602806 Political Science	Frisco	554,581	86,409	53,379	-	694,369
602906 Sociology	Frisco	158,833	27,263	350	-	186,446
603006 Visual and Performing Arts	Frisco	70,084	12,909	4,125	-	87,118
603206 Photography	Frisco	2,000	-	5,924	-	7,924
603306 Art	Frisco	186,026	28,372	14,966	-	229,364
603406 Music	Frisco	119,910	17,771	2,400	-	140,081
603903 Real Estate	Online	67,405	11,910	-	-	79,315
603906 Real Estate	Frisco	51,437	7,941	1,900	-	61,278
604003 Culinary Arts	Online	21,222	4,495	-	-	25,717
604006 Culinary Arts	Frisco	308,458	50,099	124,500	-	483,057
604103 Hospitality	Online	22,324	4,594	-	-	26,918
604106 Hospitality	Frisco	30,824	4,594	3,200	-	38,618
604206 Business Administration	Frisco	73,074	12,337	200	-	85,611
604306 Accounting	Frisco	66,749	9,136	500	-	76,385
604502 Marketing	Plano	72,438	9,225	2,650	-	84,313
604503 Marketing	Online	33,955	4,545	-	-	38,500
604506 Marketing	Frisco	11,518	1,097	100	-	12,715
604602 Office Systems Tech	Plano	12,439	1,820	400	-	14,659
604603 Office Systems Tech	Online	161,144	23,610	500	-	185,254
604702 Legal Assistant	Plano	38,706	5,991	425	-	45,122
604703 Legal Assistant	Online	67,167	9,393	-	-	76,560
604706 Legal Assistant	Frisco	46,435	8,056	2,300	-	56,791

**Collin County Community College District
Leadership Unit Expense Detail
VP/Provost - Frisco Campus
Fiscal Year Ending August 31, 2020**

Current Unrestricted Fund

Organization	Campus	Salaries	Benefits	Operating	Capital	Total	
604802	E Business	Plano	31,466	4,588	-	-	36,054
604803	E Business	Online	75,733	13,001	-	-	88,734
604806	E Business	Frisco	93,377	14,157	700	-	108,234
604902	Computer Network Tech	Plano	38,733	6,126	-	-	44,859
604903	Computer Network Tech	Online	52,697	8,727	-	-	61,424
604906	Computer Network Tech	Frisco	281,317	48,062	30,145	-	359,524
605002	Information Tech Cisco	Plano	49,879	6,707	700	-	57,286
605003	Information Tech Cisco	Online	43,379	6,707	-	-	50,086
605006	Info Tech Cisco CCNA	Frisco	207,543	28,468	3,000	-	239,011
607202	Electronics Tech	Plano	-	-	800	-	800
607306	Convergence Tech	Frisco	63,598	8,926	1,550	-	74,074
607406	Environmental Tech	Frisco	199,591	31,590	4,000	-	235,181
607502	Computer Information System	Plano	29,175	2,745	300	-	32,220
607503	Computer Information System	Online	154,261	23,596	-	-	177,857
607506	Computer Information System	Frisco	130,023	20,682	4,050	-	154,755
607600	Management Development	McKinney	95,174	13,717	650	-	109,541
607602	Management Development	Plano	88,815	15,741	800	-	105,356
607603	Management Development	Online	118,031	19,595	-	-	137,626
607606	Management Development	Frisco	29,639	4,976	1,675	-	36,290
607702	CAD	Plano	2,500	-	-	-	2,500
607706	CAD	Frisco	95,062	14,925	23,900	-	133,887
607806	Interior / Comm Design	Frisco	74,014	12,156	1,800	-	88,970
608003	Supply Chain Mgmt	Online	13,996	2,547	-	-	16,543
608006	Supply Chain Mgmt	Frisco	27,991	5,095	2,900	-	35,986
608106	HVAC	Frisco	140,305	19,969	26,530	-	186,804
608206	Construction Management	Frisco	76,453	10,988	19,600	-	107,041
608406	Welding	Frisco	67,388	10,631	-	-	78,019
609706	Cybersecurity	Frisco	6,600	-	1,600	-	8,200
609806	Cybersecurity - BAT	Frisco	60,000	10,705	-	-	70,705
609902	Insurance Management	Plano	62,895	10,981	-	-	73,876
Total Current Unrestricted Fund			\$ 15,061,538	\$ 2,278,085	\$ 1,000,368	\$ 101,093	\$ 18,441,084

Reserve for Supplemental Requests

Organization	Campus	Salaries	Benefits	Operating	Capital	Total	
402205	General College	Admin	\$ -	\$ -	\$ 10,000	\$ -	\$ 10,000
450606	Workforce Dean	Frisco	66,075	-	-	-	66,075
600102	Computer Science	Plano	-	-	41,280	-	41,280
600106	Computer Science	Frisco	-	-	-	32,000	32,000
600406	Engineering	Frisco	-	-	6,000	-	6,000
601106	Biology	Frisco	-	-	-	17,145	17,145
603306	Art	Frisco	16,000	-	-	-	16,000
604006	Culinary Arts	Frisco	-	-	5,095	-	5,095
604906	Computer Network Tech	Frisco	-	-	13,794	-	13,794
608206	Construction Management	Frisco	-	-	32,250	-	32,250
609706	Cybersecurity	Frisco	7,000	-	144,690	-	151,690
609806	Cybersecurity - BAT	Frisco	16,000	-	-	-	16,000
609902	Insurance Management	Plano	-	-	4,700	-	4,700
610006	Sports & Recreation	Frisco	-	-	7,700	-	7,700
610106	Geospatial Information Systems	Frisco	-	-	1,450	-	1,450
Total Reserve for Supplemental Requests			\$ 105,075	\$ -	\$ 266,959	\$ 49,145	\$ 421,179

Grand Total **\$ 15,166,613** **\$ 2,278,085** **\$ 1,267,327** **\$ 150,238** **\$ 18,862,263**

**Collin County Community College District
Leadership Unit Expense Detail
VP/Provost - Wylie Campus
Fiscal Year Ending August 31, 2020**

Stabilization and Startup Fund

Organization	Campus	Salaries	Benefits	Operating	Capital	Total
450012 Office - Provost	Wylie	\$ 279,282	\$ 34,641	\$ 298,020	\$ 750,000	\$ 1,361,943
450112 Instructional Office	Wylie	10,970	1,013	1,000	-	12,983
450312 Academic Affairs/Workforce Dean	Wylie	189,908	30,280	21,000	-	241,188
450412 Associate Dean	Wylie	93,184	13,860	6,000	-	113,044
451512 Library	Wylie	116,107	12,566	11,000	-	139,673
452212 Vet Tech Admin	Wylie	74,830	11,338	6,000	-	92,168
452312 Agriculture Admin	Wylie	83,504	12,940	6,000	-	102,444
452400 LVN Admin	Wylie	74,830	12,116	6,000	-	92,946
601012 Writing Ctr (Ctr Acad Assistance)	Wylie	13,871	1,614	750	-	16,235
601112 Biology	Wylie	59,661	8,395	3,500	-	71,556
601912 Chemistry	Wylie	8,704	886	500	-	10,090
602012 Geology	Wylie	5,264	558	500	-	6,322
602112 Physics	Wylie	2,567	37	-	-	2,604
610212 Agriculture	Wylie	23,333	3,108	1,000	-	27,441
Total Stabilization and Startup Fund		<u>\$ 1,036,015</u>	<u>\$ 143,352</u>	<u>\$ 361,270</u>	<u>\$ 750,000</u>	<u>\$ 2,290,637</u>

**Collin County Community College District
Leadership Unit Expense Detail
VP/Provost - Technical Campus
Fiscal Year Ending August 31, 2020**

Current Unrestricted Fund

Organization	Campus	Salaries	Benefits	Operating	Capital	Total
440105 CE-Srs Active in Learning (SAIL)	CYC	\$ 47,120	\$ -	\$ 9,240	\$ -	\$ 56,360
470005 Corporate College Admin	CYC	219,612	36,640	1,350	-	257,602
470105 Workforce & Economic Devt	CYC	452,604	65,724	21,527	-	539,855
470405 Continuing Education Admin	CYC	236,478	24,278	244,397	-	505,153
650105 Corporate College	CYC	5,700	-	179,300	-	185,000
650905 CE-Community & Prof Dev	CYC	384,316	-	23,408	-	407,724
651005 CE-Training Partners	CYC	10,000	-	443,825	-	453,825
651105 CE-Computers & Workforce	CYC	379,316	-	10,500	-	389,816
Total Current Unrestricted Fund		\$ 1,735,146	\$ 126,642	\$ 933,547	\$ -	\$ 2,795,335

Stabilization and Startup Fund

Organization	Campus	Salaries	Benefits	Operating	Capital	Total
450010 Office - Provost	Tech	\$ 227,060	\$ 29,144	\$ 545,270	\$ 750,000	\$ 1,551,474
450310 Academic Affairs Dean	Tech	163,548	27,860	18,750	-	210,158
450610 Workforce Dean	Tech	188,173	30,982	20,750	-	239,905
450810 HVAC/Welding Admin	Tech	74,829	12,116	6,000	-	92,945
450910 Construction Admin	Tech	86,427	15,701	6,000	-	108,128
451010 Auto & Collision Repair Admin	Tech	83,504	12,940	6,000	-	102,444
451510 Library	Tech	61,672	7,043	2,750	-	71,465
452500 Pharmacy Tech Admin	Tech	74,829	12,116	6,000	-	92,945
452600 Physical Therapy Assistant Admin	Tech	74,829	12,116	6,000	-	92,945
601010 Writing Ctr (Ctr Acad Assistance)	Tech	13,871	1,614	750	-	16,235
601110 Biology	Tech	13,871	1,794	750	-	16,415
606410 Health Professions	Tech	42,380	5,333	2,250	-	49,963
608110 HVAC	Tech	19,478	2,545	1,500	-	23,523
608410 Welding	Tech	19,478	2,545	1,500	-	23,523
608510 Bio-Medical Repair	Tech	67,388	10,631	3,000	-	81,019
608610 Electrical	Tech	67,388	10,631	3,000	-	81,019
608710 Plumbing	Tech	67,388	10,631	3,000	-	81,019
608810 Building Ops Mgmt	Tech	67,388	10,631	3,000	-	81,019
608910 Carpentry/Safety	Tech	67,388	10,631	3,000	-	81,019
609010 Automotive Service	Tech	115,479	16,684	6,000	-	138,163
609110 Collision Repair	Tech	92,922	13,889	4,500	-	111,311
609310 LVN	Tech	30,718	3,686	1,500	-	35,904
609510 Industrial Automation	Tech	84,235	12,707	3,750	-	100,692
609610 Construction Lab	Tech	31,244	3,982	2,250	-	37,476
Total Stabilization and Startup Fund		\$ 1,835,487	\$ 277,952	\$ 657,270	\$ 750,000	\$ 3,520,709

Grand Total		\$ 3,570,633	\$ 404,594	\$ 1,590,817	\$ 750,000	\$ 6,316,044
--------------------	--	---------------------	-------------------	---------------------	-------------------	---------------------

**Collin County Community College District
Leadership Unit Expense Detail
Chief of Staff
Fiscal Year Ending August 31, 2020**

Current Unrestricted Fund

Organization	Campus	Salaries	Benefits	Operating	Capital	Total
400305 Internal Audit	Admin	\$ 126,239	\$ 15,523	\$ -	\$ -	\$ 141,762
401505 Chief of Staff	Admin	397,629	52,241	149,779	-	599,649
Total Current Unrestricted Fund		<u>\$ 523,868</u>	<u>\$ 67,764</u>	<u>\$ 149,779</u>	<u>\$ -</u>	<u>\$ 741,411</u>

Reserve for Supplemental Requests

Organization	Campus	Salaries	Benefits	Operating	Capital	Total
401505 Chief of Staff	Admin	\$ -	\$ -	\$ 26,500	\$ -	\$ 26,500
400305 Internal Audit	Admin	-	-	10,000	-	10,000
403805 General Counsel	Admin	155,000	-	10,000	-	165,000
Total Reserve for Supplemental Requests		<u>\$ 155,000</u>	<u>\$ -</u>	<u>\$ 46,500</u>	<u>\$ -</u>	<u>\$ 201,500</u>

Grand Total		<u>\$ 678,868</u>	<u>\$ 67,764</u>	<u>\$ 196,279</u>	<u>\$ -</u>	<u>\$ 942,911</u>
--------------------	--	--------------------------	-------------------------	--------------------------	--------------------	--------------------------

**Collin County Community College District
Leadership Unit Expense Detail
Chief Talent Officer
Fiscal Year Ending August 31, 2020**

Current Unrestricted Fund

Organization	Campus	Salaries	Benefits	Operating	Capital	Total
402005 Human Resources	Admin	\$ 1,495,840	\$ 427,267	\$ 365,337	\$ -	\$ 2,288,444
Total Current Unrestricted Fund		\$ 1,495,840	\$ 427,267	\$ 365,337	\$ -	\$ 2,288,444

Stabilization and Startup Fund

Organization	Campus	Salaries	Benefits	Operating	Capital	Total
404005 Human Resources	Admin	\$ 114,716	\$ 18,640	\$ 30,000	\$ -	\$ 163,356
Total Stabilization and Startup Fund		\$ 114,716	\$ 18,640	\$ 30,000	\$ -	\$ 163,356

Reserve for Supplemental Requests

Organization	Campus	Salaries	Benefits	Operating	Capital	Total
402005 Human Resources	Admin	\$ 284,056	\$ -	\$ 125,621	\$ -	\$ 409,677
Total Reserve for Supplemental Requests		\$ 284,056	\$ -	\$ 125,621	\$ -	\$ 409,677

Grand Total		\$ 1,894,612	\$ 445,907	\$ 520,958	\$ -	\$ 2,861,477
--------------------	--	---------------------	-------------------	-------------------	-------------	---------------------

**Collin County Community College District
Leadership Unit Expense Detail
Chief Innovation Officer
Fiscal Year Ending August 31, 2020**

Current Unrestricted Fund

Organization	Campus	Salaries	Benefits	Operating	Capital	Total
401405 Dean of Strategic Initiatives	Admin	\$ 447,052	\$ 65,353	\$ 120,370	\$ -	\$ 632,775
401705 Inform Systems Office	Admin	233,782	29,188	591,572	-	854,542
401805 Software Support Services	Admin	1,775,699	248,006	82,750	-	2,106,455
401905 Academic Tech & Network Services	Admin	1,017,761	146,833	3,359,878	-	4,524,472
403105 Chief Innovation Officer	Admin	218,746	27,383	55,000	-	301,129
403500 Campus Technology Support	McKinney	511,273	72,421	25,000	-	608,694
403502 Campus Technology Support	Plano	733,037	112,529	88,500	-	934,066
403504 Campus Technology Support	CYC	346,361	47,226	4,027	-	397,614
403505 Campus Technology Support	Admin	137,758	23,635	1,200,800	-	1,362,193
403506 Campus Technology Support	Frisco	548,979	79,937	51,000	-	679,916
403507 Campus Technology Support	CHEC	112,891	11,648	15,400	-	139,939
403509 Campus Technology Support	Allen ISD	89,337	8,579	-	-	97,916
450103 e-Learning Centers	Admin	550,247	61,001	28,007	-	639,255
Total Current Unrestricted Fund		\$ 6,722,923	\$ 933,739	\$ 5,622,304	\$ -	\$ 13,278,966

Stabilization and Startup Fund

Organization	Campus	Salaries	Benefits	Operating	Capital	Total
403510 Campus Technology Support	Tech	\$ 10,000	\$ 820	\$ 1,500	\$ -	\$ 12,320
403512 Campus Technology Support	Wylie	10,000	820	1,500	-	12,320
452703 e-Learning Centers	Admin	39,419	4,330	2,250	-	45,999
Total Stabilization and Startup Fund		\$ 59,419	\$ 5,970	\$ 5,250	\$ -	\$ 70,639

Reserve for Supplemental Requests

Organization	Campus	Salaries	Benefits	Operating	Capital	Total
401405 Dean of Strategic Initiatives	Admin	\$ 612,440	\$ -	\$ 39,400	\$ -	\$ 651,840
401905 Academic Tech & Network Services	Admin	-	-	276,670	287,110	563,780
403105 Chief Innovation Officer	Admin	40,000	-	-	-	40,000
403500 Campus Technology Support	McKinney	-	-	-	122,060	122,060
403502 Campus Technology Support	Plano	-	-	286,900	90,658	377,558
403504 Campus Technology Support	CYC	-	-	23,440	22,164	45,604
403505 Campus Technology Support	Admin	-	-	123,500	-	123,500
403506 Campus Technology Support	Frisco	-	-	72,400	137,700	210,100
403507 Campus Technology Support	CHEC	-	-	21,500	56,900	78,400
403905 Project Management Office	Admin	-	-	8,000	-	8,000
450103 e-Learning Centers	Admin	311,879	-	43,000	-	354,879
Total Reserve for Supplemental Requests		\$ 964,319	\$ -	\$ 894,810	\$ 716,592	\$ 2,575,721

Grand Total		\$ 7,746,661	\$ 939,709	\$ 6,522,364	\$ 716,592	\$ 15,925,326
--------------------	--	---------------------	-------------------	---------------------	-------------------	----------------------

**Collin County Community College District
Leadership Unit Expense Detail
VP - Advancement
Fiscal Year Ending August 31, 2020**

Current Unrestricted Fund

Organization	Campus	Salaries	Benefits	Operating	Capital	Total
403005 Development Office	Admin	\$ 395,724	\$ 55,219	\$ 82,189	\$ -	\$ 533,132
Total Current Unrestricted Fund		<u>\$ 395,724</u>	<u>\$ 55,219</u>	<u>\$ 82,189</u>	<u>\$ -</u>	<u>\$ 533,132</u>

Reserve for Supplemental Requests

Organization	Campus	Salaries	Benefits	Operating	Capital	Total
403005 Development Office	Admin	\$ -	\$ -	\$ 85,500	\$ -	\$ 85,500
Total Reserve for Supplemental Requests		<u>\$ -</u>	<u>\$ -</u>	<u>\$ 85,500</u>	<u>\$ -</u>	<u>\$ 85,500</u>

Grand Total		<u>\$ 395,724</u>	<u>\$ 55,219</u>	<u>\$ 167,689</u>	<u>\$ -</u>	<u>\$ 618,632</u>
--------------------	--	--------------------------	-------------------------	--------------------------	--------------------	--------------------------

**Collin County Community College District
Leadership Unit Expense Detail
Chief Financial Officer
Fiscal Year Ending August 31, 2020**

Current Unrestricted Fund

Organization	Campus	Salaries	Benefits	Operating	Capital	Total
402105 Chief Financial Officer	Admin	\$ 284,434	\$ 30,041	\$ 2,931,464	\$ 22,500	\$ 3,268,439
402105 Chief Financial Officer - Salary Reserves	Admin	4,619,110	-	-	-	4,619,110
402205 General College	Admin	-	1,410,329	1,533,965	-	2,944,294
402305 Tax Assessing and Collections	Admin	-	-	2,670,292	-	2,670,292
402405 Finance and Budgeting	Admin	1,004,060	151,598	544,639	-	1,700,297
402505 Financial Services	Admin	1,382,452	204,876	234,416	-	1,821,744
402705 Purchasing	Admin	642,663	102,906	186,147	-	931,716
403405 Safety Plan	Admin	-	-	3,873,180	-	3,873,180
Total Current Unrestricted Fund		\$ 7,932,719	\$ 1,899,750	\$ 11,974,103	\$ 22,500	\$ 21,829,072

Stabilization and Startup Fund

Organization	Campus	Salaries	Benefits	Operating	Capital	Total
403605 Purchasing - Construction	Admin	\$ 59,366	\$ 9,874	-	-	\$ 69,240
404405 Financial Services	Admin	51,798	7,767	3,750	-	63,315
Total Stabilization and Startup Fund		\$ 111,164	\$ 17,641	\$ 3,750	\$ -	\$ 132,555

Scholarship Allowances

Organization	Campus	Salaries	Benefits	Operating	Capital	Total
402205 General College	Admin	\$ -	\$ -	\$ (7,700,000)	\$ -	\$ (7,700,000)
Total Scholarship Allowances		\$ -	\$ -	\$ (7,700,000)	\$ -	\$ (7,700,000)

Auxiliary Fund

Organization	Campus	Salaries	Benefits	Operating	Capital	Total
811000 Auxiliary Services Administration	Admin	\$ 156,765	\$ 33,428	\$ 289,500	\$ -	\$ 479,693
811001 General Auxiliary	Admin	2,500	-	-	-	2,500
812205 Printshop	Admin	52,717	14,132	62,650	-	129,499
813002 SCC Food Service	Plano	304,088	62,978	429,850	-	796,916
813006 PRC Food Service	Frisco	43,335	12,551	95,600	-	151,486
813007 Catering Services	Admin	8,000	-	153,100	-	161,100
813010 CPC Starbucks	McKinney	48,052	12,427	51,600	-	112,079
814010 Food Services	Tech	13,056	4,095	-	-	17,151
814012 Food Services	Wylie	37,044	9,497	-	-	46,541
822005 Facilities Rental	Admin	115,959	33,942	6,650	-	156,551
870105 Student Housing Operations	#N/A	348,949	109,359	708,340	-	1,166,648
890002 Refund Petition	Admin	-	-	27,000	-	27,000
895004 Board / President Scholarships	Admin	-	-	132,500	-	132,500
Total Auxiliary Fund		\$ 1,130,465	\$ 292,409	\$ 1,956,790	\$ -	\$ 3,379,664

Reserve for Supplemental Requests

Organization	Campus	Salaries	Benefits	Operating	Capital	Total
402405 Finance and Budgeting	Admin	\$ -	\$ -	\$ 30,000	\$ -	\$ 30,000
402505 Financial Services	Admin	108,000	-	18,000	-	126,000
402705 Purchasing	Admin	-	-	68,500	-	68,500
812205 Printshop	Admin	-	-	16,664	-	16,664
813002 SCC Food Service	Plano	-	-	-	19,000	19,000
813007 Catering Services	Admin	-	-	12,500	45,000	57,500
Total Reserve for Supplemental Requests		\$ 108,000	\$ -	\$ 145,664	\$ 64,000	\$ 317,664

Restricted Funds

Organization	Campus	Salaries	Benefits	Operating	Capital	Total
700000 Grants and Contracts	Admin	\$ 1,966,152	\$ 437,982	\$ 30,108,427	\$ 562,177	\$ 33,074,738
262010 State Allocation - On-behalf Benefits	Admin	-	-	8,581,602	-	8,581,602
940100 GO Debt Service	Admin	-	-	23,522,732	-	23,522,732
Total Restricted Funds		\$ 1,966,152	\$ 437,982	\$ 62,212,761	\$ 562,177	\$ 65,179,072

Transfers

Organization	Campus	Salaries	Benefits	Operating	Capital	Total
291000 Transfer out - Unrestricted to Stabilization and Startup Fund	Admin	\$ -	\$ -	\$ 30,300,000	\$ -	\$ 30,300,000
291000 Transfer out - Unrestricted (SAFAC) to Auxiliary Fund	Admin	-	-	220,000	-	220,000
291000 Transfer out - Unrestricted to Grant Fund - Matching	Admin	-	-	110,244	-	110,244
291000 Transfer out - Unrestricted Debt Service Fund	Admin	-	-	15,776,066	-	15,776,066

**Collin County Community College District
Leadership Unit Expense Detail
Chief Financial Officer
Fiscal Year Ending August 31, 2020**

Transfers

Organization		Campus	Salaries	Benefits	Operating	Capital	Total
291000	Transfer out - Stabilization and Startup to Debt Service Fund	Admin	-	-	1,600,523	-	1,600,523
291000	Transfer out - 2020 Limited Tax Bond to Building Fund	Admin	-	-	115,629,081	-	115,629,081
Total Transfers			\$ -	\$ -	\$ 163,635,914	\$ -	\$ 163,635,914

Other Adjustments

Organization		Campus	Salaries	Benefits	Operating	Capital	Total
402205	General College - Depreciation	Admin	\$ -	\$ -	\$ 12,354,681	\$ -	\$ 12,354,681
940100	Bond Principal - General Obligation Bonds	Admin	-	-	-	(10,520,000)	(10,520,000)
-	Capitalized Expenses - Operating	Admin	-	-	-	(2,476,647)	(2,476,647)
-	Capitalized Expenses - Supplemental Requests	Admin	-	-	-	(1,146,900)	(1,146,900)
-	Capitalized Expenses - Building Fund	Admin	-	-	-	(97,047,363)	(97,047,363)
-	Capitalized Expenses - 2018 Limited Tax Bond Series	Admin	-	-	-	(34,429,100)	(34,429,100)
-	Capitalized Expenses - 2020 Limited Tax Bond Series	Admin	-	-	-	(82,374,623)	(82,374,623)
Total Other Adjustments			\$ -	\$ -	\$ 12,354,681	\$ (227,994,633)	\$ (215,639,952)

Grand Total

\$ 11,248,500	\$ 2,647,782	\$ 244,583,663	\$ (227,345,956)	\$ 31,133,989
----------------------	---------------------	-----------------------	-------------------------	----------------------

**Collin County Community College District
Leadership Unit Expense Detail
Executive Director - Facilities
Fiscal Year Ending August 31, 2020**

Current Unrestricted Fund

Organization	Campus	Salaries	Benefits	Operating	Capital	Total
402605 Mail Services	Admin	\$ 80,769	\$ 15,967	\$ 19,474	\$ -	\$ 116,210
460000 Physical Plant Support Svcs	McKinney	730,736	237,899	1,914,089	-	2,882,724
460002 Physical Plant Support Svcs	Plano	907,580	291,620	2,531,056	-	3,730,256
460004 Physical Plant Support Svcs	CYC	243,963	83,918	405,596	-	733,477
460005 Facilities Administration	Admin	478,649	113,527	3,566,330	-	4,158,506
460006 Physical Plant Support Svcs	Frisco	793,945	243,312	2,238,240	-	3,275,497
460007 Physical Plant Support Svcs	CHEC	224,823	81,116	630,637	-	936,576
460011 Physical Plant Support Svcs	McKinney	165,989	56,741	498,900	-	721,630
460205 Grounds Maintenance	McKinney	339,312	122,090	746,989	-	1,208,391
Total Current Unrestricted Fund		\$ 3,965,766	\$ 1,246,190	\$ 12,551,311	\$ -	\$ 17,763,267

Stabilization and Startup Fund

Organization	Campus	Salaries	Benefits	Operating	Capital	Total
460010 Physical Plant Support Svcs	Tech	\$ 207,081	\$ 51,079	\$ 195,998	\$ 69,000	\$ 523,158
460012 Physical Plant Support Svcs	Wylie	183,367	42,108	239,843	69,000	534,318
Total Stabilization and Startup Fund		\$ 390,448	\$ 93,187	\$ 435,841	\$ 138,000	\$ 1,057,476

Reserve for Supplemental Requests

Organization	Campus	Salaries	Benefits	Operating	Capital	Total
460000 Physical Plant Support Svcs	McKinney	\$ -	\$ -	\$ 100,000	\$ 30,000	\$ 130,000
460002 Physical Plant Support Svcs	Plano	-	-	10,000	-	10,000
460004 Physical Plant Support Svcs	CYC	-	-	32,000	-	32,000
460005 Facilities Administration	Admin	-	-	71,442	-	71,442
460011 Physical Plant Support Svcs	McKinney	-	-	312,150	26,000	338,150
460205 Grounds Maintenance	McKinney	92,000	-	-	-	92,000
Total Reserve for Supplemental Requests		\$ 92,000	\$ -	\$ 525,592	\$ 56,000	\$ 673,592

Building Fund

Organization	Campus	Salaries	Benefits	Operating	Capital	Total
964015 IT Center of Excellence	Frisco	\$ -	\$ -	\$ 17,816	\$ 8,701,216	\$ 8,719,032
964016 Frisco - Student Union-Welcome Ctr	Frisco	-	-	-	224,660	224,660
964017 Frisco Campus (Wayfinding)	Frisco	-	-	-	29,000	29,000
964018 Frisco Campus (Existing Repurpose)	Frisco	-	-	-	98,570	98,570
964021 Renewal & Replacement	Admin	-	-	19,500,000	-	19,500,000
965013 Plano Campus (Wayfinding)	Plano	-	-	-	59,000	59,000
966012 Celina Campus	Celina	-	-	6,328	8,097,871	8,104,199
966014 Wylie Campus	Wylie	-	-	1,537,871	32,908,397	34,446,268
966016 Farmersville Center	Farmersville	-	-	-	8,498,062	8,498,062
966017 McKinney Campus (Existing Repurpose)	McKinney	-	-	-	112,302	112,302
966018 McKinney-Traffic Infrastr/Wayfindi	McKinney	-	-	-	108,967	108,967
966019 McKinney-Student Union-Welcome Ctr	McKinney	-	-	-	315,224	315,224
967010 Technical Campus	Tech	-	-	19,703	37,894,094	37,913,797
Total Building Fund		\$ -	\$ -	\$ 21,081,718	\$ 97,047,363	\$ 118,129,081

Restricted Funds

Organization	Campus	Salaries	Benefits	Operating	Capital	Total
910101 2018 Limited Tax Bond Series	Admin	\$ -	\$ -	\$ -	\$ 34,429,100	\$ 34,429,100
910102 2020 Limited Tax Bond Series	Admin	-	-	5,039,344	82,374,623	87,413,967
Total Restricted Funds		\$ -	\$ -	\$ 5,039,344	\$ 116,803,723	\$ 121,843,067

Grand Total		\$ 4,448,214	\$ 1,339,377	\$ 39,633,806	\$ 214,045,086	\$ 259,466,483
--------------------	--	---------------------	---------------------	----------------------	-----------------------	-----------------------

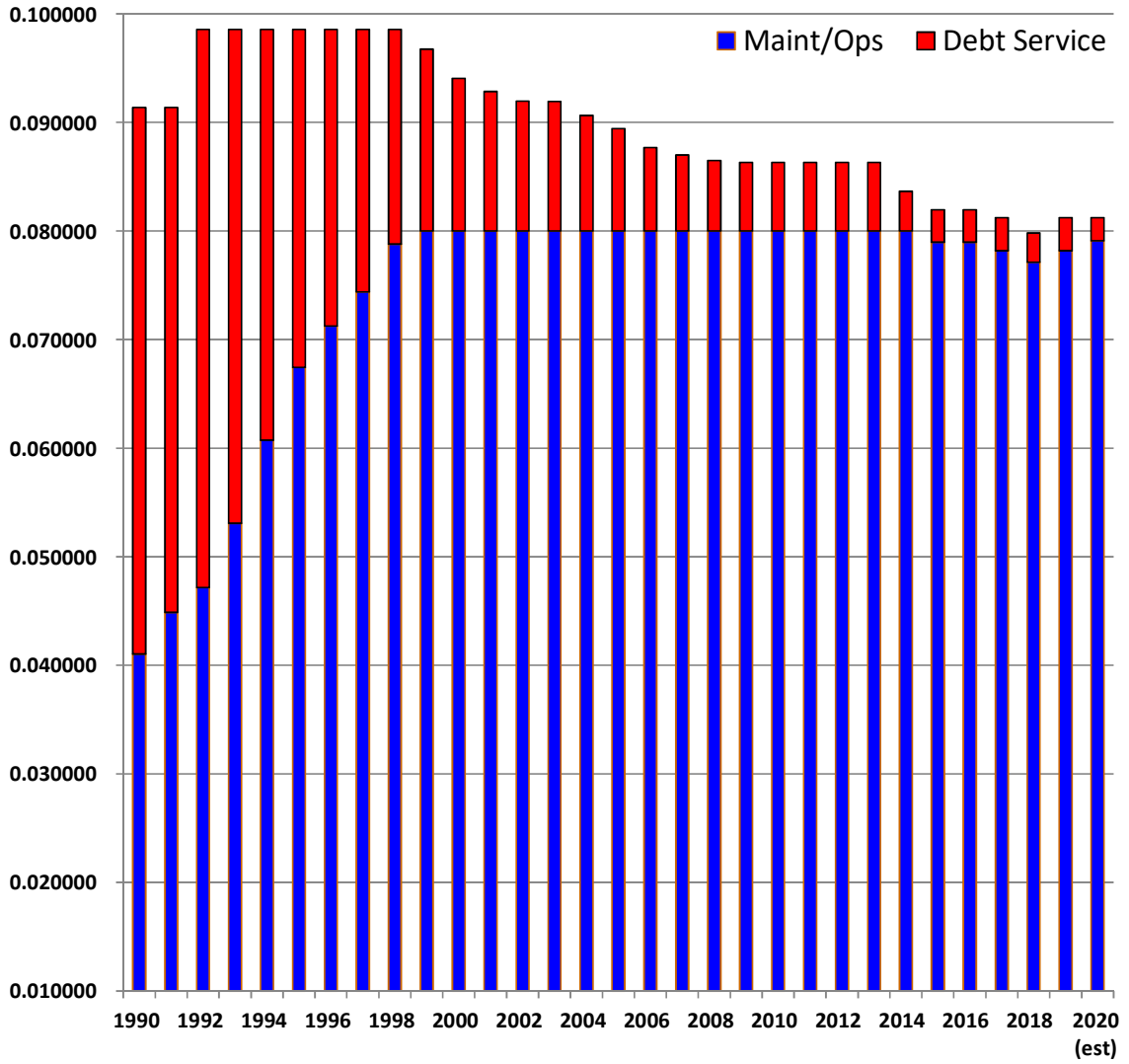


Taxes & Debt

**Collin County Community College District
Tax Rates and Assessed Values
1990-2020**

Tax Year	Maintenance/ Operations	Debt Service	Total	Taxable Assessed Value	Percent Change
1990	0.041030	0.050350	0.091380	14,479,951,695	-
1991	0.044890	0.046490	0.091380	14,786,788,519	2.12%
1992	0.047150	0.051400	0.098550	14,895,617,861	0.74%
1993	0.053075	0.045475	0.098550	15,780,825,893	5.94%
1994	0.060737	0.037813	0.098550	17,040,410,721	7.98%
1995	0.067433	0.031117	0.098550	19,073,164,850	11.93%
1996	0.071263	0.027287	0.098550	21,125,763,239	10.76%
1997	0.074383	0.024167	0.098550	23,604,560,147	11.73%
1998	0.078800	0.019750	0.098550	27,169,551,153	15.10%
1999	0.080000	0.016723	0.096723	31,331,924,855	15.32%
2000	0.080000	0.014049	0.094049	36,381,510,229	16.12%
2001	0.080000	0.012843	0.092843	41,929,246,552	15.25%
2002	0.080000	0.011946	0.091946	46,733,205,941	11.46%
2003	0.080000	0.011932	0.091932	49,186,131,414	5.25%
2004	0.080000	0.010646	0.090646	52,289,610,384	6.31%
2005	0.080000	0.009422	0.089422	56,262,029,392	7.60%
2006	0.080000	0.007683	0.087683	61,973,486,757	10.20%
2007	0.080000	0.006984	0.086984	68,715,640,383	10.88%
2008	0.080000	0.006493	0.086493	73,640,375,838	7.17%
2009	0.080000	0.006300	0.086300	74,543,801,881	1.23%
2010	0.080000	0.006300	0.086300	73,355,330,000	-1.59%
2011	0.080000	0.006300	0.086300	73,405,013,750	0.07%
2012	0.080000	0.006300	0.086300	73,591,792,695	0.25%
2013	0.080000	0.006299	0.086299	74,676,516,764	1.47%
2014	0.080000	0.003643	0.083643	79,457,495,979	6.40%
2015	0.078965	0.002995	0.081960	86,977,686,228	9.46%
2016	0.078965	0.002995	0.081960	96,453,193,058	10.89%
2017	0.078174	0.003048	0.081222	109,480,845,447	13.51%
2018	0.077118	0.002692	0.079810	125,262,578,238	14.42%
2019	0.078190	0.003032	0.081222	138,138,232,532	10.28%
2020 (est)	0.079100	0.002122	0.081222	152,009,993,287	10.04%

**Collin County Community College District
Tax Rates and Assessed Values
1990-2020**



Debt Service
Debt Service Schedule of Requirements
General Obligation Bonds

Fiscal Year	2010 Series		2010 Series		2018 Series		2018 Series		2018 Series		Grand Total	
	Principal	Interest	Total	Principal	Interest	Principal	Interest	Total	Principal	Interest	Total	Total
2019-20	2,635,000	441,675	3,076,675	7,885,000	9,561,056	7,885,000	9,561,056	17,446,056	7,885,000	9,561,056	17,446,056	20,522,731
2020-21	2,760,000	323,100	3,083,100	8,205,000	9,245,656	8,205,000	9,245,656	17,450,656	8,205,000	9,245,656	17,450,656	20,533,756
2021-22	2,895,000	185,100	3,080,100	8,530,000	8,917,456	8,530,000	8,917,456	17,447,456	8,530,000	8,917,456	17,447,456	20,527,556
2022-23	1,345,000	40,350	1,385,350	8,955,000	8,490,956	8,955,000	8,490,956	17,445,956	8,955,000	8,490,956	17,445,956	18,831,306
2023-24	-	-	-	9,405,000	8,043,206	9,405,000	8,043,206	17,448,206	9,405,000	8,043,206	17,448,206	17,448,206
2024-25	-	-	-	9,875,000	7,572,956	9,875,000	7,572,956	17,447,956	9,875,000	7,572,956	17,447,956	17,447,956
2025-26	-	-	-	10,370,000	7,079,206	10,370,000	7,079,206	17,449,206	10,370,000	7,079,206	17,449,206	17,449,206
2026-27	-	-	-	10,885,000	6,560,706	10,885,000	6,560,706	17,445,706	10,885,000	6,560,706	17,445,706	17,445,706
2027-28	-	-	-	11,430,000	6,016,456	11,430,000	6,016,456	17,446,456	11,430,000	6,016,456	17,446,456	17,446,456
2028-29	-	-	-	12,005,000	5,444,956	12,005,000	5,444,956	17,449,956	12,005,000	5,444,956	17,449,956	17,449,956
2029-30	-	-	-	12,605,000	4,844,706	12,605,000	4,844,706	17,449,706	12,605,000	4,844,706	17,449,706	17,449,706
2030-31	-	-	-	13,105,000	4,340,506	13,105,000	4,340,506	17,445,506	13,105,000	4,340,506	17,445,506	17,445,506
2031-32	-	-	-	13,630,000	3,816,306	13,630,000	3,816,306	17,446,306	13,630,000	3,816,306	17,446,306	17,446,306
2032-33	-	-	-	14,175,000	3,271,106	14,175,000	3,271,106	17,446,106	14,175,000	3,271,106	17,446,106	17,446,106
2033-34	-	-	-	14,640,000	2,810,419	14,640,000	2,810,419	17,450,419	14,640,000	2,810,419	17,450,419	17,450,419
2034-35	-	-	-	15,225,000	2,224,819	15,225,000	2,224,819	17,449,819	15,225,000	2,224,819	17,449,819	17,449,819
2035-36	-	-	-	15,735,000	1,710,975	15,735,000	1,710,975	17,445,975	15,735,000	1,710,975	17,445,975	17,445,975
2036-37	-	-	-	16,290,000	1,160,250	16,290,000	1,160,250	17,450,250	16,290,000	1,160,250	17,450,250	17,450,250
2037-38	-	-	-	16,860,000	590,100	16,860,000	590,100	17,450,100	16,860,000	590,100	17,450,100	17,450,100
Totals	\$ 9,635,000	\$ 990,225	\$ 10,625,225	\$ 229,810,000	\$ 101,701,800	\$ 229,810,000	\$ 101,701,800	\$ 331,511,800	\$ 229,810,000	\$ 101,701,800	\$ 331,511,800	\$ 342,137,025

This page intentionally left blank.



Supplemental Information

Collin County Community College District
Summary of Recurring and Non-Recurring Supplemental Expenses
Fiscal Year Ending August 31, 2020

Leadership Team	Org	Organization Name	Description	Recurring	Non-Recurring	Grand Totals
Current Unrestricted Fund - Salary Expenses						
New Positions and Additional Funding - Staff						
Full-time						
Bassett, Steven	402505	Financial Services	Travel Supervisor	\$ 50,000		
Bassett, Steven	402505	Financial Services	Assistant Bursar	58,000		
Bassett, Steven	460205	Grounds Maintenance	District Grounds Assistant Manager	52,000		
Bassett, Steven	460205	Grounds Maintenance	Irrigation Tech	40,000		
Davison, Kimberly	403805	General Counsel	General Counsel position	155,000		
Dickson, Michael	401405	Dean of Strategic Initiatives	Full Stack Developer	120,000		
Dickson, Michael	401405	Dean of Strategic Initiatives	Digital Assessment Manager	71,001		
Dickson, Michael	401405	Dean of Strategic Initiatives	e-Learning Systems Administrator	91,439		
Dickson, Michael	401405	Dean of Strategic Initiatives	Web and User Interface/Experience Designer - qty 3	330,000		
Dickson, Michael	450103	e-Learning Centers	Instructional Technologist	60,000		
Dickson, Michael	450103	e-Learning Centers	e-Learning Manager	91,439		
Dickson, Michael	450103	e-Learning Centers	Instructional Designer	55,440		
Dickson, Michael	450103	e-Learning Centers	e-Learning Center Lab Assistants - qty 3	105,000		
Jenkins, Toni	400605	Staff Development/Excellence	Director of Faculty Development	75,000		
Jenkins, Toni	400605	Staff Development/Excellence	Administrative Assistant	39,000		
Jenkins, Toni	450002	Office - Provost	Executive Dean - Collin Virtual Campus	119,657		
Jenkins, Toni	450602	Workforce Dean	Career Coach - convert grant-funded position to full-time	75,000		
Jenkins, Toni	450606	Workforce Dean	Career Coach - convert grant-funded position to full-time	66,075		
Jenkins, Toni	451502	Library	Librarian - Digital Commons	63,000		
Jenkins, Toni	601100	Biology	Biology Lab Assistant - convert part-time position to full-time - net cost	2,134		
Jenkins, Toni	605500	Simulation Lab	Stimulation Lab staff position	48,000		
Nickerson, Floyd	402005	Human Resources	Employment Coordinator	45,572		
Nickerson, Floyd	402005	Human Resources	Compensation Specialist	61,000		
Nickerson, Floyd	402005	Human Resources	Recruiter - qty 2	122,000		
Nickerson, Floyd	402005	Human Resources	Family Medical Leave Coordinator	55,484		
Schumann, Sherry	400905	Academic Services	Curriculum Coordinator staff position	52,225		
Schumann, Sherry	401305	VP Student and Enroll Svcs	Associate Vice President	130,000		
Schumann, Sherry	401605	Institutional Research Office	Research Analyst	52,225		
Schumann, Sherry	403705	VP Academic Affairs	Assistant to the Dean	44,000		
Schumann, Sherry	420008	Rockwall Higher Ed Center	Career Center Manager - convert part-time position to full-time (net cost)	30,000		
Schumann, Sherry	420200	Admissions & Advising	College & Career Counselor	52,000		
Schumann, Sherry	420205	Access	CART Captioner IV	45,572		
Schumann, Sherry	420705	Dual Credit	Frisco ISD Academic Structure Director	70,000		
Schumann, Sherry	420705	Dual Credit	Mobile Go staff - convert grant-funded position to full-time	48,000		
Schumann, Sherry	420905	Call Center	Call Center Specialist	41,300		
			Total Full-time	2,616,563		
Part-time, Non-teach and Overtime						
Matkin, Neil	402805	Police Department	Additional overtime	20,000		
Dickson, Michael	403105	Chief Innovation Officer	Executive Assistant	40,000		
Jenkins, Toni	451700	Dean - Nursing	Nursing stipends	61,272		

Collin County Community College District
Summary of Recurring and Non-Recurring Supplemental Expenses
Fiscal Year Ending August 31, 2020

Leadership Team	Org	Organization Name	Description	Recurring	Non-Recurring	Grand Totals
Jenkins, Toni	603306	Art	Part-time staff - studio labs and Art Gallery	16,000		
Jenkins, Toni	605102	Communication Design	Discipline Lead stipend - Video Production	3,500		
Jenkins, Toni	605800	Diagnostic Medical Sonography	Skills Instructors	14,000		
Jenkins, Toni	606400	Health Professions	Nursing stipends	13,440		
Jenkins, Toni	609200	RN to BSN Nursing	Nursing stipends	12,000		
Jenkins, Toni	609200	RN to BSN Nursing	Nursing stipends	4,150		
Jenkins, Toni	609706	Cybersecurity	Tutor - Cybersecurity	7,000		
Jenkins, Toni	609806	Cybersecurity - BAT	Faculty Full-time Non-teaching - new org budget	16,000		
Jenkins, Toni	650705	CE - Fire Protection	Skills Instructors	40,000		
Schumann, Sherry	402905	Public Relations	Overtime - ribbon cutting, ground breaking, etc.		7500	
Schumann, Sherry	403705	VP Academic Affairs	Extra Service pay - new org budget	10,856		
Schumann, Sherry	420206	Admissions & Advising	Part-time Advisor	28,000		
Schumann, Sherry	420600	Student Engagement	Part-time Assistant	16,000		
Total Part-time, Non-teach and Overtime				302,218	7,500	309,718
Total New Positions and Additional Funding - Staff				2,918,781	7,500	2,926,281

Current Unrestricted Fund - Operating Expenses
Recurring Expenses

Matkin, Neil	400005	President's Office	Increased cost of functions Professional Development - training and travel for three new Trustees	10,000		
Matkin, Neil	400105	Board of Trustees		10,000		
Matkin, Neil	402805	Police Department	Increased cost of radio communications	20,000		
Matkin, Neil	402805	Police Department	Increased cost of testing services - fingerprinting, polygraph and psychological testing	30,000		
Matkin, Neil	402805	Police Department	Increased cost of cellular telephones	11,100		
Matkin, Neil	402805	Police Department	Increased cost of vehicle maintenance	20,000		
Matkin, Neil	402805	Police Department	Blue Light Phone annual cell costs	31,000		
Matkin, Neil	403005	Development Office	Alumni Council meeting expenses	2,500		
Matkin, Neil	403005	Development Office	Professional Development - new position and existing staff	8,000		
Matkin, Neil	403005	Development Office	Printing - impact report and alumni program collateral	10,000		
Matkin, Neil	403005	Development Office	Alumni collateral mailing	5,000		
Matkin, Neil	403305	Emergency Management	Emergency Service software	15,000		
Matkin, Neil	403305	Emergency Management	Supplies - annual budget - includes safety kits	5,000		
Matkin, Neil	403305	Emergency Management	Professional Development - annual budget for mandated training	10,000		
Matkin, Neil	403305	Emergency Management	Memberships - annual budget for professional associations	2,500		
Matkin, Neil	403305	Emergency Management	Emergency communications equipment	7,500		
Matkin, Neil	403305	Emergency Management	Promotion of hazard awareness and preparedness outreach	5,000		
Matkin, Neil	403305	Emergency Management	Meetings - annual budget	2,500		
Bassett, Steven	402405	Finance and Budgeting	Increase in credit card fees	30,000		
Bassett, Steven	402505	Financial Services	Bring part-time Accounts Payable temp to full-time	18,000		
Bassett, Steven	402705	Purchasing	Acari Management - community outreach and engagement consultant	50,000		
Bassett, Steven	402705	Purchasing	Amazon Business Prime membership for District	3,500		
Bassett, Steven	402705	Purchasing	Temporary staff to assist with clerical and construction projects	15,000		
Bassett, Steven	460004	Physical Plant Support Svcs	Increase in annual contracts due to expired warranties and aging equipment	32,000		
Bassett, Steven	460005	Facilities Administration	Conference travel for professional development	5,250		
Bassett, Steven	460005	Facilities Administration	Increase in professional memberships	2,625		

**Collin County Community College District
Summary of Recurring and Non-Recurring Supplemental Expenses
Fiscal Year Ending August 31, 2020**

Leadership Team	Org	Organization Name	Description	Recurring	Non-Recurring	Grand Totals
Bassett, Steven	460011	Physical Plant Support Svcs	Additional maintenance agreement costs - pest control, municipal waste, etc.	28,150		
Bassett, Steven	460011	Physical Plant Support Svcs	Gun range filter replacements	27,000		
Bassett, Steven	460011	Physical Plant Support Svcs	Increase in annual budget for gas utilities	47,000		
Bassett, Steven	460011	Physical Plant Support Svcs	Increase in annual budget for water utilities	85,000		
Bassett, Steven	460011	Physical Plant Support Svcs	Increase in annual budget for electricity utilities	35,000		
Davison, Kimberly	400305	Internal Audit	New org budget	10,000		
Davison, Kimberly	401505	Chief of Staff	Annual school counselors conference	26,500		
Davison, Kimberly	403805	General Counsel	New org budget	10,000		
Dickson, Michael	401405	Dean of Strategic Initiatives	Professional Development for new positons	18,000		
Dickson, Michael	401905	Academic Tech & Network Services	APC extended service contract for UPS	27,000		
Dickson, Michael	401905	Academic Tech & Network Services	Libert extended service contract for UPS	9,000		
Dickson, Michael	401905	Academic Tech & Network Services	Cisco SmartNet equipment warranties	25,000		
Dickson, Michael	403505	Campus Technology Support	Professional Development increase	58,500		
Dickson, Michael	403505	Campus Technology Support	Increased cost of Dells for labs	65,000		
Dickson, Michael	403905	Project Management Office	New org budget	8,000		
Dickson, Michael	450103	e-Learning Centers	Budget for Cantasia, Articulate	9,000		
Dickson, Michael	450103	e-Learning Centers	Professional Development increase	17,000		
Dickson, Michael	450103	e-Learning Centers	In-House Professional Development increase	5,000		
Jenkins, Toni	402205	General College	Phi Theta Kappa - inductions and student travel	10,000		
Jenkins, Toni	451502	Library	Digital Commons annual fee	35,588		
Jenkins, Toni	451900	RN-to-BSN Nursing	Local Travel and Professional Development for RN-to-BSN Director	3,875		
Jenkins, Toni	601100	Biology	Biology course supplies	5,809		
Jenkins, Toni	605102	Communication Design	Printer - lease agreement - qty 3	11,700		
Jenkins, Toni	605300	Fire Protection Tech	Ladder Truck - lease/purchase - 4 annual payments with option to buy	140,000		
Jenkins, Toni	609200	RN-to-BSN Nursing	New org budget	9,000		
Jenkins, Toni	609706	Cybersecurity	Rapid 7 license	15,000		
Jenkins, Toni	609706	Cybersecurity	Nessus Professional license	6,240		
Jenkins, Toni	609706	Cybersecurity	Core Impact license	30,000		
Jenkins, Toni	609902	Insurance Management	New org budget	4,700		
Jenkins, Toni	610006	Sports & Recreation	New org budget	3,700		
Jenkins, Toni	610006	Sports & Recreation	New org budget	4,000		
Jenkins, Toni	610106	Geospatial Information Systems	New org budget	1,450		
Nickerson, Floyd	402005	Human Resources	Advertising and Promotional Activity - increased cost - Linked In, Monster, etc.	57,800		
Nickerson, Floyd	402005	Human Resources	Employment Expenses - increased cost - Equifax, background checks, etc.	11,500		
Nickerson, Floyd	402005	Human Resources	Increase in Professional Development	5,000		
Nickerson, Floyd	402005	Human Resources	Increased costs - Survey Monkey, SHRM, etc.	9,396		
Nickerson, Floyd	402005	Human Resources	Additional costs - Director of First Impressions, Service Anniversary Event, orientation, etc.	18,100		
Nickerson, Floyd	402005	Human Resources	Initial budget for Leadership Success Academy	5,000		
Nickerson, Floyd	402005	Human Resources	Guest lecturers - Leadership Success Academy Training program	5,000		
Schumann, Sherry	402905	Public Relations	Printing - Connection newsletter	28,000		
Schumann, Sherry	402905	Public Relations	Postage - Connection newsletter	159,000		
Schumann, Sherry	403705	VP Academic Affairs	New org budget	19,500		
Schumann, Sherry	420008	Rockwall Higher Ed Center	Security contract - summer night classes	8,000		

**Collin County Community College District
Summary of Recurring and Non-Recurring Supplemental Expenses
Fiscal Year Ending August 31, 2020**

Leadership Team	Org	Organization Name	Description	Recurring	Non-Recurring	Grand Totals
Schumann, Sherry	420705	Dual Credit	Professional Development and Local Travel - Director of College and Career Counselors	5,000		
Schumann, Sherry	420705	Dual Credit	Trailer upkeep - Mobile Go	10,000		
Schumann, Sherry	420705	Dual Credit	Supplies - Mobile Go	8,000		
Schumann, Sherry	420705	Dual Credit	Vehicle Operating Expense - Mobile Go	20,000		
Schumann, Sherry	452007	Associate Provost - Instruction	Professional Development - faculty co-req classes	5,000		
			Total Operating Expenses - Recurring	1,526,983		
Non-Recurring Expenses						
Matkin, Neil	403005	Development Office	Alumni address data service		60,000	
Matkin, Neil	403305	Emergency Management	Safety equipment		10,000	
Matkin, Neil	403305	Emergency Management	AED devices		53,293	
Matkin, Neil	403305	Emergency Management	National Weather Service certification		4,000	
Bassett, Steven	460000	Physical Plant Support Svcs	Electric forklift		30,000	
Bassett, Steven	460000	Physical Plant Support Svcs	Equipment maintenance		100,000	
Bassett, Steven	460002	Physical Plant Support Svcs	Receiving tracking system		10,000	
Bassett, Steven	460005	Facilities Administration	Engineering feasibility study		25,000	
Bassett, Steven	460005	Facilities Administration	Sewer and drain Camera		4,639	
Bassett, Steven	460005	Facilities Administration	Pro-Press 1/2"-2"		2,600	
Bassett, Steven	460005	Facilities Administration	Pro-Press 2-1/2"-4"		4,549	
Bassett, Steven	460005	Facilities Administration	Utility locator		5,559	
Bassett, Steven	460005	Facilities Administration	Electrical tools		21,220	
Bassett, Steven	460011	Physical Plant Support Svcs	Pad and fence construction for hazardous waste roll-off container		45,000	
Bassett, Steven	460011	Physical Plant Support Svcs	Modification of Meggitt Auger System for gun ranges - qty 3		45,000	
Bassett, Steven	460011	Physical Plant Support Svcs	Regular cab pickup truck		26,000	
Dickson, Michael	401405	Dean of Strategic Initiatives	Televisions - mediascape system - qty 2		3,400	
Dickson, Michael	401405	Dean of Strategic Initiatives	MacBook Pro - qty 4		18,000	
Dickson, Michael	401905	Academic Tech & Network Services	Extend existing server/equipment warranties - qty 13		20,995	
Dickson, Michael	401905	Academic Tech & Network Services	Replace end of life production VMWare host		23,000	
Dickson, Michael	401905	Academic Tech & Network Services	Revitalization - 16K UPS in CHEC 111		10,610	
Dickson, Michael	401905	Academic Tech & Network Services	Replacement - 3K UPS - qty 12		19,200	
Dickson, Michael	401905	Academic Tech & Network Services	Fiber cabling - CYC backbone - qty 7		21,000	
Dickson, Michael	401905	Academic Tech & Network Services	Cisco C6800 Chassis		17,000	
Dickson, Michael	401905	Academic Tech & Network Services	Additional guest user licenses and upgrade software - McKinney		5,000	
Dickson, Michael	401905	Academic Tech & Network Services	C2960X switches - Courtyard Center - qty 14		91,000	
Dickson, Michael	401905	Academic Tech & Network Services	Wireless access points - all campuses - qty 107		146,850	
Dickson, Michael	401905	Academic Tech & Network Services	Data connections for wireless access points - Courtyard Center - qty 7		2,625	
Dickson, Michael	401905	Academic Tech & Network Services	C2960X switches - Frisco - qty 10		65,000	
Dickson, Michael	401905	Academic Tech & Network Services	10GB blade - Frisco		22,000	
Dickson, Michael	401905	Academic Tech & Network Services	C2960X switches - Plano - qty 9		58,500	
Dickson, Michael	403500	Campus Technology Support	Podium upgrade - qty 8		112,060	
Dickson, Michael	403500	Campus Technology Support	Laser projectors - qty 2		10,000	
Dickson, Michael	403502	Campus Technology Support	iMacs - qty 90		236,900	
Dickson, Michael	403502	Campus Technology Support	Podium upgrade - qty 6		47,658	
Dickson, Michael	403502	Campus Technology Support	Hitachi projector - qty 40		40,000	

**Collin County Community College District
Summary of Recurring and Non-Recurring Supplemental Expenses
Fiscal Year Ending August 31, 2020**

Leadership Team	Org	Organization Name	Description	Recurring	Non-Recurring	Grand Totals
Dickson, Michael	403502	Campus Technology Support	Uplighting for Conference Center		13,000	
Dickson, Michael	403502	Campus Technology Support	Laser projectors - qty 8		40,000	
Dickson, Michael	403504	Campus Technology Support	Full podium and corner screen		14,664	
Dickson, Michael	403504	Campus Technology Support	50" television and mounts - qty 4		5,044	
Dickson, Michael	403504	Campus Technology Support	Half podium new install - qty 3		14,896	
Dickson, Michael	403504	Campus Technology Support	4051 data projectors - qty 11		11,000	
Dickson, Michael	403506	Campus Technology Support	Full Media Solutions - new classrooms - qty 9		121,500	
Dickson, Michael	403506	Campus Technology Support	Projector replacements - qty 15		15,000	
Dickson, Michael	403506	Campus Technology Support	70" television and audio - LC104		3,300	
Dickson, Michael	403506	Campus Technology Support	Half podium with 8 ft. screen - qty 2		16,200	
Dickson, Michael	403506	Campus Technology Support	Laser projectors - qty 2		10,000	
Dickson, Michael	403506	Campus Technology Support	Replacement iMacs - qty 21		44,100	
Dickson, Michael	403507	Campus Technology Support	Television + Zoom capabilities - qty 2		14,400	
Dickson, Michael	403507	Campus Technology Support	70-75" television		4,000	
Dickson, Michael	403507	Campus Technology Support	Data projectors - qty 4		4,000	
Dickson, Michael	403507	Campus Technology Support	Podium 110 - qty 4		56,000	
Dickson, Michael	450103	e-Learning Centers	High end computer - qty 5		12,000	
Jenkins, Toni	451502	Library	iMac and software		9,500	
Jenkins, Toni	600102	Computer Science	Dell Inspiron 17 7000 - qty 32		41,280	
Jenkins, Toni	600106	Computer Science	Server - wireless networking		32,000	
Jenkins, Toni	600406	Engineering	Arduino development kits - qty 20		6,000	
Jenkins, Toni	601100	Biology	1/2 size muscular male/female figure model - qty 2		6,872	
Jenkins, Toni	601102	Biology	model set - Biology, Anatomy and Physiology		13,500	
Jenkins, Toni	601106	Biology	Overhead camera - A&P labs - qty 3		17,145	
Jenkins, Toni	604006	Culinary Arts	Red Room point of sale system		5,095	
Jenkins, Toni	604906	Computer Network Tech	Microsoft Surface Book 2 - qty 6		13,794	
Jenkins, Toni	605205	CE Law Enforcement	StressVest w/ carrying case - qty 4		11,000	
Jenkins, Toni	605300	Fire Protection Tech	Firefighter bunker gear - qty 24		40,800	
Jenkins, Toni	605300	Fire Protection Tech	SCBA breathing units - qty 12		50,040	
Jenkins, Toni	605300	Fire Protection Tech	Instructor/student radio system		12,000	
Jenkins, Toni	605500	Simulation Lab	SynDaver SynCast adult Manikin - qty 2		31,400	
Jenkins, Toni	605800	Diagnostic Medical Sonography	Newman segmental ABI machine		6,250	
Jenkins, Toni	605800	Diagnostic Medical Sonography	General Pathology ultrasound training model		7,071	
Jenkins, Toni	605800	Diagnostic Medical Sonography	Vimedix OBGYN ultrasound simulator base		77,726	
Jenkins, Toni	606200	Dental Hygiene	Accreditation site visit		2,700	
Jenkins, Toni	606200	Dental Hygiene	Heliodent Plus x-ray unit - qty 2		8,594	
Jenkins, Toni	606200	Dental Hygiene	Schick digital x-ray sensor - qty 2		14,853	
Jenkins, Toni	606300	Emergency Medical Tech	Mega Code Kelly manikin		17,500	
Jenkins, Toni	606300	Emergency Medical Tech	Lifepak 15 monitors - qty 2		53,468	
Jenkins, Toni	606300	Emergency Medical Tech	iSimulate REALITI2 simulated monitor defibrillator		8,995	
Jenkins, Toni	607900	Surgical	Emergency hysterectomy trainer		22,400	
Jenkins, Toni	608206	Construction Management	iPads - qty 25		32,250	
Jenkins, Toni	609706	Cybersecurity	Cisco 5508X firewall - qty 10		10,000	

Collin County Community College District
Summary of Recurring and Non-Recurring Supplemental Expenses
Fiscal Year Ending August 31, 2020

Leadership Team	Org	Organization Name	Description	Recurring	Non-Recurring	Grand Totals
Jenkins, Toni	609706	Cybersecurity	Ubiquiti USG firewall - qty 10		3,850	
Jenkins, Toni	609706	Cybersecurity	Zyxel USG40 firewall - qty 10		3,000	
Jenkins, Toni	609706	Cybersecurity	Dell Inspiron 17 7000 - qty 60		76,600	
Jenkins, Toni	650205	CE Law Enforcement	Taser 5 year plan - qty 4		13,464	
Jenkins, Toni	650205	CE Law Enforcement	Trijicon REAP-IR thermal scope		8,000	
Jenkins, Toni	650605	CE - Veterinary Assistant	Idexx Cornerstone software		8,974	
Nickerson, Floyd W.	402005	Human Resources	Cubicle workspace - qty 2		9,325	
Nickerson, Floyd W.	402005	Human Resources	Scanners - qty 5		4,500	
Schumann, Sherry	402905	Public Relations	Event planner - groundbreakings		54,000	
Schumann, Sherry	402905	Public Relations	Additional contracted services for video project load		25,000	
Schumann, Sherry	402905	Public Relations	Travel expenses - History Project		6,000	
Schumann, Sherry	402905	Public Relations	App Star Chamber apps		15,000	
Schumann, Sherry	402905	Public Relations	IQ Media district-wide digital program pilot		40,000	
Schumann, Sherry	402905	Public Relations	Event planner - 35th anniversary celebration event		5,000	
Schumann, Sherry	402905	Public Relations	Promotional items - new campuses and 35th anniversary		5,000	
Total Operating Expenses - Non-Recurring					2,646,708	
Total Current Unrestricted Operating Expenses				1,526,983	2,646,708	4,173,691
Total Current Unrestricted Fund Expenses				4,445,764	2,654,208	7,099,972
Auxiliary Fund						
Non-Recurring Expenses - Operating						
Bradley, Julie	812205	Printshop	Update library printers		16,664	
Bradley, Julie	813002	Food Service	Tabletop oven		7,000	
Bradley, Julie	813002	Food Service	Gas grill		7,000	
Bradley, Julie	813002	Food Service	Char-broiler		5,000	
Bradley, Julie	813007	Catering Services	Catering box truck		45,000	
Bradley, Julie	813007	Catering Services	Catering software		9,000	
Bradley, Julie	813007	Catering Services	Catering lowerator		3,500	
Total Auxiliary Fund Expenses					93,164	93,164
Total Supplemental Expenses				\$ 4,445,764	\$ 2,747,372	\$ 7,193,136

Composite Financial Index, Core Financial and Other Financial Ratios

Fiscal Year 2018 General Obligation Bond Debt Excluded

Financial Stress Indicators	District	Composite Financial Index	Return on Net Position	Operating Margin	Primary Reserve	Viability Ratio	Equity Ratio	Leverage Ratio
1	Alamo	1.9	8.6%	0.3%	0.23	0.46	34.4%	0.42
0	Alvin	4.8	7.0%	0.3%	0.21	99.67	38.3%	0.00
1	Amarillo	4.6	4.8%	(2.7%)	0.37	4.54	56.4%	0.04
0	Angelina	6.6	9.2%	6.5%	0.49	66.52	70.5%	0.00
3	Austin	3.7	25.1%	9.2%	0.22	0.17	13.5%	2.92
0	Blinn	4.0	11.4%	13.6%	0.49	0.74	54.5%	0.48
0	Brazosport	3.7	8.6%	10.9%	0.35	1.05	39.7%	0.09
0	Central Texas	6.3	1.3%	2.6%	0.87	80.18	84.6%	0.00
0	Cisco	2.2	6.5%	3.5%	0.18	0.66	57.3%	0.41
3	Clarendon	(0.2)	(6.3%)	(6.6%)	0.16	0.48	68.1%	0.03
0	Coastal Bend	3.6	14.0%	4.9%	0.25	1.05	56.9%	0.26
3	College Of The Mainland	1.2	(0.5%)	(0.4%)	0.26	0.75	50.2%	0.00
0	Collin	8.7	6.5%	17.7%	1.75	285.68	65.4%	0.00
0	Dallas	6.6	8.9%	3.6%	0.63	64.60	67.5%	0.00
0	Del Mar	4.6	8.4%	2.5%	0.45	2.66	34.6%	0.00
0	El Paso	3.9	8.4%	9.9%	0.57	0.71	47.7%	0.70
4	Frank Phillips	(0.3)	0.4%	(1.2%)	(0.01)	(0.13)	74.8%	0.05
0	Galveston	6.5	4.1%	5.1%	0.71	57.30	91.9%	0.00
0	Grayson	6.7	9.0%	6.5%	0.77	3.36	61.4%	0.08
0	Hill	5.4	2.5%	3.2%	0.44	127.56	86.0%	0.00
0	Houston	2.6	4.2%	3.5%	0.45	0.63	37.8%	0.57
0	Howard	3.5	3.7%	3.9%	0.53	1.45	63.0%	0.24
1	Kilgore	4.3	0.3%	(1.6%)	0.37	27.67	92.3%	0.01
0	Laredo	5.1	20.9%	11.9%	0.59	0.59	25.5%	1.08
1	Lee	2.2	7.8%	(2.2%)	0.37	0.98	39.9%	0.33
1	Lone Star	2.6	18.7%	0.2%	0.14	0.37	28.4%	0.29
2	McLennan	1.9	3.8%	(1.2%)	0.21	1.32	41.0%	0.19
0	Midland	6.1	4.5%	7.9%	0.64	3.59	74.1%	0.08
1	Navarro	1.9	2.1%	2.8%	0.27	0.70	57.0%	0.30
1	North Central Texas	4.5	1.8%	(0.0%)	0.30	6.38	67.5%	0.05
4	Northeast Texas	0.3	0.2%	(6.2%)	0.13	0.38	26.4%	0.47
0	Odessa	7.6	16.1%	11.0%	0.59	4.10	46.3%	0.10
0	Panola	7.7	10.2%	10.2%	0.82	47.30	57.6%	0.00
0	Paris	5.4	5.4%	12.6%	0.83	2.03	72.1%	0.22
1	Ranger	3.1	13.1%	6.1%	0.28	0.27	32.0%	1.54
2	San Jacinto	1.7	1.9%	(3.9%)	0.29	1.42	28.1%	0.25
0	South Plains	3.7	11.4%	9.5%	0.27	1.01	63.9%	0.26
0	South Texas	6.9	1.2%	2.7%	1.10	152.47	70.0%	0.00
2	Southwest Texas	2.2	8.9%	5.3%	0.13	0.22	36.9%	1.21
0	Tarrant	6.6	3.0%	7.4%	0.69	66.55	95.6%	0.00
1	Temple	2.9	1.9%	(2.0%)	0.52	1.97	51.2%	0.22
0	Texarkana	5.2	2.9%	2.5%	0.40	4.88	76.2%	0.00
1	Texas Southmost	7.2	2.0%	(0.1%)	1.32	4.24	67.6%	0.08
0	Trinity Valley	5.1	6.3%	7.7%	0.38	2.92	85.0%	0.08
4	Tyler	0.6	(0.1%)	2.2%	0.08	0.11	40.7%	0.70
0	Vernon	2.3	6.3%	5.1%	0.18	0.54	55.2%	0.43
1	Victoria	4.0	2.7%	(3.3%)	0.24	100.00	57.0%	0.00
0	Weatherford	8.8	16.7%	21.2%	1.06	4.00	73.3%	0.15
0	Western Texas	5.1	8.3%	17.6%	0.92	0.96	58.1%	0.52
0	Wharton	5.1	0.7%	0.7%	0.54	19.64	81.0%	0.02
0	Statewide	3.7	6.3%	4.6%	0.49	1.37	50.2%	0.24

Bold fonts indicate ratios that do not meet the state standard.

- Zero to one financial stress indicators, which indicates no financial stress.
- ▲ Two to three financial stress indicators, which indicates little to moderate financial stress.
- ◆ Four to seven financial stress indicators, which indicates financial stress.

Composite Financial Index, Core Financial And Other Financial Ratios

Primary Reserve Ratio – measures financial strength and flexibility by comparing expendable net assets to total expenses. This measure answers the question, “How long can the institution survive without additional net position generated by operating revenue?” The 2014 statewide ratio for public community colleges is .44, which is an increase from .39 in 2013. A ratio of 0.14 or greater is the standard used by the THECB.

Viability Ratio – measures the financial health of the institution by comparing total expendable net assets to certain noncurrent liabilities. The 2014 statewide ratio for public community colleges is 1.16, which is an increase from 1.08 in 2013. A ratio of 0.42 or greater is the standard used by the THECB.

Return on Net Position – measures total economic return during the fiscal year. The 2014 statewide ratio for public community colleges is 3.00 percent, which is a decrease from 3.86 percent in 2013. A positive return is the standard used by the THECB.

Operating Margin – indicates an operating surplus or deficit in the given fiscal year. The 2014 statewide margin for public community colleges is 5.90 percent, which is an increase from 5.13 percent in 2013. A positive margin is the standard used by the THECB.

Composite Financial Index – CFI numbers generally range from 0.0 to 10.0, although it is possible to have a number higher than 10.0. It is also possible to have a CFI below zero. The 2014 combined CFI for public community colleges is 3.27, which is an increase from 3.06 in 2013. An index number of 2.0 or greater is the standard used by the THECB.

Equity Ratio – An equity ratio is a comparison of net assets to total assets and is used when institutions have no outstanding indebtedness. The 2014 statewide ratio for public community colleges is 48.8 percent, which is an increase from 48.1 percent in 2013. A ratio of 20 percent or greater is the standard used by the THECB.

Leverage Ratio - The leverage ratio measures the amount of debt in relation to net assets and provides an indication of the amount of debt service the institution must absorb into the future relative to existing resources. General obligation bonds are excluded for this calculation. The 2014 statewide ratio for the public community colleges is .28, which is a decrease from .32 in 2013. A ratio of less than 2.0 is the standard used by the THECB.

Collin County Community College District
Enrollment Summary
Actual Contact Hours

	Academic	Tech/ Occup	Total	Percent Change*
Fall, 2009	3,808,753	475,559	4,284,312	15.2%
Spring, 2010	3,707,154	553,942	4,261,096	16.2%
Summer, 2010	1,398,926	189,138	1,588,064	13.0%
Total Fiscal Year	<u>8,914,833</u>	<u>1,218,639</u>	<u>10,133,472</u>	<u>15.3%</u>
Fall, 2010	4,133,786	516,142	4,649,928	8.5%
Spring, 2011	3,804,747	568,525	4,373,272	2.6%
Summer, 2011	1,400,511	189,353	1,589,864	0.1%
Total Fiscal Year	<u>9,339,044</u>	<u>1,274,020</u>	<u>10,613,064</u>	<u>4.7%</u>
Fall, 2011	4,157,774	513,882	4,671,656	0.5%
Spring, 2012	3,817,664	570,456	4,388,120	0.3%
Summer, 2012	1,381,184	206,384	1,587,568	-0.1%
Total Fiscal Year	<u>9,356,622</u>	<u>1,290,722</u>	<u>10,647,344</u>	<u>0.3%</u>
Fall, 2012	4,231,783	523,029	4,754,812	1.8%
Spring, 2013	3,905,138	583,526	4,488,664	2.3%
Summer, 2013	1,399,482	209,118	1,608,600	1.3%
Total Fiscal Year	<u>9,536,403</u>	<u>1,315,673</u>	<u>10,852,076</u>	<u>1.9%</u>
Fall, 2013	4,279,910	528,978	4,808,888	1.1%
Spring, 2014	3,901,811	583,029	4,484,840	-0.1%
Summer, 2014	1,327,919	198,425	1,526,344	-5.1%
Total Fiscal Year	<u>9,509,640</u>	<u>1,310,432</u>	<u>10,820,072</u>	<u>-0.3%</u>
Fall, 2014	4,359,216	538,780	4,897,996	1.9%
Spring, 2015	3,847,053	574,847	4,421,900	-1.4%
Summer, 2015	1,251,478	187,002	1,438,480	-5.8%
Total Fiscal Year	<u>9,457,747</u>	<u>1,300,629</u>	<u>10,758,376</u>	<u>-0.6%</u>
Fall, 2015	4,290,508	530,288	4,820,796	-1.6%
Spring, 2016	3,883,019	580,221	4,463,240	0.9%
Summer, 2016	1,311,243	195,933	1,507,176	4.8%
Total Fiscal Year	<u>9,484,770</u>	<u>1,306,442</u>	<u>10,791,212</u>	<u>0.3%</u>
Fall, 2016	4,469,737	552,439	5,022,176	4.2%
Spring, 2017	4,059,907	606,653	4,666,560	4.6%
Summer, 2017	1,377,656	205,857	1,583,513	5.1%
Total Fiscal Year	<u>9,907,300</u>	<u>1,364,949</u>	<u>11,272,249</u>	<u>4.5%</u>
Fall, 2017	4,708,876	581,996	5,290,872	5.4%
Spring, 2018	4,273,724	638,603	4,912,327	5.3%
Summer, 2018	1,432,762	214,091	1,671,824	5.6%
Total Fiscal Year	<u>10,415,362</u>	<u>1,434,690</u>	<u>11,875,023</u>	<u>5.3%</u>
Fall, 2018	4,978,610	615,334	5,593,944	5.7%
Spring, 2019	4,533,473	677,416	5,210,889	6.1%
Summer, 2019**	1,475,745	220,514	1,696,259	1.5%
Total Fiscal Year	<u>10,987,828</u>	<u>1,513,264</u>	<u>12,501,092</u>	<u>5.3%</u>

* Percent change over same period of previous year

** Estimate based on a 3% projected growth for Summer 2019

**Collin County Community College District
Enrollment Summary
Actual Credit Hours**

	Academic	Tech/ Occup	Total	Percent Change*	FTE**
Fall, 2009	192,218	24,000	216,218	16.6%	14,415
Spring, 2010	185,969	27,789	213,758	16.3%	14,251
Summer, 2010	70,265	9,500	79,765	13.9%	5,318
Total Fiscal Year	<u>448,452</u>	<u>61,289</u>	<u>509,741</u>	<u>16.1%</u>	<u>16,991</u>
Fall, 2010	207,805	25,946	233,751	8.1%	15,583
Spring, 2011	190,605	28,481	219,086	2.5%	14,606
Summer, 2011	70,873	9,582	80,455	0.9%	5,364
Total Fiscal Year	<u>469,283</u>	<u>64,009</u>	<u>533,292</u>	<u>4.6%</u>	<u>17,776</u>
Fall, 2011	209,923	25,945	235,868	0.9%	15,725
Spring, 2012	190,994	28,539	219,533	0.2%	14,636
Summer, 2012	69,460	10,379	79,839	-0.8%	5,323
Total Fiscal Year	<u>470,377</u>	<u>64,863</u>	<u>535,240</u>	<u>0.4%</u>	<u>17,841</u>
Fall, 2012	212,681	26,286	238,967	1.3%	15,931
Spring, 2013	195,457	29,206	224,663	2.3%	14,978
Summer, 2013	70,515	10,537	81,052	1.5%	5,403
Total Fiscal Year	<u>478,653</u>	<u>66,029</u>	<u>544,682</u>	<u>1.8%</u>	<u>18,156</u>
Fall, 2013	214,993	26,572	241,565	1.1%	16,104
Spring, 2014	194,502	29,063	223,565	-0.5%	14,904
Summer, 2014	66,543	9,943	76,486	-5.6%	5,099
Total Fiscal Year	<u>476,038</u>	<u>65,578</u>	<u>541,616</u>	<u>-0.6%</u>	<u>18,054</u>
Fall, 2014	217,981	26,942	244,923	1.4%	16,328
Spring, 2015	190,846	28,517	219,363	-1.9%	14,624
Summer, 2015	62,333	9,314	71,647	-6.3%	4,776
Total Fiscal Year	<u>471,160</u>	<u>64,773</u>	<u>535,933</u>	<u>-1.0%</u>	<u>17,864</u>
Fall, 2015	214,324	26,489	240,813	-1.7%	16,054
Spring, 2016	192,192	28,718	220,910	0.7%	14,727
Summer, 2016	65,253	9,751	75,004	4.7%	5,000
Total Fiscal Year	<u>471,769</u>	<u>64,958</u>	<u>536,727</u>	<u>0.1%</u>	<u>17,891</u>
Fall 2016	224,100	27,698	251,798	4.6%	16,787
Spring, 2017	201,886	30,167	232,053	5.0%	15,470
Summer, 2017	67,569	10,096	77,665	3.5%	5,178
Total Fiscal Year	<u>493,555</u>	<u>67,961</u>	<u>561,516</u>	<u>4.6%</u>	<u>18,717</u>
Fall 2017	237,318	29,332	266,650	5.9%	17,777
Spring, 2018	213,198	31,857	245,055	5.6%	16,337
Summer, 2018	70,272	10,500	81,847	5.4%	5,456
Total Fiscal Year	<u>520,788</u>	<u>71,689</u>	<u>593,552</u>	<u>5.7%</u>	<u>19,785</u>
Fall 2018	250,770	30,994	281,764	5.7%	18,784
Spring, 2019	226,965	33,914	260,879	6.5%	17,392
Summer, 2019***	72,380	10,815	83,195	1.6%	5,546
Total Fiscal Year	<u>550,115</u>	<u>75,723</u>	<u>625,838</u>	<u>5.4%</u>	<u>20,861</u>

* Percent change over same period of previous year

** Annual FTE = Total credit hours/30, Semester FTE = Total credit hours/15

*** Estimate based on a 3% projected growth for Summer 2019

**Collin County Community College District
Enrollment Summary
Credit Headcount Statistics**

Fiscal Year	Actual Headcount	Fiscal Year	Actual Headcount
Fall 2009	24,872	Fall 2014	27,991
Spring 2010	24,704	Spring 2015	25,571
Summer 2010	20,091	Summer 2015**	13,684
Total FY 2010	<u>69,667</u>	Total FY 2015	<u>67,246</u>
Fall 2010	27,069	Fall 2015	28,187
Spring 2011	25,909	Spring 2016	26,266
Summer 2011	20,177	Summer 2016	14,027
Total FY 2011	<u>73,155</u>	Total FY 2016	<u>68,480</u>
Fall 2011	27,593	Fall 2016	29,703
Spring 2012	25,622	Spring 2017	27,669
Summer 2012	16,894	Summer 2017	14,372
Total FY 2012	<u>70,109</u>	Total FY 2017	<u>71,744</u>
Fall 2012	27,424	Fall 2017	31,619
Spring 2013	26,124	Spring 2018	30,595
Summer 2013	20,100	Summer 2018	14,677
Total FY 2013	<u>73,648</u>	Total FY 2018	<u>76,891</u>
Fall 2013	27,972	Fall 2018	33,677
Spring 2014	25,848	Spring 2018	33,063
Summer 2014	20,698	Summer 2019*	15,117
Total FY 2014	<u>74,518</u>	Total FY 2019	<u>81,857</u>

* Estimate based on a 3% projected growth for Summer 2019

** Collin College implemented a single summer semester in 2015. This results in not being able to make a direct comparison to the Summer 2014 semester since the college was still using multiple semesters.

**Collin County Community College District
Tuition and Fees
Last Ten Academic Years**

Academic Year (Fall)	Student ID Fee (per student)	Records Fee (per student)	Resident						Cost for 12 SCH		Increase from Prior Year	
			Fees per Semester Credit Hour (SCH)			Student Activity			In-District	Out-of-District	In-District	Out-of-District
			Tuition	Building Use Fees	Student Activity Fees	In-District	Out-of-District					
2019	\$0	\$2	\$52	\$98	\$0	\$2	\$650	\$1,202	8.0%	4.2%		
2018	0	2	48	94	0	2	602	1,154	8.7%	9.1%		
2017	0	2	44	86	0	2	554	1,058	9.5%	6.0%		
2016	0	2	41	82	0	1	506	998	7.7%	6.4%		
2015	0	2	32	71	6	1	470	938	0.0%	0.0%		
2014	0	2	32	71	6	1	470	938	2.6%	4.0%		
2013	0	2	31	68	6	1	458	902	11.7%	10.3%		
2012	0	2	27	61	6	1	410	818	0.0%	0.0%		
2011	0	2	27	61	6	1	410	818	0.0%	11.4%		
2010	0	2	27	54	6	1	410	734				

Academic Year (Fall)	Student ID Fee (per student)	Records Fee (per student)	Non-Resident						Cost for 12 SCH		Increase from Prior Year	
			Fees per Semester Credit Hour (SCH)			Student Activity			In-District	Out-of-District	In-District	Out-of-District
			Tuition	Building Use Fees	Student Activity Fees	In-District	Out-of-District					
2019	\$0	\$2	\$165	\$165	\$0	\$2	\$2,006	\$2,006	3.1%	3.1%		
2018	0	2	160	160	0	2	1,946	1,946	8.7%	8.7%		
2017	0	2	147	147	0	2	1,790	1,790	4.2%	4.2%		
2016	0	2	142	142	0	1	1,718	1,718	3.6%	3.6%		
2015	0	2	131	131	6	1	1,658	1,658	0.0%	0.0%		
2014	0	2	131	131	6	1	1,658	1,658	2.2%	2.2%		
2013	0	2	128	128	6	1	1,622	1,622	14.4%	14.4%		
2012	0	2	111	111	6	1	1,418	1,418	0.0%	0.0%		
2011	0	2	111	111	6	1	1,418	1,418	1.7%	1.7%		
2010	0	2	109	109	6	1	1,394	1,394				

Note: Includes basic enrollment tuition and fees but excludes course based fees such as laboratory fees, testing fees and certification fees.



Allen Center

300 Rivercrest Boulevard
Allen, Texas 75002

Frisco Campus

9700 Wade Boulevard
Frisco, Texas 75035

**Collin Higher
Education Center**

3452 Spur 399
McKinney, Texas 75069

McKinney Campus

2200 West University Drive
McKinney, Texas 75071

Public Safety Training Center

3600 Redbud Boulevard
McKinney, Texas 75069

Courtyard Center

4800 Preston Park Boulevard
Plano, Texas 75086

Rockwall Center

Dr. Gene Burton College
and Career Academy
2301 South John King Boulevard
Rockwall, Texas 75032

Plano Campus

2800 East Spring Creek Parkway
Plano, Texas 75074

