

COLLIN COUNTY COMMUNITY COLLEGE DISTRICT

Quarterly Investment Report

AS OF AUGUST 31, 2024



M E E D E R

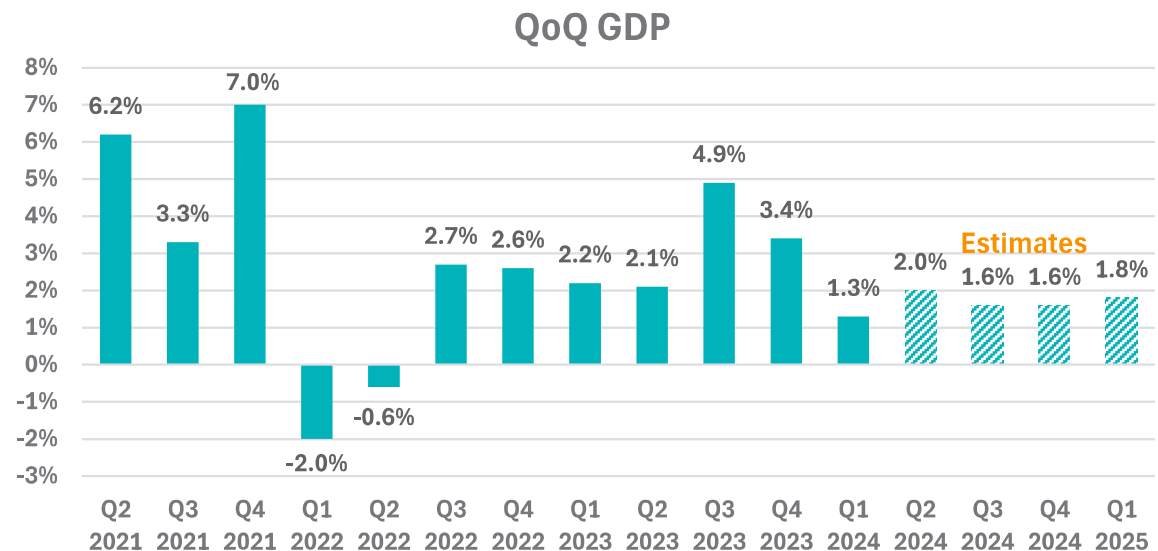
PUBLIC FUNDS

OBSERVATIONS AND EXPECTATIONS

- U.S. economic growth should slow in the second half of 2024, but not be negative
- The unemployment rate pushed above 4% in May from the cycle low of 3.4%
- Fed Funds futures are pointing to two .25% cuts this year and four next year
- Intermediate-term rates have increased this year, but are lower than last year's peak

Expected Downshift in Economic Growth

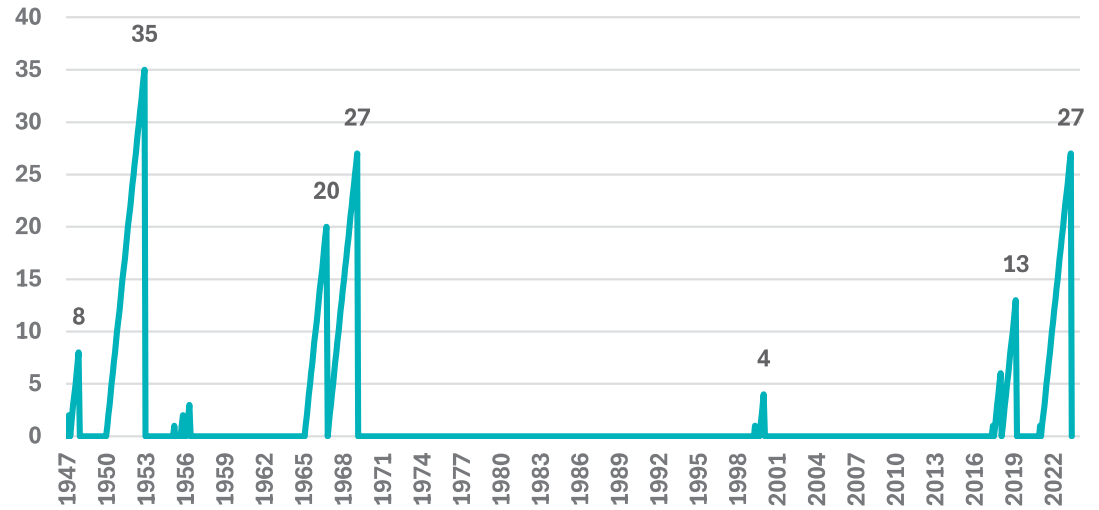
- Economists surveyed by Bloomberg are expecting growth to slow in the coming quarters.
- Higher inflation and interest rates have put a crimp in consumer spending.



The Unemployment Rate Climbed Above 4%

- The U.S. just finished its second longest streak of having the unemployment rate below 4%.
- The Federal Reserve and most economists expect the unemployment rate to push higher with job growth slowing later this year.

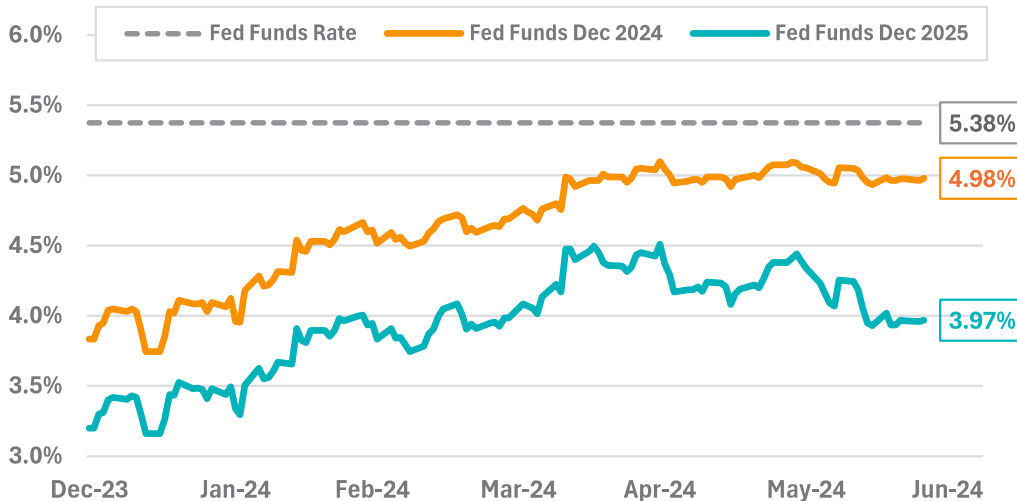
Number of Consecutive Months Below 4% Unemployment



SOURCE: BLOOMBERG, BUREAU OF LABOR STATISTICS

The Fed vs. The Market

Current Fed Funds Rate vs. Dec 2024 Fed Funds Futures Rate vs. Dec 2025 Fed Funds Futures Rate

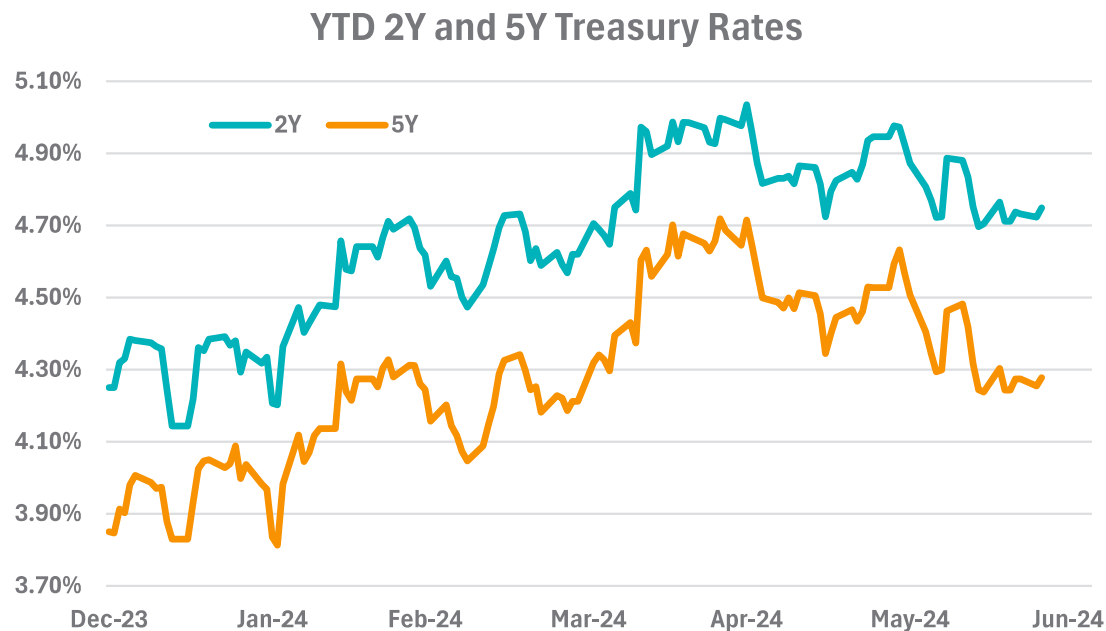


- The Federal Reserve is expecting one .25% cut this year to the Fed Funds Rate and four next year.
- The Fed Funds futures market is expecting two .25% cuts this year and four next year to push the Fed Funds rate down to 3.97% from its current rate of 5.38%

SOURCE: BLOOMBERG

Intermediate-Term Rates Higher In 2024

- Both the 2-year and 5-year U.S. Treasury rates had their cycle peaks last October at 5.22% and 4.96%, respectively.
- Intermediate-term U.S. Treasury rates have climbed higher this year as market participants realized inflation remains sticky and Fed will cut the Fed Funds rate fewer times than was anticipated at the start of 2024.



SOURCE: BLOOMBERG

Takeaways

- With intermediate-term interest rates near their highest levels since 2007, locking in those yields will most likely prove prudent.
- It will be interesting to observe Federal Reserve policy later this year as inflation probably remains above their target, with unemployment increasing.



Compliance Certification


The undersigned acknowledge they have reviewed this quarterly investment report for the period ending August 31, 2024. Officials designated as investment officers by this entity's Investment Policy attest that all investments comply with the Texas Public Funds Investment Act and this entity's Investment Policy.



Melissa Irby, Chief Financial Officer



Keitha Carlton, Associate V.P.-Controller



Barbara Johnson, Associate V.P.

Contents

Portfolio Statistics	7
Quarterly Portfolio Summary	8
Quarterly Portfolio Summary By Fund	9
Portfolio Overview	10
Summary by Type	11
Position Statement	13
Cash Reconciliation Report	18
Transaction Statement	20
Amortization Schedule	22
Accrued Interest Schedule	24
Earnings by Fund	27
Projected Cashflows	30
Change in Value	33



Portfolio Statistics

4.90

Weighted Average Yield to Maturity

0.51

Weighted Average Maturity (Years)

0.87

Portfolio Effective Duration (Years)

0.51

Weighted Average Life (Years)

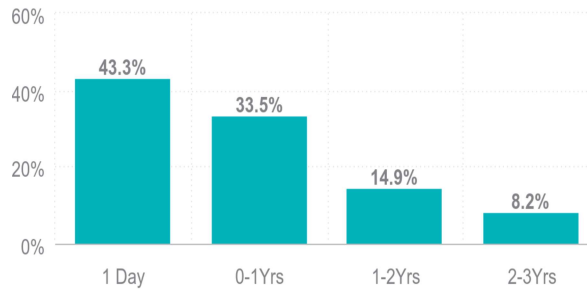
AA

Average Credit Rating

Portfolio Position

Par Value	\$411,712,551
Principal Cost	\$407,393,696
Book Value	\$410,006,181
Market Value	\$410,556,045
Unrealized Gain/Loss	\$549,864
Accrued Interest	\$1,952,200

Maturity Distribution



Sector Allocation



● LGIP	43.29%
● U.S. Agencies	34.63%
● Commercial Paper	13.37%
● U.S. Treasuries	8.67%
● Bank Deposits	0.04%
● Maturity/Sale Receivable	0.00%

Quarterly Portfolio Summary

This quarterly report is prepared in compliance with the Investment Policy and the Strategy of this entity and the Public Funds Investment Act (Chapter 2256, Texas Government Code).

Portfolio as of May 31, 2024

BEGINNING BOOK VALUE	\$463,015,433.58
BEGINNING MARKET VALUE	\$461,670,442.05
UNREALIZED GAIN/(LOSS)	(\$1,344,991.53)
WEIGHTED AVERAGE MATURITY (YEARS)	0.55
WEIGHTED AVERAGE YIELD	4.76

Portfolio as of August 31, 2024

ENDING BOOK VALUE	\$410,006,180.96
ENDING MARKET VALUE	\$410,556,044.98
INVESTMENT INCOME FOR THE PERIOD	\$5,463,655.77
UNREALIZED GAIN/(LOSS)	\$549,864.02
CHANGE IN UNREALIZED GAIN/(LOSS)	\$1,894,855.55
WEIGHTED AVERAGE MATURITY (YEARS)	0.51
WEIGHTED AVERAGE YIELD	4.90

Quarterly Portfolio Summary By Fund

PORTFOLIO MARKET VALUE BY FUND	05/31/2024	08/31/2024	CHANGE	INTEREST EARNED
2020 BOND SERIES	32,598,885.13	32,958,937.72	360,052.59	441,229.15
BUILDING	120,629,503.57	94,409,190.42	-26,220,313.15	1,304,380.03
DEBT SERVICE	36,791,574.93	13,836,000.94	-22,955,573.99	464,739.99
OPERATING	187,383,307.99	143,525,239.95	-43,858,068.04	2,067,811.89
STABILIZATION	84,267,170.42	85,725,618.59	1,458,448.17	1,084,437.36
TEXAS CONNECT	0.00	12,030,317.21	12,030,317.21	30,317.21
TEXAS CONNECT-BLDG	0.00	28,070,740.15	28,070,740.15	70,740.15
TOTAL	461,670,442.05	410,556,044.98	-51,114,397.07	5,463,655.77

Portfolio Overview

SECURITY TYPE	PAR VALUE	MARKET VALUE	BOOK VALUE	% OF PORTFOLIO	DAYS TO MATURITY	YIELD
Bank Deposits	155,731.06	155,731.06	155,731.06	0.04%	1	0.00
LGIP	175,556,819.89	175,556,819.89	175,556,819.89	43.29%	1	5.32
Commercial Paper	55,000,000.00	54,228,763.26	54,228,763.26	13.37%	98	5.35
U.S. Treasuries	35,500,000.00	35,167,050.77	35,034,462.93	8.67%	334	4.79
U.S. Agencies	140,500,000.00	140,447,680.00	140,030,403.82	34.63%	411	4.23
Maturity/Sale Receivable	5,000,000.00	5,000,000.00	5,000,000.00	0.00%	0	2.47
TOTAL	411,712,550.95	410,556,044.98	410,006,180.96	100.00%	185	4.90
CASH AND ACCRUED INTEREST						
Purchased Accrued Interest		78,919.27	78,919.27			
TOTAL CASH AND INVESTMENTS	411,712,550.95	410,634,964.25	410,085,100.23		185	4.90
TOTAL EARNINGS						
	CURRENT QUARTER					
	5,463,655.77					

Summary by Type

SECURITY TYPE	# OF SECURITIES	PAR VALUE	BOOK VALUE	% OF PORTFOLIO	YIELD	DAYS TO FINAL MATURITY
2020 BOND SERIES						
LGIP	1	28,003,437.72	28,003,437.72	6.87	5.30	1
Commercial Paper	1	5,000,000.00	4,955,500.00	1.22	5.49	61
TOTAL	2	33,003,437.72	32,958,937.72	8.13	5.33	10
BUILDING						
LGIP	2	20,165,975.77	20,165,975.77	4.95	5.30	1
Commercial Paper	3	25,000,000.00	24,547,552.15	6.02	5.23	128
U.S. Treasuries	1	15,000,000.00	14,745,266.58	3.65	5.05	196
U.S. Agencies	4	30,000,000.00	30,027,218.82	7.40	3.94	207
Maturity/Sale Receivable	1	5,000,000.00	5,000,000.00	0.00	2.47	0
TOTAL	11	95,165,975.77	94,486,013.33	22.05	4.78	137
DEBT SERVICE						
LGIP	1	13,836,000.94	13,836,000.94	3.40	5.30	1
TOTAL	1	13,836,000.94	13,836,000.94	3.41	5.30	1
OPERATING						
Bank Deposits	1	155,731.06	155,731.06	0.04	0.00	1
LGIP	3	42,469,840.62	42,469,840.62	10.42	5.30	1
U.S. Treasuries	3	20,500,000.00	20,289,196.35	5.08	4.60	434
U.S. Agencies	9	80,500,000.00	79,997,836.63	20.00	4.25	490
TOTAL	16	143,625,571.68	142,912,604.66	35.39	4.60	338
STABILIZATION						
LGIP	1	30,980,507.48	30,980,507.48	7.60	5.30	1
Commercial Paper	3	25,000,000.00	24,725,711.11	6.07	5.45	76
U.S. Agencies	4	30,000,000.00	30,005,348.37	7.44	4.50	406
TOTAL	8	85,980,507.48	85,711,566.96	21.14	5.06	165

Summary by Type

SECURITY TYPE	# OF SECURITIES	PAR VALUE	BOOK VALUE	% OF PORTFOLIO	YIELD	DAYS TO FINAL MATURITY
TEXAS CONNECT						
LGIP	1	12,030,317.21	12,030,317.21	2.95	5.41	1
TOTAL	1	12,030,317.21	12,030,317.21	2.97	5.41	1
TEXAS CONNECT-BLDG						
LGIP	1	28,070,740.15	28,070,740.15	6.89	5.41	1
TOTAL	1	28,070,740.15	28,070,740.15	6.92	5.41	1
GRAND TOTAL	40	411,712,550.95	410,006,180.96	100.00	4.90	186



Position Statement

CUSIP	DESCRIPTION	TRADE DATE SETTLE DATE	PAR VALUE	PRINCIPAL COST PURCHASED INTEREST	TOTAL COST	YIELD TO MATURITY	MATURITY DATE	DAYS TO MATURITY	MARKET PRICE MARKET VALUE	UNREALIZED GAIN/LOSS BOOK VALUE	% OF MV	MOODY'S S&P RATING
2020 BOND SERIES												
LGIP												
TEXPOOL	TexPool	08/31/2024 08/31/2024	28,003,437.72	28,003,437.72 0.00	28,003,437.72	5.30		1	1.00 28,003,437.72	0.00 28,003,437.72	6.90	AAA
LGIP TOTAL			28,003,437.72	28,003,437.72 0.00	28,003,437.72	5.30		1	1.00 28,003,437.72	0.00 28,003,437.72	6.90	AAA
COMMERCIAL PAPER												
62479LX2	MUFG BANK NY 10/31/24	04/30/2024 04/30/2024	5,000,000.00	4,863,533.33 0.00	4,863,533.33	5.49	10/31/2024	61	99.11 4,955,500.00	0.00 4,955,500.00	1.22	P-1 A-1
COMMERCIAL PA- PER TOTAL			5,000,000.00	4,863,533.33 0.00	4,863,533.33	5.49		61	99.11 4,955,500.00	0.00 4,955,500.00	1.22	A-1
2020 BOND SERIES TOTAL			33,003,437.72	32,866,971.05 0.00	32,866,971.05	5.33		10	32,958,937.72	0.00 32,958,937.72	8.13	AA+

BUILDING

LGIP												
TEXSTAR	TexSTAR	08/31/2024 08/31/2024	3,179,580.16	3,179,580.16 0.00	3,179,580.16	5.29		1	1.00 3,179,580.16	0.00 3,179,580.16	0.78	AAA
TEXPOOL	TexPool	08/31/2024 08/31/2024	16,986,395.61	16,986,395.61 0.00	16,986,395.61	5.30		1	1.00 16,986,395.61	0.00 16,986,395.61	4.19	AAA
LGIP TOTAL			20,165,975.77	20,165,975.77 0.00	20,165,975.77	5.30		1	1.00 20,165,975.77	0.00 20,165,975.77	4.97	AAA
COMMERCIAL PAPER												
62479LK46	MUFG BANK NY 10/04/24	01/18/2024 01/18/2024	10,000,000.00	9,639,611.11 0.00	9,639,611.11	5.15	10/04/2024	34	99.54 9,954,258.33	0.00 9,954,258.33	2.45	P-1 A-1
22533TNF9	CREDIT AGRIN Y 01/15/25	07/16/2024 07/16/2024	5,000,000.00	4,866,600.00 0.00	4,866,600.00	5.39	01/15/2025	137	98.02 4,900,861.20	0.00 4,900,861.20	1.21	P-1 A-1
22533TR73	CREDIT AGRIN Y 04/07/25	07/16/2024 07/16/2024	10,000,000.00	9,626,122.22 0.00	9,626,122.22	5.24	04/07/2025	219	96.92 9,692,432.62	0.00 9,692,432.62	2.39	P-1 A-1
COMMERCIAL PA- PER TOTAL			25,000,000.00	24,132,333.33 0.00	24,132,333.33	5.23		128	98.20 24,547,552.15	0.00 24,547,552.15	6.05	A-1
U.S. TREASURIES												
91282CED9	US TREASURY 1.750 03/15/25	03/27/2024 03/27/2024	15,000,000.00	14,538,867.19 8,559.78	14,547,426.97	5.05	03/15/2025	196	98.47 14,770,312.50	25,045.92 14,745,266.58	3.64	Aaa AA+
U.S. TREASURIES TOTAL			15,000,000.00	14,538,867.19 8,559.78	14,547,426.97	5.05		196	98.47 14,770,312.50	25,045.92 14,745,266.58	3.64	AA+

U.S. AGENCIES



Position Statement

CUSIP	DESCRIPTION	TRADE DATE SETTLE DATE	PAR VALUE	PRINCIPAL COST PURCHASED INTEREST	TOTAL COST	YIELD TO MATURITY	MATURITY DATE	DAYS TO MATURITY	MARKET PRICE MARKET VALUE	UNREALIZED GAIN/LOSS BOOK VALUE	% OF MV	MOODY'S S&P RATING
3130ARD24	FHLBANKS 2.010 09/30/24 '24	05/22/2023 05/24/2023	10,000,000.00	9,613,500.00 0.00	9,613,500.00	5.00	09/30/2024	30	99.73 9,972,800.00	(4,475.16) 9,977,275.16	2.46	Aaa AA+
3130AQCM3	FHLBANKS 1.000 12/20/24 '24	12/10/2021 12/20/2021	5,000,000.00	5,000,000.00 0.00	5,000,000.00	1.00	12/20/2024	111	98.71 4,935,650.00	(64,350.00) 5,000,000.00	1.22	Aaa AA+
3133EN5Q9	FED FARM CR BNKS 4.500 01/10/25	01/09/2023 01/11/2023	5,000,000.00	5,013,700.00 0.00	5,013,700.00	4.36	01/10/2025	132	99.76 4,988,200.00	(14,256.17) 5,002,456.17	1.23	Aaa AA+
3130ATUC9	FHLBANKS 4.500 12/12/25	01/06/2023 01/10/2023	10,000,000.00	10,108,500.00 0.00	10,108,500.00	4.10	12/12/2025	468	100.29 10,028,700.00	(18,787.50) 10,047,487.50	2.47	Aaa AA+
U.S. AGENCIES TOTAL			30,000,000.00	29,735,700.00 0.00	29,735,700.00	3.93		207	99.75 29,925,350.00	(101,868.82) 30,027,218.82	7.38	AA+
MATURITY/SALE RECEIVABLE												
912828YE4	UNITED STATES TREA- SURY 1.25 08/31/2024	04/13/2022 04/18/2022	5,000,000.00	5,000,000.00 0.00	5,000,000.00	2.47	08/31/2024	0	100.00 5,000,000.00	0.00 5,000,000.00	0.00	NA NA
MATURITY/SALE RECEIVABLE TOTAL			5,000,000.00	5,000,000.00 0.00	5,000,000.00	2.47		0	100.00 5,000,000.00	0.00 5,000,000.00	0.00	AA+
BUILDING TOTAL			95,165,975.77	93,572,876.29 8,559.78	93,581,436.07	4.78		137	94,409,190.42	(76,822.90) 94,486,013.33	22.05	AA

DEBT SERVICE												
LGIP												
TEXPOOL	TexPool	08/31/2024 08/31/2024	13,836,000.94	13,836,000.94 0.00	13,836,000.94	5.30		1	1.00 13,836,000.94	0.00 13,836,000.94	3.41	AAA
LGIP TOTAL			13,836,000.94	13,836,000.94 0.00	13,836,000.94	5.30		1	1.00 13,836,000.94	0.00 13,836,000.94	3.41	AAA
DEBT SERVICE TOTAL			13,836,000.94	13,836,000.94 0.00	13,836,000.94	5.30		1	1.00 13,836,000.94	0.00 13,836,000.94	3.41	AAA

OPERATING												
BANK DEPOSITS												
515327828	JPMorgan Chase Com- mercial Checking Account	08/31/2024 08/31/2024	155,731.06	155,731.06 0.00	155,731.06	0.00		1	1.00 155,731.06	0.00 155,731.06	0.04	NA
BANK DEPOSITS TOTAL			155,731.06	155,731.06 0.00	155,731.06	0.00		1	1.00 155,731.06	0.00 155,731.06	0.04	NA
LGIP												
TXRANGE	Texas Range TexasDAILY Fund	08/31/2024 08/31/2024	5,678,624.19	5,678,624.19 0.00	5,678,624.19	5.30		1	1.00 5,678,624.19	0.00 5,678,624.19	1.40	AAA
TEXSTAR	TexSTAR	08/31/2024 08/31/2024	485,380.76	485,380.76 0.00	485,380.76	5.29		1	1.00 485,380.76	0.00 485,380.76	0.12	AAA



Position Statement

CUSIP	DESCRIPTION	TRADE DATE SETTLE DATE	PAR VALUE	PRINCIPAL COST PURCHASED INTEREST	TOTAL COST	YIELD TO MATURITY	MATURITY DATE	DAYS TO MATURITY	MARKET PRICE MARKET VALUE	UNREALIZED GAIN/LOSS BOOK VALUE	% OF MV	MOODY'S S&P RATING
TEXPOOL	TexPool	08/31/2024 08/31/2024	36,305,835.67	36,305,835.67 0.00	36,305,835.67	5.30		1	1.00 36,305,835.67	0.00 36,305,835.67	8.95	AAA
LGIP TOTAL			42,469,840.62	42,469,840.62 0.00	42,469,840.62	5.30		1	1.00 42,469,840.62	0.00 42,469,840.62	10.47	AAA
U.S. TREASURIES												
912828ZT0	US TREASURY 0.250 05/31/25	05/13/2022 06/15/2022	5,000,000.00	4,557,031.25 0.00	4,557,031.25	3.42	05/31/2025	273	96.86 4,843,164.05	(45,376.65) 4,888,540.70	119	Aaa AA+
91282CFP1	US TREASURY 4.250 10/15/25	11/22/2023 11/22/2023	8,000,000.00	7,905,937.50 0.00	7,905,937.50	4.90	10/15/2025	410	99.93 7,994,687.52	50,202.04 7,944,485.48	1.97	Aaa AA+
91282CGR6	US TREASURY 4.625 03/15/26	04/29/2024 04/29/2024	7,500,000.00	7,446,386.72 42,416.78	7,488,803.50	5.03	03/15/2026	561	100.79 7,558,886.70	102,716.53 7,456,170.17	1.86	Aaa AA+
U.S. TREASURIES TOTAL			20,500,000.00	19,909,355.47 42,416.78	19,951,772.25	4.60		433	99.52 20,396,738.27	107,541.92 20,289,196.35	5.03	AA+
U.S. AGENCIES												
31422XMV1	FARMER MAC 0.500 10/04/24 '24 MTN	09/14/2021 10/04/2021	5,000,000.00	5,000,000.00 0.00	5,000,000.00	0.50	10/04/2024	34	99.57 4,978,550.00	(21,450.00) 5,000,000.00	1.23	Aaa AA+
3133ENZ94	FED FARM CR BNKS 4.500 11/18/24	01/17/2023 01/19/2023	10,000,000.00	10,031,011.40 0.00	10,031,011.40	4.32	11/18/2024	79	99.84 9,983,600.00	(20,013.55) 10,003,613.55	2.46	Aaa AA+
3135G03U5	FANNIE MAE 0.625 04/22/25	08/03/2022 08/05/2022	5,000,000.00	4,673,949.80 0.00	4,673,949.80	3.15	04/22/2025	234	97.47 4,873,550.00	(49,669.95) 4,923,219.95	1.20	Aaa AA+
3135G04Z3	FANNIE MAE 0.500 06/17/25	01/19/2023 01/23/2023	7,500,000.00	6,906,450.00 0.00	6,906,450.00	3.99	06/17/2025	290	96.89 7,266,675.00	(37,395.45) 7,304,070.45	1.79	Aaa AA+
3134GXZT4	FREDDIE MAC 4.000 07/14/25 '24 MTN	06/14/2022 07/14/2022	5,000,000.00	5,000,000.00 0.00	5,000,000.00	4.00	07/14/2025	317	99.21 4,960,250.00	(39,750.00) 5,000,000.00	1.22	Aaa AA+
3133EN7J3	FED FARM CR BNKS 3.875 02/02/26	01/27/2023 02/02/2023	7,500,000.00	7,472,550.00 0.00	7,472,550.00	4.01	02/02/2026	520	99.50 7,462,200.00	(24,816.21) 7,487,016.21	1.84	Aaa AA+
3133EP7C3	FED FARM CR BNKS 4.625 04/01/26	04/30/2024 04/30/2024	7,500,000.00	7,444,333.73 27,942.71	7,472,276.44	5.03	04/01/2026	578	100.65 7,548,525.00	94,344.45 7,454,180.55	1.86	Aaa AA+
3130AWTQ3	FHLBANKS 4.625 09/11/26	09/25/2023 09/25/2023	25,000,000.00	24,759,469.25 0.00	24,759,469.25	4.97	09/11/2026	741	101.27 25,317,500.00	482,096.94 24,835,403.06	6.24	Aaa AA+
3130AXU63	FHLBANKS 4.625 11/17/26	11/22/2023 11/22/2023	8,000,000.00	7,986,936.00 0.00	7,986,936.00	4.68	11/17/2026	808	101.40 8,112,080.00	121,747.15 7,990,332.85	2.00	Aaa AA+
U.S. AGENCIES TOTAL			80,500,000.00	79,274,700.18 27,942.71	79,302,642.89	4.24		489	100.02 80,502,930.00	505,093.37 79,997,836.63	19.85	AA+
OPERATING TOTAL			143,625,571.68	141,809,627.33 70,359.49	141,879,986.82	4.60		336	143,525,239.95	612,635.29 142,912,604.66	35.39	AA+

STABILIZATION

LGIP												
TEXPOOL	TexPool	08/31/2024 08/31/2024	30,980,507.48	30,980,507.48 0.00	30,980,507.48	5.30		1	1.00 30,980,507.48	0.00 30,980,507.48	7.64	AAA



Position Statement

CUSIP	DESCRIPTION	TRADE DATE SETTLE DATE	PAR VALUE	PRINCIPAL COST PURCHASED INTEREST	TOTAL COST	YIELD TO MATURITY	MATURITY DATE	DAYS TO MATURITY	MARKET PRICE MARKET VALUE	UNREALIZED GAIN/LOSS BOOK VALUE	% OF MV	MOODY'S S&P RATING
LGIP TOTAL			30,980,507.48	30,980,507.48 0.00	30,980,507.48	5.30		1	1.00 30,980,507.48	0.00 30,980,507.48	7.64	AAA
COMMERCIAL PAPER												
06741FKP1	BARCLAYS BNK PLC 10/23/24	04/29/2024 04/29/2024	10,000,000.00	9,734,991.67 0.00	9,734,991.67	5.54	10/23/2024	53	99.22 9,922,144.45	0.00 9,922,144.45	2.45	P-1 A-1
62479LKX2	MUFG BANK NY 10/31/24	04/30/2024 04/30/2024	5,000,000.00	4,863,533.33 0.00	4,863,533.33	5.49	10/31/2024	61	99.11 4,955,500.00	0.00 4,955,500.00	1.22	P-1 A-1
06054NMG3	BOFA SECURITIES 12/16/24	03/22/2024 03/22/2024	10,000,000.00	9,614,433.33 0.00	9,614,433.33	5.33	12/16/2024	107	98.48 9,848,066.67	0.00 9,848,066.67	2.43	P-1 A-1
COMMERCIAL PA- PER TOTAL			25,000,000.00	24,212,958.33 0.00	24,212,958.33	5.45		76	98.90 24,725,711.11	0.00 24,725,711.11	6.10	A-1
U.S. AGENCIES												
3130AWER7	FHLBANKS 4.625 06/06/25	06/12/2023 06/12/2023	8,000,000.00	7,993,360.00 0.00	7,993,360.00	4.67	06/06/2025	279	99.96 7,996,720.00	(729.34) 7,997,449.34	1.97	Aaa AA+
3130AWER7	FHLBANKS 4.625 06/06/25	06/12/2023 06/12/2023	2,000,000.00	1,998,327.50 0.00	1,998,327.50	4.67	06/06/2025	279	99.96 1,999,180.00	(177.53) 1,999,357.53	0.49	Aaa AA+
3133EPC37	FED FARM CR BNKS 4.875 11/13/25	11/22/2023 11/22/2023	10,000,000.00	9,989,910.00 0.00	9,989,910.00	4.93	11/13/2025	439	100.60 10,060,300.00	66,424.64 9,993,875.36	2.48	Aaa AA+
3133EN6A3	FED FARM CR BNKS 4.000 01/13/26	01/12/2023 01/17/2023	10,000,000.00	10,032,100.00 0.00	10,032,100.00	3.89	01/13/2026	500	99.63 9,963,200.00	(51,466.13) 10,014,666.13	2.46	Aaa AA+
U.S. AGENCIES TOTAL			30,000,000.00	30,013,697.50 0.00	30,013,697.50	4.50		406	100.07 30,019,400.00	14,051.63 30,005,348.37	7.40	AA+
STABILIZATION TOTAL			85,980,507.48	85,207,163.31 0.00	85,207,163.31	5.06		164	85,725,618.59	14,051.63 85,711,566.96	21.14	AA

TEXAS CONNECT

LGIP												
139999998	Texas Connect	08/31/2024 08/31/2024	12,030,317.21	12,030,317.21 0.00	12,030,317.21	5.41		1	1.00 12,030,317.21	0.00 12,030,317.21	2.97	
LGIP TOTAL			12,030,317.21	12,030,317.21 0.00	12,030,317.21	5.41		1	1.00 12,030,317.21	0.00 12,030,317.21	2.97	NA
TEXAS CONNECT TOTAL			12,030,317.21	12,030,317.21 0.00	12,030,317.21	5.41		1	12,030,317.21	0.00 12,030,317.21	2.97	NA

TEXAS CONNECT- BLDG

LGIP												
139999998	Texas Connect	08/31/2024 08/31/2024	28,070,740.15	28,070,740.15 0.00	28,070,740.15	5.41		1	1.00 28,070,740.15	0.00 28,070,740.15	6.92	



Position Statement

CUSIP	DESCRIPTION	TRADE DATE SETTLE DATE	PAR VALUE	PRINCIPAL COST PURCHASED INTEREST	TOTAL COST	YIELD TO MATURITY	MATURITY DATE	DAYS TO MATURITY	MARKET PRICE MARKET VALUE	UNREALIZED GAIN/LOSS BOOK VALUE	% OF MV	MOODY'S S&P RATING
LGIP TOTAL			28,070,740.15	28,070,740.15 0.00	28,070,740.15	5.41		1	1.00 28,070,740.15	0.00 28,070,740.15	6.92	NA
TEXAS CONNECT- BLDG TOTAL			28,070,740.15	28,070,740.15 0.00	28,070,740.15	5.41		1	28,070,740.15	0.00 28,070,740.15	6.92	NA
GRAND TOTAL			411,712,550.95	407,393,696.28 78,919.27	407,472,615.55	4.90		185	410,556,044.98	549,864.02 410,006,180.96	100.00	AA

Cash Reconciliation Report

2020 BOND SERIES						
POST DATE	IDENTIFIER	DESCRIPTION	PAR VALUE	FINAL MATURITY	PRINCIPAL	AMOUNT
MATURITY						
06/14/2024	4497W0FE3	ING (U.S.) Funding LLC 0.0 06/14/2024	-10,000,000.00	06/14/2024	-10,000,000.00	10,000,000.00
06/18/2024	22533TFJ0	Credit Agricole Corporate And Investment Bank, New 0.0 06/18/2024	-5,000,000.00	06/18/2024	-5,000,000.00	5,000,000.00
MATURITY TOTAL			-15,000,000.00		-15,000,000.00	15,000,000.00
BUILDING						
POST DATE	IDENTIFIER	DESCRIPTION	PAR VALUE	FINAL MATURITY	PRINCIPAL	AMOUNT
BUY						
07/16/2024	22533TNF9	CREDIT AGRI NY 01/15/25	5,000,000.00	01/15/2025	4,866,600.00	-4,866,600.00
07/16/2024	22533TR73	CREDIT AGRI NY 04/07/25	10,000,000.00	04/07/2025	9,626,122.22	-9,626,122.22
BUY TOTAL			15,000,000.00		14,492,722.22	-14,492,722.22
POST DATE	IDENTIFIER	DESCRIPTION	PAR VALUE	FINAL MATURITY	PRINCIPAL	AMOUNT
COUPON						
06/12/2024	3130ATUC9	FHLBANKS 4.500 12/12/25	0.00	12/12/2025	0.00	225,000.00
06/20/2024	3130AQCM3	FHLBANKS 1.000 12/20/24'24	0.00	12/20/2024	0.00	25,000.00
06/28/2024	3130AMT85	FEDERAL HOME LOAN BANKS 0.4 06/28/2024	0.00	06/28/2024	0.00	20,000.00
07/10/2024	3133EN5Q9	FED FARM CR BNKS 4.500 01/10/25	0.00	01/10/2025	0.00	112,500.00
08/28/2024	3130ANNS5	FEDERAL HOME LOAN BANKS 0.5 08/28/2024	0.00	08/28/2024	0.00	12,500.00
COUPON TOTAL			0.00		0.00	395,000.00
POST DATE	IDENTIFIER	DESCRIPTION	PAR VALUE	FINAL MATURITY	PRINCIPAL	AMOUNT
MATURITY						
06/28/2024	3130AMT85	FEDERAL HOME LOAN BANKS 0.4 06/28/2024	-10,000,000.00	06/28/2024	-10,000,000.00	10,000,000.00
08/28/2024	3130ANNS5	FEDERAL HOME LOAN BANKS 0.5 08/28/2024	-5,000,000.00	08/28/2024	-5,000,000.00	5,000,000.00
MATURITY TOTAL			-15,000,000.00		-15,000,000.00	15,000,000.00
DEBT SERVICE						
POST DATE	IDENTIFIER	DESCRIPTION	PAR VALUE	FINAL MATURITY	PRINCIPAL	AMOUNT
MATURITY						
07/22/2024	89119AGN2	The Toronto-Dominion Bank 0.0 07/22/2024	-20,000,000.00	07/22/2024	-20,000,000.00	20,000,000.00
MATURITY TOTAL			-20,000,000.00		-20,000,000.00	20,000,000.00
OPERATING						

Cash Reconciliation Report

POST DATE	IDENTIFIER	DESCRIPTION	PAR VALUE	FINAL MATURITY	PRINCIPAL	AMOUNT
COUPON						
06/06/2024	3130AWER7	FHLBANKS 4.625 06/06/25	0.00	06/06/2025	0.00	185,000.00
06/06/2024	3130AWER7	FHLBANKS 4.625 06/06/25	0.00	06/06/2025	0.00	46,250.00
06/17/2024	3135G04Z3	FANNIE MAE 0.500 06/17/25	0.00	06/17/2025	0.00	18,750.00
06/17/2024	3133ENYX2	FEDERAL FARM CREDIT BANKS FUNDING CORP 3.25 06/17/2024	0.00	06/17/2024	0.00	81,250.00
08/02/2024	3133EN7J3	FED FARM CR BNKS 3.875 02/02/26	0.00	02/02/2026	0.00	145,312.50
COUPON TOTAL			0.00		0.00	476,562.50
POST DATE	IDENTIFIER	DESCRIPTION	PAR VALUE	FINAL MATURITY	PRINCIPAL	AMOUNT
MATURITY						
06/17/2024	3133ENYX2	FEDERAL FARM CREDIT BANKS FUNDING CORP 3.25 06/17/2024	-5,000,000.00	06/17/2024	-5,000,000.00	5,000,000.00
MATURITY TOTAL			-5,000,000.00		-5,000,000.00	5,000,000.00



Transaction Statement

BUILDING									
	TRADE DATE	SETTLE DATE	CUSIP	DESCRIPTION	PAR VALUE	PRINCIPAL COST	PURCHASED INTEREST	TOTAL	PURCHASE YIELD
BUY									
	07/16/2024	07/16/2024	22533TR73	CREDIT AGRI NY 04/07/25	10,000,000.00	9,626,122.22	0.00	(9,626,122.22)	5.24
	07/16/2024	07/16/2024	22533TNF9	CREDIT AGRI NY 01/15/25	5,000,000.00	4,866,600.00	0.00	(4,866,600.00)	5.39
BUY TOTAL					15,000,000.00	14,492,722.22	0.00	(14,492,722.22)	5.29

	TRADE DATE	SETTLE DATE	CUSIP	DESCRIPTION	PAR VALUE	BOOK VALUE	TOTAL	NET REALIZED GAIN/LOSS
MATURITY								
	06/28/2024	06/28/2024	3130AMT85	FEDERAL HOME LOAN BANKS 0.4 06/28/2024	(10,000,000.00)	10,000,000.00	10,000,000.00	0.00
	08/28/2024	08/28/2024	3130ANNS5	FEDERAL HOME LOAN BANKS 0.5 08/28/2024	(5,000,000.00)	5,000,000.00	5,000,000.00	0.00
	08/31/2024	08/31/2024	912828YE4	UNITED STATES TREASURY 1.25 08/31/2024			0.00	
MATURITY TOTAL					(15,000,000.00)	15,000,000.00	15,000,000.00	0.00

DEBT SERVICE									
	TRADE DATE	SETTLE DATE	CUSIP	DESCRIPTION	PAR VALUE	BOOK VALUE	TOTAL	NET REALIZED GAIN/LOSS	
MATURITY									
	07/22/2024	07/22/2024	89119AGN2	The Toronto-Dominion Bank 0.0 07/22/2024	(20,000,000.00)	20,000,000.00	20,000,000.00	0.00	
MATURITY TOTAL					(20,000,000.00)	20,000,000.00	20,000,000.00	0.00	

2020 BOND SERIES									
	TRADE DATE	SETTLE DATE	CUSIP	DESCRIPTION	PAR VALUE	BOOK VALUE	TOTAL	NET REALIZED GAIN/LOSS	
MATURITY									
	06/14/2024	06/14/2024	4497W0FE3	ING (U.S.) Funding LLC 0.0 06/14/2024	(10,000,000.00)	10,000,000.00	10,000,000.00	0.00	
	06/18/2024	06/18/2024	22533TFJ0	Credit Agricole Corporate And Investment Bank, New 0.0 06/18/2024	(5,000,000.00)	5,000,000.00	5,000,000.00	0.00	
MATURITY TOTAL					(15,000,000.00)	15,000,000.00	15,000,000.00	0.00	



Transaction Statement

OPERATING								
	TRADE DATE	SETTLE DATE	CUSIP	DESCRIPTION	PAR VALUE	BOOK VALUE	TOTAL	NET REALIZED GAIN/LOSS
MATURITY								
	06/17/2024	06/17/2024	3133ENYX2	FEDERAL FARM CREDIT BANKS FUNDING CORP 3.25 06/17/2024	(5,000,000.00)	5,000,000.00	5,000,000.00	0.00
MATURITY TOTAL					(5,000,000.00)	5,000,000.00	5,000,000.00	0.00

Amortization Schedule

CUSIP	DESCRIPTION	PAR VALUE	PRINCIPAL COST	ORIGINAL PREMIUM OR DISCOUNT	BEGINNING BOOK VALUE	CURRENT PERIOD AMORT	ENDING BOOK VALUE	TOTAL AMORTIZATION	UNAMORTIZED BALANCE
2020 BOND SERIES									
22533TFJ0	Credit Agricole Corporate And Investment Bank, New 0.0 06/18/2024	5,000,000.00	4,792,372.22	(207,627.78)	4,986,730.56	13,269.44	0.00	207,627.78	0.00
4497W0FE3	ING (U.S.) Funding LLC 0.0 06/14/2024	10,000,000.00	9,590,261.11	(409,738.89)	9,979,669.44	20,330.56	0.00	409,738.89	0.00
62479LXK2	MUFG BANK NY 10/31/24	5,000,000.00	4,863,533.33	(136,466.67)	4,887,266.66	68,233.34	4,955,500.00	91,966.67	(44,500.00)
TOTAL		20,000,000.00	19,246,166.66	(753,833.34)	19,853,666.66	101,833.34	4,955,500.00	709,333.34	(44,500.00)
BUILDING									
22533TNF9	CREDIT AGRIN NY 01/15/25	5,000,000.00	4,866,600.00	(133,400.00)	0.00	34,261.20	4,900,861.20	34,261.20	(99,138.80)
22533TR73	CREDIT AGRIN NY 04/07/25	10,000,000.00	9,626,122.22	(373,877.78)	0.00	66,310.40	9,692,432.62	66,310.40	(307,567.38)
3133EN5Q9	FED FARM CR BNKS 4.500 01/10/25	5,000,000.00	5,013,700.00	13,700.00	5,004,181.11	(1,724.94)	5,002,456.17	(11,243.83)	2,456.17
3130AMT85	FEDERAL HOME LOAN BANKS 0.4 06/28/2024	10,000,000.00	10,000,000.00	0.00	10,000,000.00	0.00	0.00	0.00	0.00
3130ANNS5	FEDERAL HOME LOAN BANKS 0.5 08/28/2024	5,000,000.00	5,000,000.00	0.00	5,000,000.00	0.00	0.00	0.00	0.00
3130AQCM3	FHLBANKS 1.000 12/20/24 '24	5,000,000.00	5,000,000.00	0.00	5,000,000.00	0.00	5,000,000.00	0.00	0.00
3130ARD24	FHLBANKS 2.010 09/30/24 '24	10,000,000.00	9,613,500.00	(386,500.00)	9,905,182.56	72,092.60	9,977,275.16	363,775.16	(22,724.84)
3130ATUC9	FHLBANKS 4.500 12/12/25	10,000,000.00	10,108,500.00	108,500.00	10,056,842.63	(9,355.14)	10,047,487.50	(61,012.50)	47,487.50
62479LK46	MUFG BANK NY 10/04/24	10,000,000.00	9,639,611.11	(360,388.89)	9,826,736.11	127,522.22	9,954,258.33	314,647.22	(45,741.67)
91282YE4	UNITED STATES TREASURY 1.25 08/31/2024	5,000,000.00	4,860,937.50	(139,062.50)	4,985,387.20	14,612.80	0.00	139,062.50	0.00
91282CED9	US TREASURY 1.750 03/15/25	15,000,000.00	14,538,867.19	(461,132.81)	14,625,084.66	120,181.92	14,745,266.58	206,399.39	(254,733.42)
TOTAL		90,000,000.00	88,267,838.02	(1,732,161.98)	74,403,414.27	423,901.07	69,320,037.56	1,052,199.54	(679,962.44)
DEBT SERVICE									
89119AGN2	The Toronto-Dominion Bank 0.0 07/22/2024	20,000,000.00	19,640,777.78	(359,222.22)	19,849,833.33	150,166.67	0.00	359,222.22	0.00
TOTAL		20,000,000.00	19,640,777.78	(359,222.22)	19,849,833.33	150,166.67	0.00	359,222.22	0.00
OPERATING									
3135G04Z3	FANNIE MAE 0.500 06/17/25	7,500,000.00	6,906,450.00	(593,550.00)	7,241,698.41	62,372.04	7,304,070.45	397,620.45	(195,929.55)
3135G03U5	FANNIE MAE 0.625 04/22/25	5,000,000.00	4,673,949.80	(326,050.20)	4,892,903.37	30,316.58	4,923,219.95	249,270.15	(76,780.05)
31422XMV1	FARMER MAC 0.500 10/04/24 '24 MTN	5,000,000.00	5,000,000.00	0.00	5,000,000.00	0.00	5,000,000.00	0.00	0.00



Amortization Schedule

CUSIP	DESCRIPTION	PAR VALUE	PRINCIPAL COST	ORIGINAL PREMIUM OR DISCOUNT	BEGINNING BOOK VALUE	CURRENT PERIOD AMORT	ENDING BOOK VALUE	TOTAL AMORTIZATION	UNAMORTIZED BALANCE
3133EN7J3	FED FARM CR BNKS 3.875 02/02/26	7,500,000.00	7,472,550.00	(27,450.00)	7,484,714.65	2,301.56	7,487,016.21	14,466.21	(12,983.79)
3133ENZ94	FED FARM CR BNKS 4.500 11/18/24	10,000,000.00	10,031,011.40	31,011.40	10,007,875.68	(4,262.13)	10,003,613.55	(27,397.85)	3,613.55
3133EP7C3	FED FARM CR BNKS 4.625 04/01/26	7,500,000.00	7,444,333.73	(55,666.27)	7,446,874.84	7,305.70	7,454,180.55	9,846.82	(45,819.45)
3133ENYX2	FEDERAL FARM CREDIT BANKS FUNDING CORP 3.25 06/17/2024	5,000,000.00	4,999,750.00	(250.00)	4,999,994.20	5.80	0.00	250.00	0.00
3130AWTQ3	FHLBANKS 4.625 09/11/26	25,000,000.00	24,759,469.25	(240,530.75)	24,814,939.66	20,463.40	24,835,403.06	75,933.81	(164,596.94)
3130AXU63	FHLBANKS 4.625 11/17/26	8,000,000.00	7,986,936.00	(13,064.00)	7,989,230.78	1,102.08	7,990,332.85	3,396.85	(9,667.15)
3134GXZT4	FREDDIE MAC 4.000 07/14/25 '24 MTN	5,000,000.00	5,000,000.00	0.00	5,000,000.00	0.00	5,000,000.00	0.00	0.00
91282ZT0	US TREASURY 0.250 05/31/25	5,000,000.00	4,557,031.25	(442,968.75)	4,850,841.24	37,699.47	4,888,540.70	331,509.45	(111,459.30)
91282CFP1	US TREASURY 4.250 10/15/25	8,000,000.00	7,905,937.50	(94,062.50)	7,931,998.11	12,487.37	7,944,485.48	38,547.98	(55,514.52)
91282CGR6	US TREASURY 4.625 03/15/26	7,500,000.00	7,446,386.72	(53,613.28)	7,448,969.55	7,200.62	7,456,170.17	9,783.45	(43,829.83)
TOTAL		106,000,000.00	104,183,805.65	(1,816,194.35)	105,110,040.50	176,992.48	100,287,032.98	1,103,227.33	(712,967.02)

STABILIZATION									
CUSIP	DESCRIPTION	PAR VALUE	PRINCIPAL COST	ORIGINAL PREMIUM OR DISCOUNT	BEGINNING BOOK VALUE	CURRENT PERIOD AMORT	ENDING BOOK VALUE	TOTAL AMORTIZATION	UNAMORTIZED BALANCE
06741FKP1	BARCLAYS BNK PLC 10/23/24	10,000,000.00	9,734,991.67	(265,008.33)	9,784,400.00	137,744.44	9,922,144.45	187,152.78	(77,855.55)
06054NMG3	BOFA SECURITIES 12/16/24	10,000,000.00	9,614,433.33	(385,566.67)	9,716,200.00	131,866.67	9,848,066.67	233,633.34	(151,933.33)
3133EN6A3	FED FARM CR BNKS 4.000 01/13/26	10,000,000.00	10,032,100.00	32,100.00	10,017,370.11	(2,703.98)	10,014,666.13	(17,433.87)	14,666.13
3133EPC37	FED FARM CR BNKS 4.875 11/13/25	10,000,000.00	9,989,910.00	(10,090.00)	9,992,588.91	1,286.45	9,993,875.36	3,965.36	(6,124.64)
3130AWER7	FHLBANKS 4.625 06/06/25	8,000,000.00	7,993,360.00	(6,640.00)	7,996,605.24	844.10	7,997,449.34	4,089.34	(2,550.66)
3130AWER7	FHLBANKS 4.625 06/06/25	2,000,000.00	1,998,327.50	(1,672.50)	1,999,144.92	212.62	1,999,357.53	1,030.03	(642.47)
62479LKX2	MUFG BANK NY 10/31/24	5,000,000.00	4,863,533.33	(136,466.67)	4,887,266.66	68,233.34	4,955,500.00	91,966.67	(44,500.00)
TOTAL		55,000,000.00	54,226,655.83	(773,344.17)	54,393,575.84	337,483.64	54,731,059.48	504,403.65	(268,940.52)

GRAND TOTAL		291,000,000.00	285,565,243.94	(5,434,756.06)	273,610,530.61	1,190,377.19	229,293,630.01	3,728,386.07	(1,706,369.99)
--------------------	--	-----------------------	-----------------------	-----------------------	-----------------------	---------------------	-----------------------	---------------------	-----------------------



Accrued Interest Schedule

IDENTIFIER	DESCRIPTION	SETTLE DATE	PAR VALUE	PRINCIPAL COST	BEGINNING ACCRUED INTEREST	PURCHASED INTEREST	CURRENT PERIOD ACCRUAL	INTEREST RECEIVED	ENDING ACCRUED INTEREST
2020 BOND SERIES									
62479LKX2	MUFG BANK NY 10/31/24	2024-04-30	5,000,000.00	4,863,533.33	0.00	0.00	0.00	0.00	0.00
TEXPOOL	TexPool	2024-08-31	28,003,437.72	28,003,437.72	0.00	0.00	339,395.81	339,395.81	0.00
TOTAL			33,003,437.72	32,866,971.05	0.00	0.00	339,395.81	339,395.81	0.00

BUILDING									
22533TNF9	CREDIT AGRY NY 01/15/25	2024-07-16	5,000,000.00	4,866,600.00	0.00	0.00	0.00	0.00	0.00
22533TR73	CREDIT AGRY NY 04/07/25	2024-07-16	10,000,000.00	9,626,122.22	0.00	0.00	0.00	0.00	0.00
3133EN5Q9	FED FARM CR BNKS 4.500 01/10/25	2023-01-11	5,000,000.00	5,013,700.00	88,125.00	0.00	56,250.00	112,500.00	31,875.00
3130AMT85	FEDERAL HOME LOAN BANKS 0.4 06/28/2024	2021-06-28	0.00	0.00	17,000.00	0.00	3,000.00	20,000.00	0.00
3130ANNS5	FEDERAL HOME LOAN BANKS 0.5 08/28/2024	2021-08-30	0.00	0.00	6,458.33	0.00	6,041.67	12,500.00	0.00
3130AQCM3	FHLBANKS 1.000 12/20/24 '24	2021-12-20	5,000,000.00	5,000,000.00	22,361.11	0.00	12,500.00	25,000.00	9,861.11
3130ARD24	FHLBANKS 2.010 09/30/24 '24	2023-05-24	10,000,000.00	9,613,500.00	34,058.33	0.00	50,250.00	0.00	84,308.33
3130ATUC9	FHLBANKS 4.500 12/12/25	2023-01-10	10,000,000.00	10,108,500.00	211,250.00	0.00	112,500.00	225,000.00	98,750.00
62479LK46	MUFG BANK NY 10/04/24	2024-01-18	10,000,000.00	9,639,611.11	0.00	0.00	0.00	0.00	0.00
TEXPOOL	TexPool	2024-08-31	16,986,395.61	16,986,395.61	0.00	0.00	213,656.88	213,656.88	0.00
TEXSTAR	TexSTAR	2024-08-31	3,179,580.16	3,179,580.16	0.00	0.00	345,200.25	345,200.25	0.00
912828YE4	UNITED STATES TREASURY 1.25 08/31/2024	2022-04-18	5,000,000.00	5,000,000.00	15,794.84	0.00	15,455.16	0.00	31,250.00
91282CED9	US TREASURY 1.750 03/15/25	2024-03-27	15,000,000.00	14,538,867.19	55,638.59	8,559.78	65,625.00	0.00	121,263.59
TOTAL			95,165,975.77	93,572,876.29	450,686.20	8,559.78	880,478.96	953,857.13	377,308.03

DEBT SERVICE									
TEXPOOL	TexPool	2024-08-31	13,836,000.94	13,836,000.94	0.00	0.00	314,573.32	314,573.32	0.00
TOTAL			13,836,000.94	13,836,000.94	0.00	0.00	314,573.32	314,573.32	0.00

OPERATING									
3135G04Z3	FANNIE MAE 0.500 06/17/25	2023-01-23	7,500,000.00	6,906,450.00	17,083.33	0.00	9,375.00	18,750.00	7,708.33
3135G03U5	FANNIE MAE 0.625 04/22/25	2022-08-05	5,000,000.00	4,673,949.80	3,385.42	0.00	7,812.50	0.00	11,197.92



Accrued Interest Schedule

IDENTIFIER	DESCRIPTION	SETTLE DATE	PAR VALUE	PRINCIPAL COST	BEGINNING ACCRUED INTEREST	PURCHASED INTEREST	CURRENT PERIOD ACCRUAL	INTEREST RECEIVED	ENDING ACCRUED INTEREST
31422XMV1	FARMER MAC 0.500 10/04/24'24 MTN	2021-10-04	5,000,000.00	5,000,000.00	3,958.33	0.00	6,250.00	0.00	10,208.33
3133EN7J3	FED FARM CR BNKS 3.875 02/02/26	2023-02-02	7,500,000.00	7,472,550.00	96,067.71	0.00	72,656.25	145,312.50	23,411.46
3133ENZ94	FED FARM CR BNKS 4.500 11/18/24	2023-01-19	10,000,000.00	10,031,011.40	16,250.00	0.00	112,500.00	0.00	128,750.00
3133EP7C3	FED FARM CR BNKS 4.625 04/01/26	2024-04-30	7,500,000.00	7,444,333.73	57,812.50	27,942.71	86,718.75	0.00	144,531.25
3133ENYX2	FEDERAL FARM CREDIT BANKS FUND- ING CORP 3.25 06/17/2024	2022-07-25	0.00	0.00	74,027.78	0.00	7,222.22	81,250.00	0.00
3130AWTQ3	FHLBANKS 4.625 09/11/26	2023-09-25	25,000,000.00	24,759,469.25	256,944.44	0.00	289,062.50	0.00	546,006.94
3130AXU63	FHLBANKS 4.625 11/17/26	2023-11-22	8,000,000.00	7,986,936.00	14,388.89	0.00	92,500.00	0.00	106,888.89
3134GXZT4	FREDDIE MAC 4.000 07/14/25 '24 MTN	2022-07-14	5,000,000.00	5,000,000.00	76,111.11	0.00	50,000.00	0.00	126,111.11
515327828	JPMorgan Chase Commercial Checking Account	2024-08-31	155,731.06	155,731.06	0.00	0.00	0.00	0.00	0.00
TEXPOOL	TexPool	2024-08-31	36,305,835.67	36,305,835.67	0.00	0.00	770,070.42	770,070.42	0.00
TEXSTAR	TexSTAR	2024-08-31	485,380.76	485,380.76	0.00	0.00	136,313.98	136,313.98	0.00
TXRANGE	Texas Range TexasDAILY Fund	2024-08-31	5,678,624.19	5,678,624.19	0.00	0.00	75,012.48	75,012.48	0.00
912828ZT0	US TREASURY 0.250 05/31/25	2022-06-15	5,000,000.00	4,557,031.25	34.15	0.00	3,142.08	0.00	3,176.23
91282CFP1	US TREASURY 4.250 10/15/25	2023-11-22	8,000,000.00	7,905,937.50	43,661.20	0.00	85,464.48	0.00	129,125.68
91282CGR6	US TREASURY 4.625 03/15/26	2024-04-29	7,500,000.00	7,446,386.72	73,522.42	42,416.78	86,718.75	0.00	160,241.17
TOTAL			143,625,571.68	141,809,627.33	733,247.29	70,359.49	1,890,819.41	1,226,709.38	1,397,357.32

STABILIZATION									
06741FKP1	BARCLAYS BNK PLC 10/23/24	2024-04-29	10,000,000.00	9,734,991.67	0.00	0.00	0.00	0.00	0.00
06054NMG3	BOFA SECURITIES 12/16/24	2024-03-22	10,000,000.00	9,614,433.33	0.00	0.00	0.00	0.00	0.00
3133EN6A3	FED FARM CR BNKS 4.000 01/13/26	2023-01-17	10,000,000.00	10,032,100.00	153,333.33	0.00	100,000.00	0.00	253,333.33
3133EPC37	FED FARM CR BNKS 4.875 11/13/25	2023-11-22	10,000,000.00	9,989,910.00	24,375.00	0.00	121,875.00	0.00	146,250.00
3130AWER7	FHLBANKS 4.625 06/06/25	2023-06-12	8,000,000.00	7,993,360.00	179,861.11	0.00	92,500.00	185,000.00	87,361.11
3130AWER7	FHLBANKS 4.625 06/06/25	2023-06-12	2,000,000.00	1,998,327.50	44,965.28	0.00	23,125.00	46,250.00	21,840.28
62479LX2	MUFG BANK NY 10/31/24	2024-04-30	5,000,000.00	4,863,533.33	0.00	0.00	0.00	0.00	0.00
TEXPOOL	TexPool	2024-08-31	30,980,507.48	30,980,507.48	0.00	0.00	409,453.72	409,453.72	0.00
TOTAL			85,980,507.48	85,207,163.31	402,534.72	0.00	746,953.72	640,703.72	508,784.72



Accrued Interest Schedule

IDENTIFIER	DESCRIPTION	SETTLE DATE	PAR VALUE	PRINCIPAL COST	BEGINNING ACCRUED INTEREST	PURCHASED INTEREST	CURRENT PERIOD ACCRUAL	INTEREST RECEIVED	ENDING ACCRUED INTEREST
TEXAS CONNECT									
139999998	Texas Connect	2024-08-31	12,030,317.21	12,030,317.21	0.00	0.00	30,317.21	30,317.21	0.00
TOTAL			12,030,317.21	12,030,317.21	0.00	0.00	30,317.21	30,317.21	0.00
TEXAS CONNECT-BLDG									
139999998	Texas Connect	2024-08-31	28,070,740.15	28,070,740.15	0.00	0.00	70,740.15	70,740.15	0.00
TOTAL			28,070,740.15	28,070,740.15	0.00	0.00	70,740.15	70,740.15	0.00
GRAND TOTAL			411,712,550.95	407,393,696.28	1,586,468.21	78,919.27	4,273,278.58	3,576,296.72	2,283,450.07



Earnings by Fund

CUSIP	DESCRIPTION	ENDING PAR VALUE	BEGINNING BOOK VALUE	ENDING BOOK VALUE	FINAL MATURITY	COUPON RATE	YIELD	INTEREST EARNED	NET AMORTIZATION/ ACCRETION INCOME	NET REALIZED GAIN/LOSS	ADJUSTED INTEREST EARNINGS
2020 BOND SERIES											
22533TFJ0	Credit Agricole Corporate And Investment Bank, New 0.0 06/18/2024	0.00	4,986,730.56	0.00	06/18/2024	0.00	5.82	0.00	13,269.44	0.00	13,269.44
4497W0FE3	ING (U.S.) Funding LLC 0.0 06/14/2024	0.00	9,979,669.44	0.00	06/14/2024	0.00	5.83	0.00	20,330.56	0.00	20,330.56
62479LKX2	MUFG BANK NY 10/31/24	5,000,000.00	4,887,266.66	4,955,500.00	10/31/2024	0.00	5.49	0.00	68,233.34	0.00	68,233.34
TEXPOOL	TexPool	28,003,437.72	12,745,218.47	28,003,437.72	08/31/2024	5.34	5.30	339,395.81	0.00	0.00	339,395.81
TOTAL		33,003,437.72	32,598,885.13	32,958,937.72		4.53	5.33	339,395.81	101,833.34	0.00	441,229.15
BUILDING											
22533TNF9	CREDIT AGRINY 01/15/25	5,000,000.00	0.00	4,900,861.20	01/15/2025	0.00	5.39	0.00	34,261.20	0.00	34,261.20
22533TR73	CREDIT AGRINY 04/07/25	10,000,000.00	0.00	9,692,432.62	04/07/2025	0.00	5.24	0.00	66,310.40	0.00	66,310.40
3130AMT85	FEDERAL HOME LOAN BANKS 0.4 06/28/2024	0.00	10,000,000.00	0.00	06/28/2024	0.40	0.40	3,000.00	0.00	0.00	3,000.00
3130ANNS5	FEDERAL HOME LOAN BANKS 0.5 08/28/2024	0.00	5,000,000.00	0.00	08/28/2024	0.50	0.50	6,041.67	0.00	0.00	6,041.67
3130AQCM3	FHLBANKS 1.000 12/20/24 '24	5,000,000.00	5,000,000.00	5,000,000.00	12/20/2024	1.00	1.00	12,500.00	0.00	0.00	12,500.00
3130ARD24	FHLBANKS 2.010 09/30/24 '24	10,000,000.00	9,905,182.56	9,977,275.16	09/30/2024	2.01	5.00	50,250.00	72,092.60	0.00	122,342.60
3130ATUC9	FHLBANKS 4.500 12/12/25	10,000,000.00	10,056,842.63	10,047,487.50	12/12/2025	4.50	4.10	112,500.00	(9,355.14)	0.00	103,144.86
3133EN5Q9	FED FARM CR BNKS 4.500 01/10/25	5,000,000.00	5,004,181.11	5,002,456.17	01/10/2025	4.50	4.36	56,250.00	(1,724.94)	0.00	54,525.06
62479LK46	MUFG BANK NY 10/04/24	10,000,000.00	9,826,736.11	9,954,258.33	10/04/2024	0.00	5.15	0.00	127,522.22	0.00	127,522.22
912828YE4	UNITED STATES TREASURY 1.25 08/31/2024	5,000,000.00	4,985,387.20	5,000,000.00	08/31/2024	1.25	2.47	15,455.16	14,612.80	0.00	30,067.97
91282CED9	US TREASURY 1.750 03/15/25	15,000,000.00	14,625,084.66	14,745,266.58	03/15/2025	1.75	5.05	65,625.00	120,181.92	0.00	185,806.92
TEXPOOL	TexPool	16,986,395.61	15,870,460.95	16,986,395.61	08/31/2024	5.34	5.30	213,656.88	0.00	0.00	213,656.88
TEXSTAR	TexSTAR	3,179,580.16	30,834,379.91	3,179,580.16	08/31/2024	5.30	5.29	345,200.25	0.00	0.00	345,200.25
TOTAL		95,165,975.77	121,108,255.13	94,486,013.33		2.53	4.78	880,478.96	423,901.07	0.00	1,304,380.03
DEBT SERVICE											
89119AGN2	The Toronto-Dominion Bank 0.0 07/22/2024	0.00	19,849,833.33	0.00	07/22/2024	0.00	5.42	0.00	150,166.67	0.00	150,166.67
TEXPOOL	TexPool	13,836,000.94	16,941,741.60	13,836,000.94	08/31/2024	5.34	5.30	314,573.32	0.00	0.00	314,573.32



Earnings by Fund

CUSIP	DESCRIPTION	ENDING PAR VALUE	BEGINNING BOOK VALUE	ENDING BOOK VALUE	FINAL MATURITY	COUPON RATE	YIELD	INTEREST EARNED	NET AMORTIZATION/ ACCRETION INCOME	NET REALIZED GAIN/LOSS	ADJUSTED INTEREST EARNINGS
TOTAL		13,836,000.94	36,791,574.93	13,836,000.94		5.34	5.30	314,573.32	150,166.67	0.00	464,739.99

OPERATING											
3130AWTQ3	FHLBANKS 4.625 09/11/26	25,000,000.00	24,814,939.66	24,835,403.06	09/11/2026	4.63	4.97	289,062.50	20,463.40	0.00	309,525.90
3130AXU63	FHLBANKS 4.625 11/17/26	8,000,000.00	7,989,230.78	7,990,332.85	11/17/2026	4.63	4.68	92,500.00	1,102.08	0.00	93,602.08
3133EN7J3	FED FARM CR BNKS 3.875 02/02/26	7,500,000.00	7,484,714.65	7,487,016.21	02/02/2026	3.88	4.01	72,656.25	2,301.56	0.00	74,957.81
3133ENYX2	FEDERAL FARM CREDIT BANKS FUNDING CORP 3.25 06/17/2024	0.00	4,999,994.20	0.00	06/17/2024	3.25	3.25	7,222.22	5.80	0.00	7,228.02
3133ENZ94	FED FARM CR BNKS 4.500 11/18/24	10,000,000.00	10,007,875.68	10,003,613.55	11/18/2024	4.50	4.32	112,500.00	(4,262.13)	0.00	108,237.87
3133EP7C3	FED FARM CR BNKS 4.625 04/01/26	7,500,000.00	7,446,874.84	7,454,180.55	04/01/2026	4.63	5.03	86,718.75	7,305.70	0.00	94,024.45
3134GXZT4	FREDDIE MAC 4.000 07/14/25 '24 MTN	5,000,000.00	5,000,000.00	5,000,000.00	07/14/2025	4.00	4.00	50,000.00	0.00	0.00	50,000.00
3135G03U5	FANNIE MAE 0.625 04/22/25	5,000,000.00	4,892,903.37	4,923,219.95	04/22/2025	0.63	3.15	7,812.50	30,316.58	0.00	38,129.08
3135G04Z3	FANNIE MAE 0.500 06/17/25	7,500,000.00	7,241,698.41	7,304,070.45	06/17/2025	0.50	3.99	9,375.00	62,372.04	0.00	71,747.04
31422XMV1	FARMER MAC 0.500 10/04/24 '24 MTN	5,000,000.00	5,000,000.00	5,000,000.00	10/04/2024	0.50	0.50	6,250.00	0.00	0.00	6,250.00
515327828	JPMorgan Chase Commercial Checking Account	155,731.06	100,119.59	155,731.06	08/31/2024	0.00	0.00	0.00	0.00	0.00	0.00
912828ZT0	US TREASURY 0.250 05/31/25	5,000,000.00	4,850,841.24	4,888,540.70	05/31/2025	0.25	3.42	3,142.08	37,699.47	0.00	40,841.54
91282CFP1	US TREASURY 4.250 10/15/25	8,000,000.00	7,931,998.11	7,944,485.48	10/15/2025	4.25	4.90	85,464.48	12,487.37	0.00	97,951.85
91282CGR6	US TREASURY 4.625 03/15/26	7,500,000.00	7,448,969.55	7,456,170.17	03/15/2026	4.63	5.03	86,718.75	7,200.62	0.00	93,919.37
TEXPOOL	TexPool	36,305,835.67	64,820,500.20	36,305,835.67	08/31/2024	5.34	5.30	770,070.42	0.00	0.00	770,070.42
TEXSTAR	TexSTAR	485,380.76	12,349,066.78	485,380.76	08/31/2024	5.30	5.29	136,313.98	0.00	0.00	136,313.98
TXRANGE	Texas Range TexasDAILY Fund	5,678,624.19	5,603,611.71	5,678,624.19	08/31/2024	5.04	5.30	75,012.48	0.00	0.00	75,012.48
TOTAL		143,625,571.68	187,983,338.78	142,912,604.66		4.10	4.60	1,890,819.41	176,992.48	0.00	2,067,811.89

STABILIZATION											
06054NMG3	BOFA SECURITIES 12/16/24	10,000,000.00	9,716,200.00	9,848,066.67	12/16/2024	0.00	5.33	0.00	131,866.67	0.00	131,866.67
06741FKP1	BARCLAYS BNK PLC 10/23/24	10,000,000.00	9,784,400.00	9,922,144.45	10/23/2024	0.00	5.54	0.00	137,744.44	0.00	137,744.44
3130AWER7	FHLBANKS 4.625 06/06/25	8,000,000.00	7,996,605.24	7,997,449.34	06/06/2025	4.63	4.67	92,500.00	844.10	0.00	93,344.10
3130AWER7	FHLBANKS 4.625 06/06/25	2,000,000.00	1,999,144.92	1,999,357.53	06/06/2025	4.63	4.67	23,125.00	212.62	0.00	23,337.62



Earnings by Fund

CUSIP	DESCRIPTION	ENDING PAR VALUE	BEGINNING BOOK VALUE	ENDING BOOK VALUE	FINAL MATURITY	COUPON RATE	YIELD	INTEREST EARNED	NET AMORTIZATION/ACCRETION INCOME	NET REALIZED GAIN/LOSS	ADJUSTED INTEREST EARNINGS
3133EN6A3	FED FARM CR BNKS 4.000 01/13/26	10,000,000.00	10,017,370.11	10,014,666.13	01/13/2026	4.00	3.89	100,000.00	(2,703.98)	0.00	97,296.02
3133EPC37	FED FARM CR BNKS 4.875 11/13/25	10,000,000.00	9,992,588.91	9,993,875.36	11/13/2025	4.88	4.93	121,875.00	1,286.45	0.00	123,161.45
62479LKX2	MUFG BANK NY 10/31/24	5,000,000.00	4,887,266.66	4,955,500.00	10/31/2024	0.00	5.49	0.00	68,233.34	0.00	68,233.34
TEXPOOL	TexPool	30,980,507.48	30,139,803.76	30,980,507.48	08/31/2024	5.34	5.30	409,453.72	0.00	0.00	409,453.72
TOTAL		85,980,507.48	84,533,379.60	85,711,566.96		3.51	5.06	746,953.72	337,483.64	0.00	1,084,437.36
TEXAS CONNECT											
139999998	Texas Connect	12,030,317.21	0.00	12,030,317.21	08/31/2024	0.00	5.41	30,317.21	0.00	0.00	30,317.21
TOTAL		12,030,317.21	0.00	12,030,317.21		0.00	5.41	30,317.21	0.00	0.00	30,317.21
TEXAS CONNECT-BLDG											
139999998	Texas Connect	28,070,740.15	0.00	28,070,740.15	08/31/2024	0.00	5.41	70,740.15	0.00	0.00	70,740.15
TOTAL		28,070,740.15	0.00	28,070,740.15		0.00	5.41	70,740.15	0.00	0.00	70,740.15
GRAND TOTAL		411,712,550.95	463,015,433.58	410,006,180.96		3.30	4.90	4,273,278.58	1,190,377.19	0.00	5,463,655.77

Projected Cashflows

For the Period September 01, 2024 to February 28, 2025

CUSIP	DESCRIPTION	POST DATE	TRANSACTION TYPE	AMOUNT
BUILDING				
SEP 2024				
912828YE4	UNITED STATES TREASURY 1.25 08/31/2024	09/03/2024	Final Maturity	5,000,000.00
912828YE4	UNITED STATES TREASURY 1.25 08/31/2024	09/03/2024	Coupon	31,250.00
91282CED9	US TREASURY 1.750 03/15/25	09/16/2024	Coupon	131,250.00
3130ARD24	FHLBANKS 2.010 09/30/24 '24	09/30/2024	Final Maturity	10,000,000.00
3130ARD24	FHLBANKS 2.010 09/30/24 '24	09/30/2024	Coupon	100,500.00
SEP 2024 TOTAL				15,263,000.00
OCT 2024				
62479LK46	MUFG BANK NY 10/04/24	10/04/2024	Final Maturity	10,000,000.00
OCT 2024 TOTAL				10,000,000.00
DEC 2024				
3130ATUC9	FHLBANKS 4.500 12/12/25	12/12/2024	Coupon	225,000.00
3130AQCM3	FHLBANKS 1.000 12/20/24 '24	12/20/2024	Final Maturity	5,000,000.00
3130AQCM3	FHLBANKS 1.000 12/20/24 '24	12/20/2024	Coupon	25,000.00
DEC 2024 TOTAL				5,250,000.00
JAN 2025				
3133EN5Q9	FED FARM CR BNKS 4.500 01/10/25	01/10/2025	Coupon	112,500.00
3133EN5Q9	FED FARM CR BNKS 4.500 01/10/25	01/10/2025	Final Maturity	5,000,000.00
22533TNF9	CREDIT AGRI NY 01/15/25	01/15/2025	Final Maturity	5,000,000.00
JAN 2025 TOTAL				10,112,500.00
FEB 2025				
9128284V9	US TREASURY 2.875 08/15/28	02/18/2025	Coupon	86,250.00
91282CLG4	US TREASURY 3.750 08/15/27	02/18/2025	Coupon	75,000.00
FEB 2025 TOTAL				161,250.00

Projected Cashflows

For the Period September 01, 2024 to February 28, 2025

CUSIP	DESCRIPTION	POST DATE	TRANSACTION TYPE	AMOUNT
BUILDING TOTAL				40,786,750.00
OPERATING				
JUL 2024				
3134GXZT4	FREDDIE MAC 4.000 07/14/25 '24 MTN	07/15/2024	Coupon	100,000.00
3133EN6A3	FED FARM CR BNKS 4.000 01/13/26	07/15/2024	Coupon	200,000.00
JUL 2024 TOTAL				300,000.00
SEP 2024				
3130AWTQ3	FHLBANKS 4.625 09/11/26	09/11/2024	Coupon	578,125.00
91282CGR6	US TREASURY 4.625 03/15/26	09/16/2024	Coupon	173,437.50
SEP 2024 TOTAL				751,562.50
OCT 2024				
3133EP7C3	FED FARM CR BNKS 4.625 04/01/26	10/01/2024	Coupon	173,437.50
31422XMV1	FARMER MAC 0.500 10/04/24 '24 MTN	10/04/2024	Final Maturity	5,000,000.00
31422XMV1	FARMER MAC 0.500 10/04/24 '24 MTN	10/04/2024	Coupon	12,500.00
91282CFP1	US TREASURY 4.250 10/15/25	10/15/2024	Coupon	170,000.00
3135G03U5	FANNIE MAE 0.625 04/22/25	10/22/2024	Coupon	15,625.00
62479LKX2	MUFG BANK NY 10/31/24	10/31/2024	Final Maturity	10,000,000.00
OCT 2024 TOTAL				15,371,562.50
NOV 2024				
3133EPC37	FED FARM CR BNKS 4.875 11/13/25	11/13/2024	Coupon	243,750.00
3133ENZ94	FED FARM CR BNKS 4.500 11/18/24	11/18/2024	Final Maturity	10,000,000.00
3130AXU63	FHLBANKS 4.625 11/17/26	11/18/2024	Coupon	185,000.00
3133ENZ94	FED FARM CR BNKS 4.500 11/18/24	11/18/2024	Coupon	225,000.00
NOV 2024 TOTAL				10,653,750.00

Projected Cashflows

For the Period September 01, 2024 to February 28, 2025

CUSIP	DESCRIPTION	POST DATE	TRANSACTION TYPE	AMOUNT
DEC 2024				
912828ZT0	US TREASURY 0.250 05/31/25	12/02/2024	Coupon	6,250.00
3130AWER7	FHLBANKS 4.625 06/06/25	12/06/2024	Coupon	231,250.00
06054NMG3	BOFA SECURITIES 12/16/24	12/16/2024	Final Maturity	10,000,000.00
3135G04Z3	FANNIE MAE 0.500 06/17/25	12/17/2024	Coupon	18,750.00
DEC 2024 TOTAL				10,256,250.00
JAN 2025				
3133EN6A3	FED FARM CR BNKS 4.000 01/13/26	01/13/2025	Coupon	200,000.00
3134GXZT4	FREDDIE MAC 4.000 07/14/25 '24 MTN	01/14/2025	Coupon	100,000.00
JAN 2025 TOTAL				300,000.00
FEB 2025				
3133EN7J3	FED FARM CR BNKS 3.875 02/02/26	02/03/2025	Coupon	145,312.50
FEB 2025 TOTAL				145,312.50
OPERATING TOTAL				37,778,437.50
STABILIZATION				
OCT 2024				
06741FKP1	BARCLAYS BNK PLC 10/23/24	10/23/2024	Final Maturity	10,000,000.00
OCT 2024 TOTAL				10,000,000.00
STABILIZATION TOTAL				10,000,000.00
GRAND TOTAL				88,565,187.50



Change in Value

IDENTIFIER	ISSUER PAR VALUE	YIELD	TRADE DATE MATURITY DATE	INTEREST ACCRUAL INTEREST RECEIVED	BEGINNING BOOK VALUE BEGINNING MARKET VALUE	PURCHASES/ ADDITIONS	REDEMPTIONS	CHANGE IN BOOK VALUE CHANGE IN MARKET VALUE	ENDING BOOK VALUE ENDING MARKET VALUE
2020 BOND SERIES									
4497W0FE3	ING (U.S.) Funding LLC 0.0 06/14/2024 0.00	5.83	09/26/2023 06/14/2024	0.00 0.00	9,979,669.44 9,979,669.44	0.00	(10,000,000.00)	(9,979,669.44) (9,979,669.44)	0.00 0.00
22533TFJ0	Credit Agricole Corporate And In- vestment Bank, New 0.0 06/18/2024 0.00	5.82	09/26/2023 06/18/2024	0.00 0.00	4,986,730.56 4,986,730.56	0.00	(5,000,000.00)	(4,986,730.56) (4,986,730.56)	0.00 0.00
TEXPOOL	TexPool 28,003,437.72	5.30	08/31/2024	339,395.81 339,395.81	12,745,218.47 12,745,218.47	15,258,219.25	0.00	15,258,219.25 15,258,219.25	28,003,437.72 28,003,437.72
62479LKX2	MUFG BANK NY 10/31/24 5,000,000.00	5.49	04/30/2024 10/31/2024	0.00 0.00	4,887,266.66 4,887,266.66	0.00	0.00	68,233.34 68,233.34	4,955,500.00 4,955,500.00
TOTAL		5.33		339,395.81 339,395.81	32,598,885.13 32,598,885.13	15,258,219.25	(15,000,000.00)	360,052.59 360,052.59	32,958,937.72 32,958,937.72

BUILDING									
3130AMT85	FEDERAL HOME LOAN BANKS 0.4 06/28/2024 0.00	0.40	06/03/2021 06/28/2024	3,000.00 20,000.00	10,000,000.00 9,966,200.00	0.00	(10,000,000.00)	(10,000,000.00) (9,966,200.00)	0.00 0.00
3130ANNS5	FEDERAL HOME LOAN BANKS 0.5 08/28/2024 0.00	0.50	07/10/2021 08/28/2024	6,041.67 12,500.00	5,000,000.00 4,939,300.00	0.00	(5,000,000.00)	(5,000,000.00) (4,939,300.00)	0.00 0.00
TEXSTAR	TexSTAR 3,179,580.16	5.29	08/31/2024	345,200.25 345,200.25	30,834,379.91 30,834,379.91	274,346.04	(27,929,145.79)	(27,654,799.75) (27,654,799.75)	3,179,580.16 3,179,580.16
TEXPOOL	TexPool 16,986,395.61	5.30	08/31/2024	213,656.88 213,656.88	15,870,460.95 15,870,460.95	15,413,340.73	(14,297,406.07)	1,115,934.66 1,115,934.66	16,986,395.61 16,986,395.61
912828YE4	UNITED STATES TREASURY 1.25 08/31/2024 5,000,000.00	2.47	04/13/2022 08/31/2024	15,455.16 0.00	4,985,387.20 4,950,000.00	0.00	(5,000,000.00)	14,612.80 50,000.00	5,000,000.00 5,000,000.00
3130ARD24	FHLBANKS 2.010 09/30/24 '24 10,000,000.00	5.00	05/22/2023 09/30/2024	50,250.00 0.00	9,905,182.56 9,883,100.00	0.00	0.00	72,092.60 89,700.00	9,977,275.16 9,972,800.00
62479LK46	MUFG BANK NY 10/04/24 10,000,000.00	5.15	01/18/2024 10/04/2024	0.00 0.00	9,826,736.11 9,826,736.11	0.00	0.00	127,522.22 127,522.22	9,954,258.33 9,954,258.33
3130AQC3	FHLBANKS 1.000 12/20/24 '24 5,000,000.00	1.00	12/10/2021 12/20/2024	12,500.00 25,000.00	5,000,000.00 4,878,600.00	0.00	0.00	0.00 57,050.00	5,000,000.00 4,935,650.00
3133EN5Q9	FED FARM CR BNKS 4.500 01/10/25 5,000,000.00	4.36	01/09/2023 01/10/2025	56,250.00 112,500.00	5,004,181.11 4,972,450.00	0.00	0.00	(1,724.94) 15,750.00	5,002,456.17 4,988,200.00
22533TNF9	CREDIT AGRIN Y 01/15/25 5,000,000.00	5.39	07/16/2024 01/15/2025	0.00 0.00	0.00 0.00	4,866,600.00	0.00	4,900,861.20 4,900,861.20	4,900,861.20 4,900,861.20
91282CED9	US TREASURY 1.750 03/15/25 15,000,000.00	5.05	03/27/2024 03/15/2025	65,625.00 0.00	14,625,084.66 14,600,976.60	0.00	0.00	120,181.92 169,335.90	14,745,266.58 14,770,312.50



Change in Value

IDENTIFIER	ISSUER PAR VALUE	YIELD	TRADE DATE MATURITY DATE	INTEREST ACCRUAL INTEREST RECEIVED	BEGINNING BOOK VALUE BEGINNING MARKET VALUE	PURCHASES/ ADDITIONS	REDEMPTIONS	CHANGE IN BOOK VALUE CHANGE IN MARKET VALUE	ENDING BOOK VALUE ENDING MARKET VALUE
22533TR73	CREDIT AGRIN Y 04/07/25 10,000,000.00	5.24	07/16/2024 04/07/2025	0.00 0.00	0.00 0.00	9,626,122.22	0.00	9,692,432.62 9,692,432.62	9,692,432.62 9,692,432.62
3130ATUC9	FHLBANKS 4.500 12/12/25 10,000,000.00	4.10	01/06/2023 12/12/2025	112,500.00 225,000.00	10,056,842.63 9,907,300.00	0.00	0.00	(9,355.14) 121,400.00	10,047,487.50 10,028,700.00
TOTAL		4.78		880,478.96 953,857.13	121,108,255.13 120,629,503.57	30,180,408.99	(62,226,551.86)	(31,622,241.80) (31,220,313.15)	94,486,013.33 94,409,190.42

DEBT SERVICE									
89119AGN2	The Toronto-Dominion Bank 0.0 07/22/2024 0.00	5.42	03/22/2024 07/22/2024	0.00 0.00	19,849,833.33 19,849,833.33	0.00	(20,000,000.00)	(19,849,833.33) (19,849,833.33)	0.00 0.00
TEXPOOL	TexPool 13,836,000.94	5.30	08/31/2024	314,573.32 314,573.32	16,941,741.60 16,941,741.60	25,026,728.95	(28,132,469.61)	(3,105,740.66) (3,105,740.66)	13,836,000.94 13,836,000.94
TOTAL		5.30		314,573.32 314,573.32	36,791,574.93 36,791,574.93	25,026,728.95	(48,132,469.61)	(22,955,573.99) (22,955,573.99)	13,836,000.94 13,836,000.94

OPERATING									
3133ENYX2	FEDERAL FARM CREDIT BANKS FUNDING CORP 3.25 06/17/2024 0.00	3.25	07/21/2022 06/17/2024	7,222.22 81,250.00	4,999,994.20 4,995,900.00	0.00	(5,000,000.00)	(4,999,994.20) (4,995,900.00)	0.00 0.00
TEXPOOL	TexPool 36,305,835.67	5.30	08/31/2024	770,070.42 770,070.42	64,820,500.20 64,820,500.20	0.00	(28,514,664.53)	(28,514,664.53) (28,514,664.53)	36,305,835.67 36,305,835.67
TXRANGE	Texas Range TexasDAILY Fund 5,678,624.19	5.30	08/31/2024	75,012.48 75,012.48	5,603,611.71 5,603,611.71	75,012.48	0.00	75,012.48 75,012.48	5,678,624.19 5,678,624.19
515327828	JPMorgan Chase Commercial Checking Account 155,731.06	0.00	08/31/2024	0.00 0.00	100,119.59 100,119.59	66,303.84	(10,692.37)	55,611.47 55,611.47	155,731.06 155,731.06
TEXSTAR	TexSTAR 485,380.76	5.29	08/31/2024	136,313.98 136,313.98	12,349,066.78 12,349,066.78	109,874.68	(11,973,560.70)	(11,863,686.02) (11,863,686.02)	485,380.76 485,380.76
31422XMV1	FARMER MAC 0.500 10/04/24 '24 MTN 5,000,000.00	0.50	09/14/2021 10/04/2024	6,250.00 0.00	5,000,000.00 4,915,150.00	0.00	0.00	0.00 63,400.00	5,000,000.00 4,978,550.00
3133ENZ94	FED FARM CR BNKS 4.500 11/18/24 10,000,000.00	4.32	01/17/2023 11/18/2024	112,500.00 0.00	10,007,875.68 9,957,900.00	0.00	0.00	(4,262.13) 25,700.00	10,003,613.55 9,983,600.00
3135G03U5	FANNIE MAE 0.625 04/22/25 5,000,000.00	3.15	08/03/2022 04/22/2025	7,812.50 0.00	4,892,903.37 4,800,900.00	0.00	0.00	30,316.58 72,650.00	4,923,219.95 4,873,550.00
912828ZT0	US TREASURY 0.250 05/31/25 5,000,000.00	3.42	05/13/2022 05/31/2025	3,142.08 0.00	4,850,841.24 4,762,500.00	0.00	0.00	37,699.47 80,664.05	4,888,540.70 4,843,164.05
3135G04Z3	FANNIE MAE 0.500 06/17/25 7,500,000.00	3.99	01/19/2023 06/17/2025	9,375.00 18,750.00	7,241,698.41 7,152,375.00	0.00	0.00	62,372.04 114,300.00	7,304,070.45 7,266,675.00



Change in Value

IDENTIFIER	ISSUER PAR VALUE	YIELD	TRADE DATE MATURITY DATE	INTEREST ACCRUAL INTEREST RECEIVED	BEGINNING BOOK VALUE BEGINNING MARKET VALUE	PURCHASES/ ADDITIONS	REDEMPTIONS	CHANGE IN BOOK VALUE CHANGE IN MARKET VALUE	ENDING BOOK VALUE ENDING MARKET VALUE
3134GXZT4	FREDDIE MAC 4.000 07/14/25 '24 MTN 5,000,000.00	4.00	06/14/2022 07/14/2025	50,000.00 0.00	5,000,000.00 4,929,100.00	0.00	0.00	0.00 31,150.00	5,000,000.00 4,960,250.00
91282CFP1	US TREASURY 4.250 10/15/25 8,000,000.00	4.90	11/22/2023 10/15/2025	85,464.48 0.00	7,931,998.11 7,914,062.48	0.00	0.00	12,487.37 80,625.04	7,944,485.48 7,994,687.52
3133EN7J3	FED FARM CR BNKS 3.875 02/02/26 7,500,000.00	4.01	01/27/2023 02/02/2026	72,656.25 145,312.50	7,484,714.65 7,358,025.00	0.00	0.00	2,301.56 104,175.00	7,487,016.21 7,462,200.00
91282CGR6	US TREASURY 4.625 03/15/26 7,500,000.00	5.03	04/29/2024 03/15/2026	86,718.75 0.00	7,448,969.55 7,460,742.23	0.00	0.00	7,200.62 98,144.48	7,456,170.17 7,558,886.70
3133EP7C3	FED FARM CR BNKS 4.625 04/01/26 7,500,000.00	5.03	04/30/2024 04/01/2026	86,718.75 0.00	7,446,874.84 7,457,025.00	0.00	0.00	7,305.70 91,500.00	7,454,180.55 7,548,525.00
3130AWTQ3	FHLBANKS 4.625 09/11/26 25,000,000.00	4.97	09/25/2023 09/11/2026	289,062.50 0.00	24,814,939.66 24,844,250.00	0.00	0.00	20,463.40 473,250.00	24,835,403.06 25,317,500.00
3130AXU63	FHLBANKS 4.625 11/17/26 8,000,000.00	4.68	11/22/2023 11/17/2026	92,500.00 0.00	7,989,230.78 7,962,080.00	0.00	0.00	1,102.08 150,000.00	7,990,332.85 8,112,080.00
TOTAL		4.60		1,890,819.41 1,226,709.38	187,983,338.78 187,383,307.99	251,191.00	(45,498,917.60)	(45,070,734.12) (43,858,068.04)	142,912,604.66 143,525,239.95

STABILIZATION									
TEXPOOL	TexPool 30,980,507.48	5.30	08/31/2024	409,453.72 409,453.72	30,139,803.76 30,139,803.76	840,703.72	0.00	840,703.72 840,703.72	30,980,507.48 30,980,507.48
06741FKP1	BARCLAYS BNK PLC 10/23/24 10,000,000.00	5.54	04/29/2024 10/23/2024	0.00 0.00	9,784,400.00 9,784,400.00	0.00	0.00	137,744.44 137,744.44	9,922,144.45 9,922,144.45
62479LX2	MUFG BANK NY 10/31/24 5,000,000.00	5.49	04/30/2024 10/31/2024	0.00 0.00	4,887,266.66 4,887,266.66	0.00	0.00	68,233.34 68,233.34	4,955,500.00 4,955,500.00
06054NMG3	BOFA SECURITIES 12/16/24 10,000,000.00	5.33	03/22/2024 12/16/2024	0.00 0.00	9,716,200.00 9,716,200.00	0.00	0.00	131,866.67 131,866.67	9,848,066.67 9,848,066.67
3130AWER7	FHLBANKS 4.625 06/06/25 8,000,000.00	4.67	06/12/2023 06/06/2025	92,500.00 185,000.00	7,996,605.24 7,953,680.00	0.00	0.00	844.10 43,040.00	7,997,449.34 7,996,720.00
3130AWER7	FHLBANKS 4.625 06/06/25 2,000,000.00	4.67	06/12/2023 06/06/2025	23,125.00 46,250.00	1,999,144.92 1,988,420.00	0.00	0.00	212.62 10,760.00	1,999,357.53 1,999,180.00
3133EPC37	FED FARM CR BNKS 4.875 11/13/25 10,000,000.00	4.93	11/22/2023 11/13/2025	121,875.00 0.00	9,992,588.91 9,965,000.00	0.00	0.00	1,286.45 95,300.00	9,993,875.36 10,060,300.00
3133EN6A3	FED FARM CR BNKS 4.000 01/13/26 10,000,000.00	3.89	01/12/2023 01/13/2026	100,000.00 0.00	10,017,370.11 9,832,400.00	0.00	0.00	(2,703.98) 130,800.00	10,014,666.13 9,963,200.00
TOTAL		5.06		746,953.72 640,703.72	84,533,379.60 84,267,170.42	840,703.72	0.00	1,178,187.36 1,458,448.17	85,711,566.96 85,725,618.59



Change in Value

IDENTIFIER	ISSUER PAR VALUE	YIELD	TRADE DATE MATURITY DATE	INTEREST ACCRUAL INTEREST RECEIVED	BEGINNING BOOK VALUE BEGINNING MARKET VALUE	PURCHASES/ ADDITIONS	REDEMPTIONS	CHANGE IN BOOK VALUE CHANGE IN MARKET VALUE	ENDING BOOK VALUE ENDING MARKET VALUE
TEXAS CONNECT									
139999998	Texas Connect 12,030,317.21	5.41	08/31/2024	30,317.21 30,317.21	0.00 0.00	12,030,317.21	0.00	12,030,317.21 12,030,317.21	12,030,317.21 12,030,317.21
TOTAL		5.41		30,317.21 30,317.21	0.00 0.00	12,030,317.21	0.00	12,030,317.21 12,030,317.21	12,030,317.21 12,030,317.21
TEXAS CONNECT- BLDG									
139999998	Texas Connect 28,070,740.15	5.41	08/31/2024	70,740.15 70,740.15	0.00 0.00	28,070,740.15	0.00	28,070,740.15 28,070,740.15	28,070,740.15 28,070,740.15
TOTAL		5.41		70,740.15 70,740.15	0.00 0.00	28,070,740.15	0.00	28,070,740.15 28,070,740.15	28,070,740.15 28,070,740.15
GRAND TOTAL		4.90		4,273,278.58 3,576,296.72	463,015,433.58 461,670,442.05	111,658,309.27	(170,857,939.07)	(58,009,252.61) (56,114,397.07)	410,006,180.96 410,556,044.98

Disclosure

Meeder provides monthly statements for its investment management clients to provide information about the investment portfolio. The information should not be used for audit or confirmation purposes. Please review your custodial statements and report any inaccuracies or discrepancies.

Certain information and data has been supplied by unaffiliated third parties. Although Meeder believes the information is reliable, it cannot warrant the accuracy of information offered by third parties. Market value may reflect prices received from pricing vendors when current market quotations are not available. Prices may not reflect firm bids or offers and may differ from the value at which the security can be sold.

Statements may include positions from unmanaged accounts provided for reporting purposes. Unmanaged accounts are managed directly by the client and are not included in the accounts managed by Meeder. This information is provided as a client convenience and Meeder assumes no responsibility for performance of these accounts or the accuracy of the data reported.

Investing involves risk. Past performance is no guarantee of future results. Debt and fixed income securities are subject to credit and interest rate risk. The investment return and principal value of an investment will fluctuate so that an investors shares, when redeemed, may be worth more or less than their original cost. Current performance may be lower or higher than the performance data quoted.

Investment advisory services provided by Meeder Public Funds, Inc. Please contact us if you would like to receive a copy of our current ADV disclosure brochure or privacy policy.

© 2024 Meeder Investment Management

meederpublicfunds.com | 866.633.3371

