

COLLIN COUNTY COMMUNITY COLLEGE DISTRICT

Quarterly Investment Report

AS OF NOVEMBER 30, 2024



M E E D E R

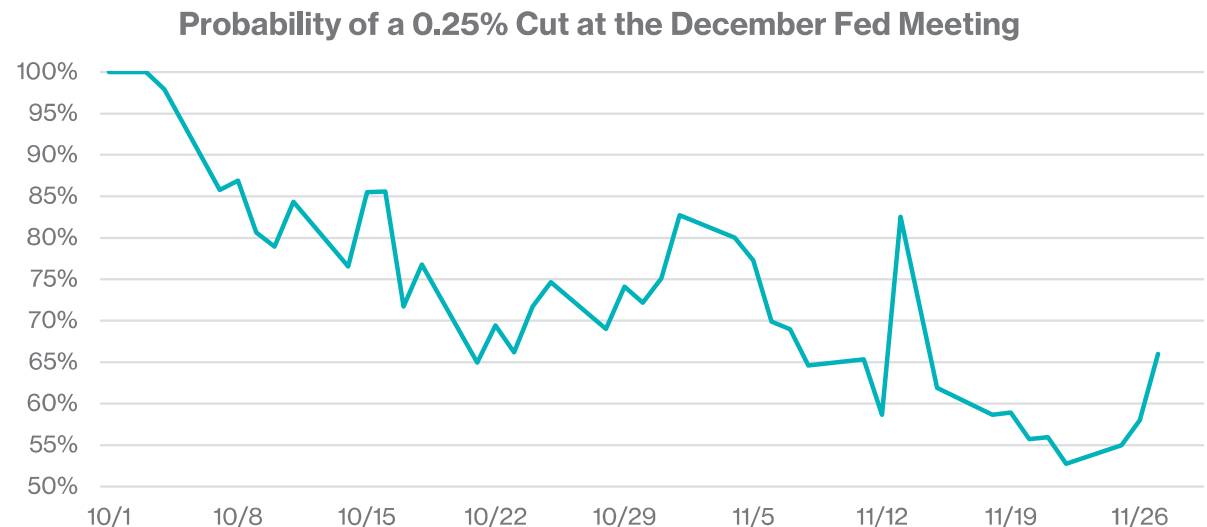
PUBLIC FUNDS

OBSERVATIONS AND EXPECTATIONS

- Most market participants are expecting a December 18th Fed rate cut
- The unemployment rate remains historically low, but has climbed
- Inflation's rate of change has fallen but is up about 24% from pre-COVID levels
- Average U.S. Treasury rates moved somewhat higher in November

December Fed Meeting: To Cut or Not To Cut

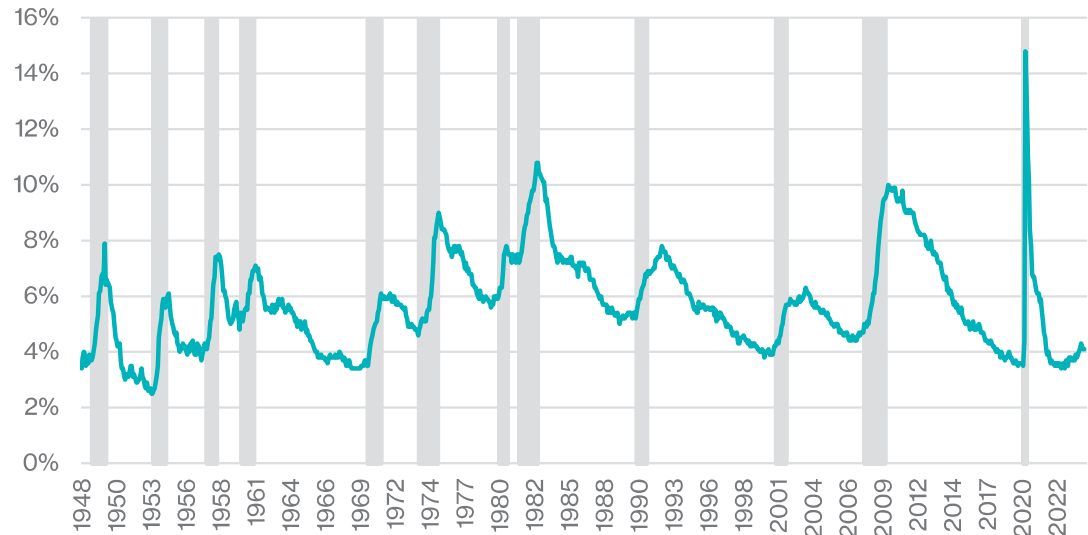
- With recently released economic data, market participants are expecting about a 65% chance of a 0.25% cut at the December Fed meeting.
- This probability was much higher in October when economic metrics were less robust.



A Solid Job Market With Signs of Softness

- The U.S. unemployment rate hit a low for this cycle at 3.4% last year.
- The current rate of 4.1% is an extremely low rate by historical standards.
- In the past, when the unemployment rate increased by more than 0.5% from its recent low, the U.S. economy experienced a slow down or recession soon thereafter.

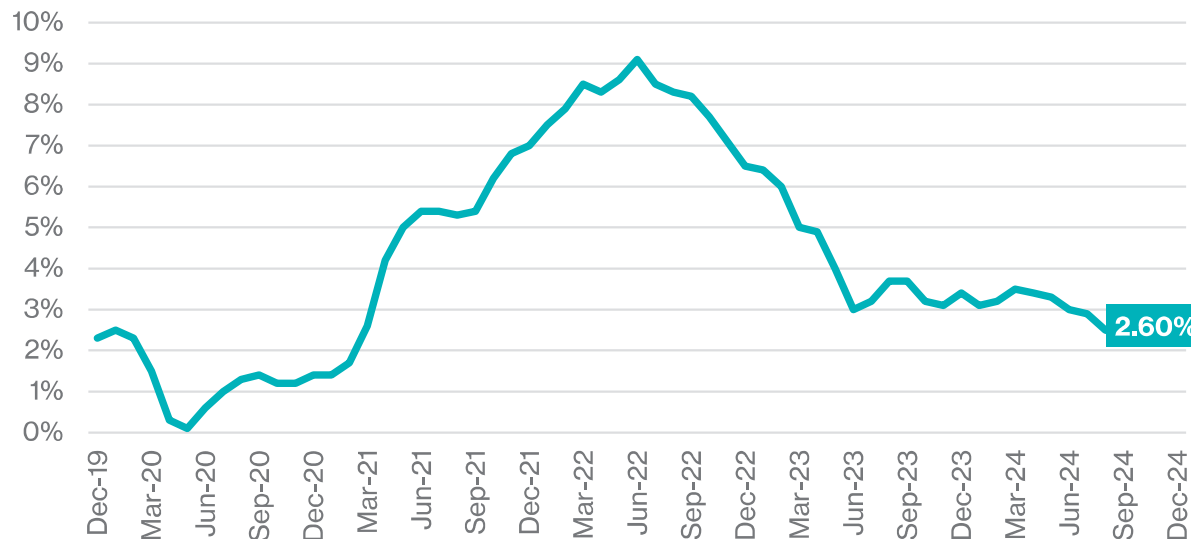
U.S. Unemployment Rate



SOURCE: BLOOMBERG, BUREAU OF LABOR STATISTICS, SHADED AREAS ARE RECESSIONS

Inflation's YoY Rate of Change Remains Below 3%

Consumer Price Index (CPI) YoY

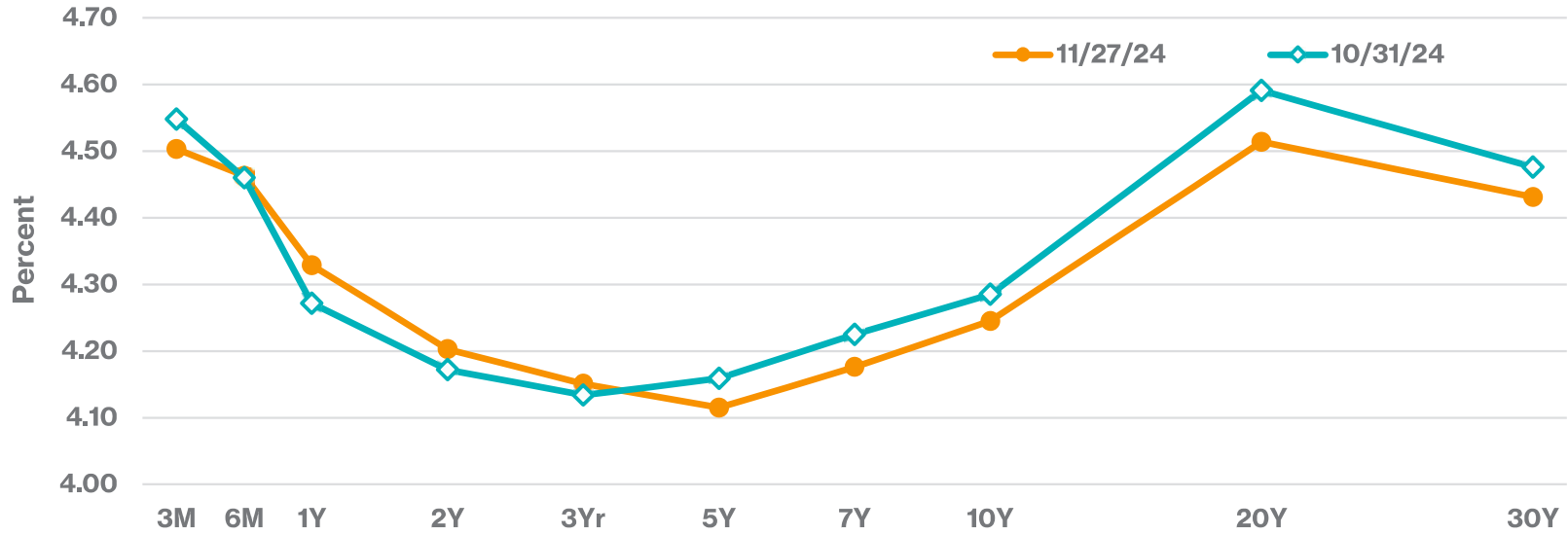


- Inflation's rate of change had declined materially from the June 2022 cycle high.
- Cumulative inflation however is up about 24% since pre-COVID.
- The Federal Reserve and Bloomberg's survey of economists expect the YoY rate to be slightly lower in 2025.

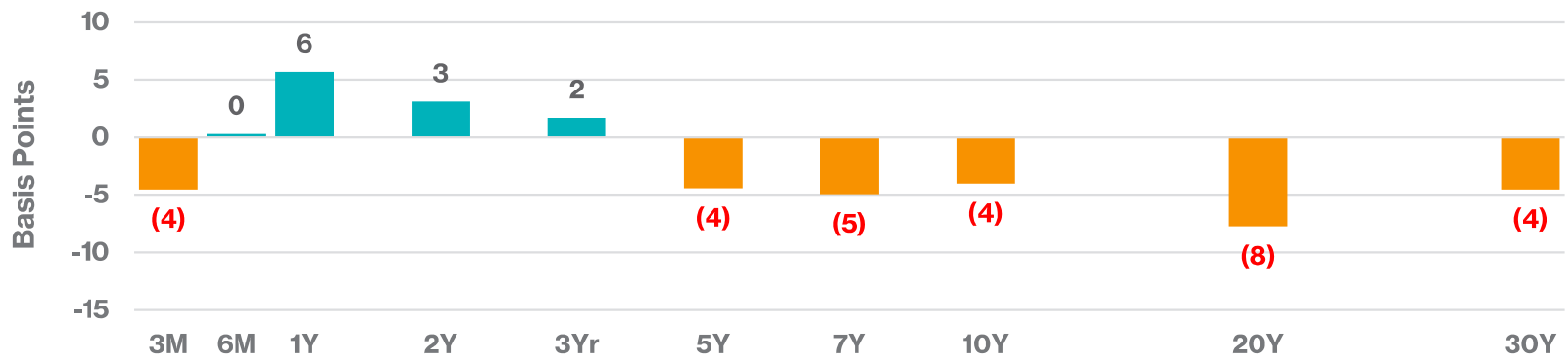
SOURCES: BLOOMBERG, BUREAU OF LABOR STATISTICS

Treasury Rates Were Mixed for the Month of November

U.S. Treasury Yield Curve Change



Basis Point Change





Compliance Certification

The undersigned acknowledge they have reviewed this quarterly investment report for the period ending November 30, 2024. Officials designated as investment officers by this entity's Investment Policy attest that all investments comply with the Texas Public Funds Investment Act and this entity's Investment Policy.



Melissa Irby, Chief Financial Officer



Barbara Johnston, Deputy CFO

Contents

Portfolio Statistics	7
Quarterly Portfolio Summary	8
Quarterly Portfolio Summary By Fund	9
Portfolio Overview	10
Summary by Type	11
Position Statement	13
Cash Reconciliation Report	18
Transaction Statement	21
Amortization Schedule	24
Accrued Interest Schedule	26
Earnings by Fund	29
Projected Cashflows	32
Change in Value	37

Portfolio Statistics

4.55

Weighted Average Yield to Maturity

0.33

Weighted Average Maturity (Years)

0.34

Portfolio Effective Duration (Years)

0.33

Weighted Average Life (Years)

AA+

Average Credit Rating

Portfolio Position

Par Value \$555,595,879

Principal Cost \$552,382,875

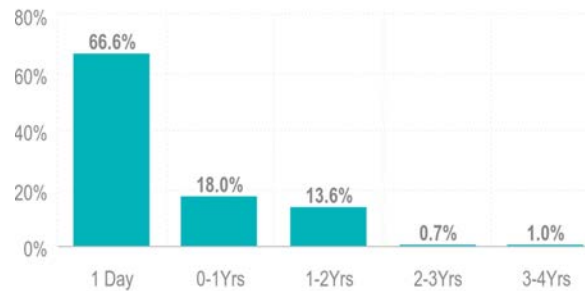
Book Value \$554,593,949

Market Value \$554,835,497

Unrealized Gain/Loss \$241,549

Accrued Interest \$2,060,411

Maturity Distribution



Sector Allocation



● Money Market Funds	47.89%
● U.S. Agencies	20.81%
● LGIP	18.71%
● U.S. Treasuries	8.11%
● Commercial Paper	4.46%
● Bank Deposits	0.02%

Quarterly Portfolio Summary

This quarterly report is prepared in compliance with the Investment Policy and the Strategy of this entity and the Public Funds Investment Act (Chapter 2256, Texas Government Code).

Portfolio as of August 31, 2024

BEGINNING BOOK VALUE	\$410,006,180.96
BEGINNING MARKET VALUE	\$410,556,044.98
UNREALIZED GAIN/(LOSS)	\$549,864.02
WEIGHTED AVERAGE MATURITY (YEARS)	0.51
WEIGHTED AVERAGE YIELD	4.84

Portfolio as of November 30, 2024

ENDING BOOK VALUE	\$554,593,948.62
ENDING MARKET VALUE	\$554,835,497.21
INVESTMENT INCOME FOR THE PERIOD	\$4,781,251.06
UNREALIZED GAIN/(LOSS)	\$241,548.59
CHANGE IN UNREALIZED GAIN/(LOSS)	(\$308,315.43)
WEIGHTED AVERAGE MATURITY (YEARS)	0.33
WEIGHTED AVERAGE YIELD	4.55

Quarterly Portfolio Summary By Fund

PORTFOLIO MARKET VALUE BY FUND	08/31/2024	11/30/2024	CHANGE	INTEREST EARNED
2020 BOND SERIES	32,958,937.72	32,943,139.99	-15,797.73	404,922.78
BUILDING	122,479,930.57	115,759,675.94	-6,720,254.64	1,423,671.60
Collin College	0.00	185,006,872.03	185,006,872.03	229,218.70
DEBT SERVICE	13,836,000.94	20,899,728.41	7,063,727.47	193,065.76
OPERATING	155,555,557.16	128,709,175.42	-26,846,381.74	1,522,852.07
STABILIZATION	85,725,618.59	71,516,905.42	-14,208,713.17	1,007,520.15
TOTAL	410,556,044.98	554,835,497.21	144,279,452.23	4,781,251.06

Portfolio Overview

SECURITY TYPE	PAR VALUE	MARKET VALUE	BOOK VALUE	% OF PORTFOLIO	DAYS TO MATURITY	YIELD
Bank Deposits	86,572.60	86,572.60	86,572.60	0.02%	1	0.00
LGIP	103,783,746.35	103,783,746.35	103,783,746.35	18.71%	1	4.72
Money Market Funds	265,725,560.09	265,725,560.09	265,725,560.09	47.89%	1	4.52
Commercial Paper	25,000,000.00	24,766,517.56	24,766,517.56	4.46%	66	5.28
U.S. Treasuries	45,500,000.00	45,011,015.61	45,070,838.39	8.11%	450	4.53
U.S. Agencies	115,500,000.00	115,462,085.00	115,160,713.63	20.81%	397	4.31
TOTAL	555,595,879.04	554,835,497.21	554,593,948.62	100.00%	123	4.55
CASH AND ACCRUED INTEREST						
Purchased Accrued Interest		18,403.53	18,403.53			
TOTAL CASH AND INVESTMENTS	555,595,879.04	554,853,900.74	554,612,352.15		123	4.55
TOTAL EARNINGS						
	CURRENT QUARTER					
	4,781,251.06					

Summary by Type

SECURITY TYPE	# OF SECURITIES	PAR VALUE	BOOK VALUE	% OF PORTFOLIO	YIELD	DAYS TO FINAL MATURITY
2020 BOND SERIES						
LGIP	1	12,928,855.30	12,928,855.30	2.32	4.67	1
Money Market Funds	1	20,014,284.69	20,014,284.69	3.60	4.52	1
TOTAL	2	32,943,139.99	32,943,139.99	5.94	4.58	1
BUILDING						
LGIP	3	36,364,881.86	36,364,881.86	6.54	4.77	1
Money Market Funds	1	20,018,184.34	20,018,184.34	3.60	4.52	1
Commercial Paper	2	15,000,000.00	14,788,017.56	2.66	5.29	100
U.S. Treasuries	3	25,000,000.00	24,724,878.36	4.45	4.48	541
U.S. Agencies	3	20,000,000.00	20,038,984.02	3.65	3.40	205
TOTAL	12	116,383,066.20	115,934,946.14	20.86	4.49	163
COLLIN COLLEGE						
Money Market Funds	1	185,006,872.03	185,006,872.03	33.25	4.52	1
TOTAL	1	185,006,872.03	185,006,872.03	33.34	4.52	1
DEBT SERVICE						
LGIP	1	10,890,636.24	10,890,636.24	1.96	4.67	1
Money Market Funds	1	10,009,092.17	10,009,092.17	1.80	4.52	1
TOTAL	2	20,899,728.41	20,899,728.41	3.77	4.60	1
OPERATING						
Bank Deposits	1	86,572.60	86,572.60	0.02	0.00	1
LGIP	4	42,337,994.39	42,337,994.39	7.61	4.71	1
Money Market Funds	1	410,000.00	410,000.00	0.07	4.52	1
U.S. Treasuries	3	20,500,000.00	20,345,960.03	3.69	4.60	342
U.S. Agencies	7	65,500,000.00	65,116,738.12	11.86	4.51	493
TOTAL	16	128,834,566.99	128,297,265.14	23.20	4.59	305

Summary by Type

SECURITY TYPE	# OF SECURITIES	PAR VALUE	BOOK VALUE	% OF PORTFOLIO	YIELD	DAYS TO FINAL MATURITY
STABILIZATION						
LGIP	1	1,261,378.56	1,261,378.56	0.23	4.67	1
Money Market Funds	1	30,267,126.86	30,267,126.86	5.44	4.52	1
Commercial Paper	1	10,000,000.00	9,978,500.00	1.79	5.25	16
U.S. Agencies	4	30,000,000.00	30,004,991.49	5.47	4.49	314
TOTAL	7	71,528,505.42	71,511,996.91	12.89	4.61	135
GRAND TOTAL	40	555,595,879.04	554,593,948.62	100.00	4.55	123

Position Statement

CUSIP	DESCRIPTION	TRADE DATE SETTLE DATE	PAR VALUE	PRINCIPAL COST PURCHASED INTEREST	TOTAL COST	YIELD TO MATURITY	MATURITY DATE	DAYS TO MATURITY	MARKET PRICE MARKET VALUE	UNREALIZED GAIN/LOSS BOOK VALUE	% OF MV	MOODY'S S&P RATING
2020 BOND SERIES												
LGIP												
TEXPOOL	TexPool	11/30/2024 11/30/2024	12,928,855.30	12,928,855.30 0.00	12,928,855.30	4.67		1	1.00 12,928,855.30	0.00 12,928,855.30	2.33	AAA
LGIP TOTAL			12,928,855.30	12,928,855.30 0.00	12,928,855.30	4.67		1	1.00 12,928,855.30	0.00 12,928,855.30	2.33	AAA
MONEY MARKET FUNDS												
31846V567	FIRST AMER.GVT OBLG;Z	11/30/2024 11/30/2024	20,014,284.69	20,014,284.69 0.00	20,014,284.69	4.52		1	1.00 20,014,284.69	0.00 20,014,284.69	3.61	Aaa AAA
MONEY MARKET FUNDS TOTAL			20,014,284.69	20,014,284.69 0.00	20,014,284.69	4.52		1	1.00 20,014,284.69	0.00 20,014,284.69	3.61	AAA
2020 BOND SERIES TOTAL			32,943,139.99	32,943,139.99 0.00	32,943,139.99	4.58		1	32,943,139.99	0.00 32,943,139.99	5.94	AAA

BUILDING												
LGIP												
TEXSTAR	TexSTAR	11/30/2024 11/30/2024	3,218,600.23	3,218,600.23 0.00	3,218,600.23	4.64		1	1.00 3,218,600.23	0.00 3,218,600.23	0.58	AAA
TEXPOOL	TexPool	11/30/2024 11/30/2024	4,717,300.02	4,717,300.02 0.00	4,717,300.02	4.67		1	1.00 4,717,300.02	0.00 4,717,300.02	0.85	AAA
139999998	Texas Connect	11/30/2024 11/30/2024	28,428,981.61	28,428,981.61 0.00	28,428,981.61	4.80		1	1.00 28,428,981.61	0.00 28,428,981.61	5.12	
LGIP TOTAL			36,364,881.86	36,364,881.86 0.00	36,364,881.86	4.77		1	1.00 36,364,881.86	0.00 36,364,881.86	6.55	AAA
MONEY MARKET FUNDS												
31846V567	FIRST AMER.GVT OBLG;Z	11/30/2024 11/30/2024	20,018,184.34	20,018,184.34 0.00	20,018,184.34	4.52		1	1.00 20,018,184.34	0.00 20,018,184.34	3.61	Aaa AAA
MONEY MARKET FUNDS TOTAL			20,018,184.34	20,018,184.34 0.00	20,018,184.34	4.52		1	1.00 20,018,184.34	0.00 20,018,184.34	3.61	AAA
COMMERCIAL PAPER												
22533TNF9	CREDIT AGRINY 01/15/25	07/16/2024 07/16/2024	5,000,000.00	4,866,600.00 0.00	4,866,600.00	5.39	01/15/2025	46	99.34 4,967,196.72	0.00 4,967,196.72	0.90	P-1 A-1
22533TR73	CREDIT AGRINY 04/07/25	07/16/2024 07/16/2024	10,000,000.00	9,626,122.22 0.00	9,626,122.22	5.24	04/07/2025	128	98.21 9,820,820.84	0.00 9,820,820.84	1.77	P-1 A-1
COMMERCIAL PAPER TOTAL			15,000,000.00	14,492,722.22 0.00	14,492,722.22	5.29		100	98.59 14,788,017.56	0.00 14,788,017.56	2.67	A-1

U.S. TREASURIES



Position Statement

CUSIP	DESCRIPTION	TRADE DATE SETTLE DATE	PAR VALUE	PRINCIPAL COST PURCHASED INTEREST	TOTAL COST	YIELD TO MATURITY	MATURITY DATE	DAYS TO MATURITY	MARKET PRICE MARKET VALUE	UNREALIZED GAIN/LOSS BOOK VALUE	% OF MV	MOODY'S S&P RATING
91282CED9	US TREASURY 1.750 03/15/25	03/27/2024 03/27/2024	15,000,000.00	14,538,867.19 0.00	14,538,867.19	5.05	03/15/2025	105	99.22 14,883,398.40	19,256.23 14,864,142.18	2.68	Aaa AA+
91282CLG4	US TREASURY 3.750 08/15/27	09/05/2024 09/05/2024	4,000,000.00	4,011,406.25 8,559.78	4,019,966.03	3.65	08/15/2027	988	99.08 3,963,125.00	(47,357.28) 4,010,482.28	0.71	Aaa AA+
9128284V9	US TREASURY 2.875 08/15/28	09/05/2024 09/05/2024	6,000,000.00	5,840,625.00 9,843.75	5,850,468.75	3.60	08/15/2028	1,354	95.76 5,745,468.78	(104,785.13) 5,850,253.91	1.04	Aaa AA+
U.S. TREASURIES TOTAL			25,000,000.00	24,390,898.44 18,403.53	24,409,301.97	4.48		539	98.39 24,591,992.18	(132,886.18) 24,724,878.36	4.43	AA+
U.S. AGENCIES												
3130AQCM3	FHLBANKS 1.000 12/20/24 '24	12/10/2021 12/20/2021	5,000,000.00	5,000,000.00 0.00	5,000,000.00	1.00	12/20/2024	20	99.81 4,990,400.00	(9,600.00) 5,000,000.00	0.90	Aaa AA+
3133EN5Q9	FED FARM CR BNKS 4.500 01/10/25	01/09/2023 01/11/2023	5,000,000.00	5,013,700.00 0.00	5,013,700.00	4.36	01/10/2025	41	99.98 4,999,000.00	(1,749.98) 5,000,749.98	0.90	Aaa AA+
3130ATUC9	FHLBANKS 4.500 12/12/25	01/06/2023 01/10/2023	10,000,000.00	10,108,500.00 0.00	10,108,500.00	4.10	12/12/2025	377	100.07 10,007,200.00	(31,034.04) 10,038,234.04	1.80	Aaa AA+
U.S. AGENCIES TOTAL			20,000,000.00	20,122,200.00 0.00	20,122,200.00	3.39		204	99.98 19,996,600.00	(42,384.02) 20,038,984.02	3.60	AA+
BUILDING TOTAL			116,383,066.20	115,388,886.86 18,403.53	115,407,290.39	4.49		163	115,759,675.94	(175,270.20) 115,934,946.14	20.86	AA

COLLIN COLLEGE												
MONEY MARKET FUNDS												
31846V567	FIRST AMER:GVT OBLG;Z	11/30/2024 11/30/2024	185,006,872.03	185,006,872.03 0.00	185,006,872.03	4.52		1	1.00 185,006,872.03	0.00 185,006,872.03	33.34	Aaa AAA
MONEY MARKET FUNDS TOTAL			185,006,872.03	185,006,872.03 0.00	185,006,872.03	4.52		1	1.00 185,006,872.03	0.00 185,006,872.03	33.34	AAA
COLLIN COLLEGE TOTAL			185,006,872.03	185,006,872.03 0.00	185,006,872.03	4.52		1	185,006,872.03	0.00 185,006,872.03	33.34	AAA

DEBT SERVICE												
LGIP												
TEXPOOL	TexPool	11/30/2024 11/30/2024	10,890,636.24	10,890,636.24 0.00	10,890,636.24	4.67		1	1.00 10,890,636.24	0.00 10,890,636.24	1.96	AAA
LGIP TOTAL			10,890,636.24	10,890,636.24 0.00	10,890,636.24	4.67		1	1.00 10,890,636.24	0.00 10,890,636.24	1.96	AAA
MONEY MARKET FUNDS												
31846V567	FIRST AMER:GVT OBLG;Z	11/30/2024 11/30/2024	10,009,092.17	10,009,092.17 0.00	10,009,092.17	4.52		1	1.00 10,009,092.17	0.00 10,009,092.17	1.80	Aaa AAA

Position Statement

CUSIP	DESCRIPTION	TRADE DATE SETTLE DATE	PAR VALUE	PRINCIPAL COST PURCHASED INTEREST	TOTAL COST	YIELD TO MATURITY	MATURITY DATE	DAYS TO MATURITY	MARKET PRICE MARKET VALUE	UNREALIZED GAIN/LOSS BOOK VALUE	% OF MV	MOODY'S S&P RATING
MONEY MARKET FUNDS TOTAL			10,009,092.17	10,009,092.17 0.00	10,009,092.17	4.52		1	1.00 10,009,092.17	0.00 10,009,092.17	1.80	AAA
DEBT SERVICE TOTAL			20,899,728.41	20,899,728.41 0.00	20,899,728.41	4.60		1	20,899,728.41	0.00 20,899,728.41	3.77	AAA

OPERATING

BANK DEPOSITS												
515327828	JPMorgan Chase Com- mercial Checking Account	11/30/2024 11/30/2024	86,572.60	86,572.60 0.00	86,572.60	0.00		1	1.00 86,572.60	0.00 86,572.60	0.02	NA
BANK DEPOSITS TOTAL			86,572.60	86,572.60 0.00	86,572.60	0.00		1	1.00 86,572.60	0.00 86,572.60	0.02	NA

LGIP												
TXRANGE	Texas Range TexasDAILY Fund	11/30/2024 11/30/2024	5,748,560.86	5,748,560.86 0.00	5,748,560.86	4.72		1	1.00 5,748,560.86	0.00 5,748,560.86	1.04	AAA
TEXSTAR	TexSTAR	11/30/2024 11/30/2024	491,332.80	491,332.80 0.00	491,332.80	4.64		1	1.00 491,332.80	0.00 491,332.80	0.09	AAA
TEXPOOL	TexPool	11/30/2024 11/30/2024	23,914,251.46	23,914,251.46 0.00	23,914,251.46	4.67		1	1.00 23,914,251.46	0.00 23,914,251.46	4.31	AAA
139999998	Texas Connect	11/30/2024 11/30/2024	12,183,849.27	12,183,849.27 0.00	12,183,849.27	4.80		1	1.00 12,183,849.27	0.00 12,183,849.27	2.20	
LGIP TOTAL			42,337,994.39	42,337,994.39 0.00	42,337,994.39	4.71		1	1.00 42,337,994.39	0.00 42,337,994.39	7.63	AAA

MONEY MARKET FUNDS												
31846V567	FIRST AMER:GVT OBLG;Z	11/30/2024 11/30/2024	410,000.00	410,000.00 0.00	410,000.00	4.52		1	1.00 410,000.00	0.00 410,000.00	0.07	Aaa AAA
MONEY MARKET FUNDS TOTAL			410,000.00	410,000.00 0.00	410,000.00	4.52		1	1.00 410,000.00	0.00 410,000.00	0.07	AAA

U.S. TREASURIES												
91282ZT0	US TREASURY 0.250 05/31/25	05/13/2022 06/15/2022	5,000,000.00	4,557,031.25 0.00	4,557,031.25	3.42	05/31/2025	182	97.96 4,898,242.20	(27,588.20) 4,925,830.40	0.88	Aaa AA+
91282CFP1	US TREASURY 4.250 10/15/25	11/22/2023 11/22/2023	8,000,000.00	7,905,937.50 0.00	7,905,937.50	4.90	10/15/2025	319	99.88 7,990,312.48	33,475.36 7,956,837.12	1.44	Aaa AA+
91282CGR6	US TREASURY 4.625 03/15/26	04/29/2024 04/29/2024	7,500,000.00	7,446,386.72 0.00	7,446,386.72	5.03	03/15/2026	470	100.41 7,530,468.75	67,176.24 7,463,292.51	1.36	Aaa AA+
U.S. TREASURIES TOTAL			20,500,000.00	19,909,355.47 0.00	19,909,355.47	4.59		342	99.61 20,419,023.43	73,063.40 20,345,960.03	3.68	AA+

U.S. AGENCIES												
3135G03U5	FANNIE MAE 0.625 04/22/25	08/03/2022 08/05/2022	5,000,000.00	4,673,949.80 0.00	4,673,949.80	3.15	04/22/2025	143	98.52 4,926,100.00	(27,107.01) 4,953,207.01	0.89	Aaa AA+



Position Statement

CUSIP	DESCRIPTION	TRADE DATE SETTLE DATE	PAR VALUE	PRINCIPAL COST PURCHASED INTEREST	TOTAL COST	YIELD TO MATURITY	MATURITY DATE	DAYS TO MATURITY	MARKET PRICE MARKET VALUE	UNREALIZED GAIN/LOSS BOOK VALUE	% OF MV	MOODY'S S&P RATING
3135G04Z3	FANNIE MAE 0.500 06/17/25	01/19/2023 01/23/2023	7,500,000.00	6,906,450.00 0.00	6,906,450.00	3.99	06/17/2025	199	97.89 7,341,825.00	(23,939.53) 7,365,764.53	1.32	Aaa AA+
3134GXZT4	FREDDIE MAC 4.000 07/14/25 '24 MTN	06/14/2022 07/14/2022	5,000,000.00	5,000,000.00 0.00	5,000,000.00	4.00	07/14/2025	226	99.60 4,980,000.00	(20,000.00) 5,000,000.00	0.90	Aaa AA+
3133EN7J3	FED FARM CR BNKS 3.875 02/02/26	01/27/2023 02/02/2023	7,500,000.00	7,472,550.00 0.00	7,472,550.00	4.01	02/02/2026	429	99.43 7,457,250.00	(32,042.75) 7,489,292.75	1.34	Aaa AA+
3133EP7C3	FED FARM CR BNKS 4.625 04/01/26	04/30/2024 04/30/2024	7,500,000.00	7,444,333.73 0.00	7,444,333.73	5.03	04/01/2026	487	100.38 7,528,350.00	66,943.16 7,461,406.84	1.36	Aaa AA+
3130AWTQ3	FHLBANKS 4.625 09/11/26	09/25/2023 09/25/2023	25,000,000.00	24,759,469.25 0.00	24,759,469.25	4.97	09/11/2026	650	100.62 25,155,500.00	299,855.96 24,855,644.04	4.53	Aaa AA+
3130AXU63	FHLBANKS 4.625 11/17/26	11/22/2023 11/22/2023	8,000,000.00	7,986,936.00 0.00	7,986,936.00	4.68	11/17/2026	717	100.83 8,066,560.00	75,137.05 7,991,422.95	1.45	Aaa AA+
U.S. AGENCIES TOTAL			65,500,000.00	64,243,688.78 0.00	64,243,688.78	4.51		493	99.94 65,455,585.00	338,846.88 65,116,738.12	11.80	AA+
OPERATING TOTAL			128,834,566.99	126,987,611.24 0.00	126,987,611.24	4.59		305	128,709,175.42	411,910.28 128,297,265.14	23.20	AA+

STABILIZATION

LGIP												
TEXPOOL	TexPool	11/30/2024 11/30/2024	1,261,378.56	1,261,378.56 0.00	1,261,378.56	4.67		1	1.00 1,261,378.56	0.00 1,261,378.56	0.23	AAA
LGIP TOTAL			1,261,378.56	1,261,378.56 0.00	1,261,378.56	4.67		1	1.00 1,261,378.56	0.00 1,261,378.56	0.23	AAA

MONEY MARKET FUNDS												
31846V567	FIRST AMER:GVT OBLG;Z	11/30/2024 11/30/2024	30,267,126.86	30,267,126.86 0.00	30,267,126.86	4.52		1	1.00 30,267,126.86	0.00 30,267,126.86	5.46	Aaa AAA
MONEY MARKET FUNDS TOTAL			30,267,126.86	30,267,126.86 0.00	30,267,126.86	4.52		1	1.00 30,267,126.86	0.00 30,267,126.86	5.46	AAA

COMMERCIAL PAPER												
06054NMG3	BofA Securities, Inc. 0.0 12/16/2024	03/22/2024 03/22/2024	10,000,000.00	9,614,433.33 0.00	9,614,433.33	5.25	12/16/2024	16	99.78 9,978,500.00	0.00 9,978,500.00	1.80	P-1 A-1
COMMERCIAL PA- PER TOTAL			10,000,000.00	9,614,433.33 0.00	9,614,433.33	5.25		16	99.78 9,978,500.00	0.00 9,978,500.00	1.80	A-1

U.S. AGENCIES												
3130AWER7	FHLBANKS 4.625 06/06/25	06/12/2023 06/12/2023	8,000,000.00	7,993,360.00 0.00	7,993,360.00	4.66	06/06/2025	188	100.04 8,002,800.00	4,515.73 7,998,284.27	1.44	Aaa AA+
3130AWER7	FHLBANKS 4.625 06/06/25	06/12/2023 06/12/2023	2,000,000.00	1,998,327.50 0.00	1,998,327.50	4.66	06/06/2025	188	100.04 2,000,700.00	1132.16 1,999,567.84	0.36	Aaa AA+
3133EPC37	FED FARM CR BNKS 4.875 11/13/25	11/22/2023 11/22/2023	10,000,000.00	9,989,910.00 0.00	9,989,910.00	4.93	11/13/2025	348	100.46 10,046,200.00	51,052.17 9,995,147.83	1.81	Aaa AA+



Position Statement

CUSIP	DESCRIPTION	TRADE DATE SETTLE DATE	PAR VALUE	PRINCIPAL COST PURCHASED INTEREST	TOTAL COST	YIELD TO MATURITY	MATURITY DATE	DAYS TO MATURITY	MARKET PRICE MARKET VALUE	UNREALIZED GAIN/LOSS BOOK VALUE	% OF MV	MOODY'S S&P RATING
3133EN6A3	FED FARM CR BNKS 4.000 01/13/26	01/12/2023 01/17/2023	10,000,000.00	10,032,100.00 0.00	10,032,100.00	3.88	01/13/2026	409	99.60 9,960,200.00	(51,791.55) 10,011,991.55	1.80	Aaa AA+
U.S. AGENCIES TOTAL			30,000,000.00	30,013,697.50 0.00	30,013,697.50	4.49		315	100.03 30,009,900.00	4,908.51 30,004,991.49	5.41	AA+
STABILIZATION TOTAL			71,528,505.42	71,156,636.25 0.00	71,156,636.25	4.61		135	71,516,905.42	4,908.51 71,511,996.91	12.89	AA+
GRAND TOTAL			555,595,879.04	552,382,874.78 18,403.53	552,401,278.31	4.55		123	554,835,497.21	241,548.59 554,593,948.62	100.00	AA+

Cash Reconciliation Report

2020 BOND SERIES						
POST DATE	IDENTIFIER	DESCRIPTION	PAR VALUE	FINAL MATURITY	PRINCIPAL	AMOUNT
MATURITY						
10/31/2024	62479LKX2	MUFG Bank, Ltd. - New York Branch 0.0 10/31/2024	-5,000,000.00	10/31/2024	-5,000,000.00	5,000,000.00
MATURITY TOTAL			-5,000,000.00		-5,000,000.00	5,000,000.00
BUILDING						
POST DATE	IDENTIFIER	DESCRIPTION	PAR VALUE	FINAL MATURITY	PRINCIPAL	AMOUNT
BUY						
09/05/2024	9128284V9	US TREASURY 2.875 08/15/28	6,000,000.00	08/15/2028	5,840,625.00	-5,850,468.75
09/05/2024	91282CLG4	US TREASURY 3.750 08/15/27	4,000,000.00	08/15/2027	4,011,406.25	-4,019,966.03
BUY TOTAL			10,000,000.00		9,852,031.25	-9,870,434.78
POST DATE	IDENTIFIER	DESCRIPTION	PAR VALUE	FINAL MATURITY	PRINCIPAL	AMOUNT
COUPON						
09/03/2024	912828YE4	UNITED STATES TREASURY 1.25 08/31/2024	0.00	08/31/2024	0.00	31,250.00
09/16/2024	91282CED9	US TREASURY 1.750 03/15/25	0.00	03/15/2025	0.00	131,250.00
09/30/2024	3130ARD24	FEDERAL HOME LOAN BANKS 2.01 09/30/2024	0.00	09/30/2024	0.00	100,500.00
COUPON TOTAL			0.00		0.00	263,000.00
POST DATE	IDENTIFIER	DESCRIPTION	PAR VALUE	FINAL MATURITY	PRINCIPAL	AMOUNT
MATURITY						
08/31/2024	912828YE4	UNITED STATES TREASURY 1.25 08/31/2024	-5,000,000.00	08/31/2024	-5,000,000.00	5,000,000.00
09/30/2024	3130ARD24	FEDERAL HOME LOAN BANKS 2.01 09/30/2024	-10,000,000.00	09/30/2024	-10,000,000.00	10,000,000.00
10/04/2024	62479LK46	MUFG Bank, Ltd. - New York Branch 0.0 10/04/2024	-10,000,000.00	10/04/2024	-10,000,000.00	10,000,000.00
MATURITY TOTAL			-25,000,000.00		-25,000,000.00	25,000,000.00
OPERATING						
POST DATE	IDENTIFIER	DESCRIPTION	PAR VALUE	FINAL MATURITY	PRINCIPAL	AMOUNT
COUPON						
09/11/2024	3130AWTQ3	FHLBANKS 4.625 09/11/26	0.00	09/11/2026	0.00	578,125.00
09/16/2024	91282CGR6	US TREASURY 4.625 03/15/26	0.00	03/15/2026	0.00	173,437.50
10/01/2024	3133EP7C3	FED FARM CR BNKS 4.625 04/01/26	0.00	04/01/2026	0.00	173,437.50
10/04/2024	31422XMV1	FEDERAL AGRICULTURAL MORTGAGE CORP 0.5 10/04/2024	0.00	10/04/2024	0.00	12,500.00
10/15/2024	91282CFP1	US TREASURY 4.250 10/15/25	0.00	10/15/2025	0.00	170,000.00

Cash Reconciliation Report

10/22/2024	3135G03U5	FANNIE MAE 0.625 04/22/25	0.00	04/22/2025	0.00	15,625.00
11/18/2024	3133ENZ94	FEDERAL FARM CREDIT BANKS FUNDING CORP 4.5 11/18/2024	0.00	11/18/2024	0.00	225,000.00
11/18/2024	3130AXU63	FHLBANKS 4.625 11/17/26	0.00	11/17/2026	0.00	185,000.00
COUPON TOTAL			0.00		0.00	1,533,125.00
POST DATE	IDENTIFIER	DESCRIPTION	PAR VALUE	FINAL MATURITY	PRINCIPAL	AMOUNT
MATURITY						
10/04/2024	31422XMV1	FEDERAL AGRICULTURAL MORTGAGE CORP 0.5 10/04/2024	-5,000,000.00	10/04/2024	-5,000,000.00	5,000,000.00
11/18/2024	3133ENZ94	FEDERAL FARM CREDIT BANKS FUNDING CORP 4.5 11/18/2024	-10,000,000.00	11/18/2024	-10,000,000.00	10,000,000.00
MATURITY TOTAL			-15,000,000.00		-15,000,000.00	15,000,000.00
POST DATE	IDENTIFIER	DESCRIPTION	PAR VALUE	FINAL MATURITY	PRINCIPAL	AMOUNT
TRANSFER OUT						
10/23/2024	3130AWER7	FHLBANKS 4.625 06/06/25	-10,000,000.00	06/06/2025	-10,012,700.00	10,188,706.94
TRANSFER OUT TOTAL			-10,000,000.00		-10,012,700.00	10,188,706.94
STABILIZATION						
POST DATE	IDENTIFIER	DESCRIPTION	PAR VALUE	FINAL MATURITY	PRINCIPAL	AMOUNT
COUPON						
11/13/2024	3133EPC37	FED FARM CR BNKS 4.875 11/13/25	0.00	11/13/2025	0.00	243,750.00
COUPON TOTAL			0.00		0.00	243,750.00
POST DATE	IDENTIFIER	DESCRIPTION	PAR VALUE	FINAL MATURITY	PRINCIPAL	AMOUNT
MATURITY						
10/23/2024	06741FKP1	Barclays Bank PLC New York Branch 0.0 10/23/2024	-10,000,000.00	10/23/2024	-10,000,000.00	10,000,000.00
10/31/2024	62479LXX2	MUFG Bank, Ltd. - New York Branch 0.0 10/31/2024	-5,000,000.00	10/31/2024	-5,000,000.00	5,000,000.00
MATURITY TOTAL			-15,000,000.00		-15,000,000.00	15,000,000.00
POST DATE	IDENTIFIER	DESCRIPTION	PAR VALUE	FINAL MATURITY	PRINCIPAL	AMOUNT
TRANSFER IN						
01/17/2023	3133EN6A3	FED FARM CR BNKS 4.000 01/13/26	10,000,000.00	01/13/2026	9,967,000.00	0.00
03/22/2024	06054NMG3	BOFA SECURITIES 12/16/24	10,000,000.00	12/16/2024	9,922,600.00	0.00
06/12/2023	3130AWER7	FHLBANKS 4.625 06/06/25	2,000,000.00	06/06/2025	2,002,540.00	0.00
06/12/2023	3130AWER7	FHLBANKS 4.625 06/06/25	8,000,000.00	06/06/2025	8,010,160.00	0.00
11/22/2023	3133EPC37	FED FARM CR BNKS 4.875 11/13/25	10,000,000.00	11/13/2025	10,050,600.00	0.00

Cash Reconciliation Report

TRANSFER IN TOTAL			40,000,000.00		39,952,900.00	0.00
POST DATE	IDENTIFIER	DESCRIPTION	PAR VALUE	FINAL MATURITY	PRINCIPAL	AMOUNT
TRANSFER OUT						
10/23/2024	3133EPC37	FED FARM CR BNKS 4.875 11/13/25	-10,000,000.00	11/13/2025	-10,050,600.00	10,267,266.67
10/23/2024	3133EN6A3	FED FARM CR BNKS 4.000 01/13/26	-10,000,000.00	01/13/2026	-9,967,000.00	10,078,111.11
10/23/2024	06054NMG3	BOFA SECURITIES 12/16/24	-10,000,000.00	12/16/2024	-9,922,600.00	9,922,600.00
TRANSFER OUT TOTAL			-30,000,000.00		-29,940,200.00	30,267,977.78

Transaction Statement

BUILDING									
	TRADE DATE	SETTLE DATE	CUSIP	DESCRIPTION	PAR VALUE	PRINCIPAL COST	PURCHASED INTEREST	TOTAL	PURCHASE YIELD
BUY									
	09/05/2024	09/05/2024	91282CLG4	US TREASURY 3.750 08/15/27	4,000,000.00	4,011,406.25	8,559.78	(4,019,966.03)	3.65
	09/05/2024	09/05/2024	9128284V9	US TREASURY 2.875 08/15/28	6,000,000.00	5,840,625.00	9,843.75	(5,850,468.75)	3.60
BUY TOTAL					10,000,000.00	9,852,031.25	18,403.53	(9,870,434.78)	3.62
	TRADE DATE	SETTLE DATE	CUSIP	DESCRIPTION	PAR VALUE	BOOK VALUE	TOTAL	NET REALIZED GAIN/LOSS	
MATURITY									
	08/31/2024	09/03/2024	912828YE4	UNITED STATES TREASURY 1.25 08/31/2024	(5,000,000.00)	5,000,000.00	5,000,000.00	0.00	
	09/30/2024	09/30/2024	3130ARD24	FEDERAL HOME LOAN BANKS 2.01 09/30/2024	(10,000,000.00)	10,000,000.00	10,000,000.00	0.00	
	10/04/2024	10/04/2024	62479LK46	MUFG Bank, Ltd. - New York Branch 0.0 10/04/2024	(10,000,000.00)	10,000,000.00	10,000,000.00	0.00	
MATURITY TOTAL					(25,000,000.00)	25,000,000.00	25,000,000.00	0.00	
STABILIZATION									
	TRADE DATE	SETTLE DATE	CUSIP	DESCRIPTION	PAR VALUE	BOOK VALUE	TOTAL	NET REALIZED GAIN/LOSS	
MATURITY									
	10/23/2024	10/23/2024	06741FKP1	Barclays Bank PLC New York Branch 0.0 10/23/2024	(10,000,000.00)	10,000,000.00	10,000,000.00	0.00	
	10/31/2024	10/31/2024	62479LKX2	MUFG Bank, Ltd. - New York Branch 0.0 10/31/2024	(5,000,000.00)	5,000,000.00	5,000,000.00	0.00	
	10/31/2024	10/31/2024	62479LKX2	MUFG Bank, Ltd. - New York Branch 0.0 10/31/2024	(5,000,000.00)	5,000,000.00	5,000,000.00	0.00	
MATURITY TOTAL					(15,000,000.00)	15,000,000.00	15,000,000.00	0.00	
	TRADE DATE	SETTLE DATE	CUSIP	DESCRIPTION	PAR VALUE	BOOK VALUE	TOTAL	NET REALIZED GAIN/LOSS	
TRANSFER IN									
	10/23/2024	01/17/2023	3133EN6A3	FED FARM CR BNKS 4.000 01/13/26	10,000,000.00	0.00	0.00	0.00	
	10/23/2024	06/12/2023	3130AWER7	FHLBANKS 4.625 06/06/25	2,000,000.00	0.00	0.00	0.00	
	10/23/2024	06/12/2023	3130AWER7	FHLBANKS 4.625 06/06/25	8,000,000.00	0.00	0.00	0.00	

Transaction Statement

10/23/2024	06/12/2023	3130AWER7	FHLBANKS 4.625 06/06/25	2,000,000.00	0.00	0.00	0.00
10/23/2024	06/12/2023	3130AWER7	FHLBANKS 4.625 06/06/25	8,000,000.00	0.00	0.00	0.00
10/23/2024	11/22/2023	3133EPC37	FED FARM CR BNKS 4.875 11/13/25	10,000,000.00	0.00	0.00	0.00
10/23/2024	03/22/2024	06054NMG3	BOFA SECURITIES 12/16/24	10,000,000.00	0.00	0.00	0.00
TRANSFER IN TOTAL				40,000,000.00	0.00	0.00	0.00

TRADE DATE	SETTLE DATE	CUSIP	DESCRIPTION	PAR VALUE	BOOK VALUE	TOTAL	NET REALIZED GAIN/LOSS
TRANSFER OUT							
10/23/2024	10/23/2024	06054NMG3	BOFA SECURITIES 12/16/24			0.00	
10/23/2024	10/23/2024	3130AWER7	FHLBANKS 4.625 06/06/25			0.00	
10/23/2024	10/23/2024	3130AWER7	FHLBANKS 4.625 06/06/25			0.00	
10/23/2024	10/23/2024	3133EN6A3	FED FARM CR BNKS 4.000 01/13/26			0.00	
10/23/2024	10/23/2024	3133EPC37	FED FARM CR BNKS 4.875 11/13/25			0.00	
TRANSFER OUT TOTAL				(30,000,000.00)	30,267,977.78	0.00	0.00

2020 BOND SERIES							
TRADE DATE	SETTLE DATE	CUSIP	DESCRIPTION	PAR VALUE	BOOK VALUE	TOTAL	NET REALIZED GAIN/LOSS
MATURITY							
10/31/2024	10/31/2024	62479LXX2	MUFG Bank, Ltd. - New York Branch 0.0 10/31/2024	(5,000,000.00)	5,000,000.00	5,000,000.00	0.00
10/31/2024	10/31/2024	62479LXX2	MUFG Bank, Ltd. - New York Branch 0.0 10/31/2024	(5,000,000.00)	5,000,000.00	5,000,000.00	0.00
MATURITY TOTAL				(5,000,000.00)	5,000,000.00	5,000,000.00	0.00

OPERATING							
TRADE DATE	SETTLE DATE	CUSIP	DESCRIPTION	PAR VALUE	BOOK VALUE	TOTAL	NET REALIZED GAIN/LOSS
MATURITY							
10/04/2024	10/04/2024	31422XMV1	FEDERAL AGRICULTURAL MORTGAGE CORP 0.5 10/04/2024	(5,000,000.00)	5,000,000.00	5,000,000.00	0.00

Transaction Statement

	11/18/2024	11/18/2024	3133ENZ94	FEDERAL FARM CREDIT BANKS FUNDING CORP 4.5 11/18/2024	(10,000,000.00)	10,000,000.00	10,000,000.00	0.00
MATURITY TOTAL					(15,000,000.00)	15,000,000.00	15,000,000.00	0.00

Amortization Schedule

CUSIP	DESCRIPTION	PAR VALUE	PRINCIPAL COST	ORIGINAL PREMIUM OR DISCOUNT	BEGINNING BOOK VALUE	CURRENT PERIOD AMORT	ENDING BOOK VALUE	TOTAL AMORTIZATION	UNAMORTIZED BALANCE
2020 BOND SERIES									
62479LKX2	MUFG Bank, Ltd. - New York Branch 0.0 10/31/2024	5,000,000.00	4,863,533.33	(136,466.67)	4,955,500.00	44,500.00	0.00	136,466.67	0.00
TOTAL		5,000,000.00	4,863,533.33	(136,466.67)	4,955,500.00	44,500.00	0.00	136,466.67	0.00
BUILDING									
22533TNF9	CREDIT AGRINY 01/15/25	5,000,000.00	4,866,600.00	(133,400.00)	4,900,861.20	66,335.52	4,967,196.72	100,596.72	(32,803.28)
22533TR73	CREDIT AGRINY 04/07/25	10,000,000.00	9,626,122.22	(373,877.78)	9,692,432.62	128,388.22	9,820,820.84	194,698.62	(179,179.16)
3133EN5Q9	FED FARM CR BNKS 4.500 01/10/25	5,000,000.00	5,013,700.00	13,700.00	5,002,456.17	(1,706.19)	5,000,749.98	(12,950.02)	749.98
3130ARD24	FEDERAL HOME LOAN BANKS 2.0109/30/2024	10,000,000.00	9,613,500.00	(386,500.00)	9,977,275.16	22,724.84	0.00	386,500.00	0.00
3130AQC3	FHLBANKS 1.000 12/20/24 '24	5,000,000.00	5,000,000.00	0.00	5,000,000.00	0.00	5,000,000.00	0.00	0.00
3130ATUC9	FHLBANKS 4.500 12/12/25	10,000,000.00	10,108,500.00	108,500.00	10,047,487.50	(9,253.45)	10,038,234.04	(70,265.96)	38,234.04
62479LK46	MUFG Bank, Ltd. - New York Branch 0.0 10/04/2024	10,000,000.00	9,639,611.11	(360,388.89)	9,954,258.33	45,741.67	0.00	360,388.89	0.00
91282CED9	US TREASURY 1.750 03/15/25	15,000,000.00	14,538,867.19	(461,132.81)	14,745,266.58	118,875.60	14,864,142.18	325,274.99	(135,857.83)
9128284V9	US TREASURY 2.875 08/15/28	6,000,000.00	5,840,625.00	(159,375.00)	0.00	9,628.91	5,850,253.91	9,628.91	(149,746.09)
91282CLG4	US TREASURY 3.750 08/15/27	4,000,000.00	4,011,406.25	11,406.25	0.00	(923.97)	4,010,482.28	(923.97)	10,482.28
TOTAL		80,000,000.00	78,258,931.77	(1,741,068.23)	69,320,037.56	379,811.13	59,551,879.94	1,292,948.17	(448,120.06)
OPERATING									
3135G04Z3	FANNIE MAE 0.500 06/17/25	7,500,000.00	6,906,450.00	(593,550.00)	7,304,070.45	61,694.08	7,365,764.53	459,314.53	(134,235.47)
3135G03U5	FANNIE MAE 0.625 04/22/25	5,000,000.00	4,673,949.80	(326,050.20)	4,923,219.95	29,987.06	4,953,207.01	279,257.21	(46,792.99)
3133EN7J3	FED FARM CR BNKS 3.875 02/02/26	7,500,000.00	7,472,550.00	(27,450.00)	7,487,016.21	2,276.54	7,489,292.75	16,742.75	(10,707.25)
3133EP7C3	FED FARM CR BNKS 4.625 04/01/26	7,500,000.00	7,444,333.73	(55,666.27)	7,454,180.55	7,226.29	7,461,406.84	17,073.11	(38,593.16)
31422XMV1	FEDERAL AGRICULTURAL MORTGAGE CORP 0.5 10/04/2024	5,000,000.00	5,000,000.00	0.00	5,000,000.00	0.00	0.00	0.00	0.00
3133ENZ94	FEDERAL FARM CREDIT BANKS FUNDING CORP 4.5 11/18/2024	10,000,000.00	10,031,011.40	31,011.40	10,003,613.55	(3,613.55)	0.00	(31,011.40)	0.00
3130AWTQ3	FHLBANKS 4.625 09/11/26	25,000,000.00	24,759,469.25	(240,530.75)	24,835,403.06	20,240.97	24,855,644.04	96,174.79	(144,355.96)
3130AXU63	FHLBANKS 4.625 11/17/26	8,000,000.00	7,986,936.00	(13,064.00)	7,990,332.85	1,090.10	7,991,422.95	4,486.95	(8,577.05)
3134GXZT4	FREDDIE MAC 4.000 07/14/25 '24 MTN	5,000,000.00	5,000,000.00	0.00	5,000,000.00	0.00	5,000,000.00	0.00	0.00
912828ZT0	US TREASURY 0.250 05/31/25	5,000,000.00	4,557,031.25	(442,968.75)	4,888,540.70	37,289.69	4,925,830.40	368,799.15	(74,169.60)

Amortization Schedule

CUSIP	DESCRIPTION	PAR VALUE	PRINCIPAL COST	ORIGINAL PREMIUM OR DISCOUNT	BEGINNING BOOK VALUE	CURRENT PERIOD AMORT	ENDING BOOK VALUE	TOTAL AMORTIZATION	UNAMORTIZED BALANCE
91282CFP1	US TREASURY 4.250 10/15/25	8,000,000.00	7,905,937.50	(94,062.50)	7,944,485.48	12,351.64	7,956,837.12	50,899.62	(43,162.88)
91282CGR6	US TREASURY 4.625 03/15/26	7,500,000.00	7,446,386.72	(53,613.28)	7,456,170.17	7,122.35	7,463,292.51	16,905.79	(36,707.49)
TOTAL		101,000,000.00	99,184,055.65	(1,846,955.75)	100,287,032.98	175,665.18	85,462,698.15	1,278,642.50	(537,301.85)

STABILIZATION									
06054NMG3	BOFA SECURITIES 12/16/24	0.00	0.00	0.00	9,848,066.67	74,533.33	0.00	0.00	0.00
06741FKP1	Barclays Bank PLC New York Branch 0.0 10/23/2024	10,000,000.00	9,734,991.67	(265,008.33)	9,922,144.45	77,855.55	0.00	265,008.33	0.00
06054NMG3	BofA Securities, Inc. 0.0 12/16/2024	10,000,000.00	9,614,433.33	(385,566.67)	0.00	55,900.00	9,978,500.00	364,066.67	(21,500.00)
3133EN6A3	FED FARM CR BNKS 4.000 01/13/26	10,000,000.00	10,032,100.00	32,100.00	0.00	(1,146.25)	10,011,991.55	(20,108.45)	11,991.55
3133EN6A3	FED FARM CR BNKS 4.000 01/13/26	0.00	0.00	0.00	10,014,666.13	(1,528.33)	0.00	0.00	0.00
3133EPC37	FED FARM CR BNKS 4.875 11/13/25	10,000,000.00	9,989,910.00	(10,090.00)	0.00	545.34	9,995,147.83	5,237.83	(4,852.17)
3133EPC37	FED FARM CR BNKS 4.875 11/13/25	0.00	0.00	0.00	9,993,875.36	727.13	0.00	0.00	0.00
3130AWER7	FHLBANKS 4.625 06/06/25	8,000,000.00	7,993,360.00	(6,640.00)	0.00	357.83	7,998,284.27	4,924.27	(1,715.73)
3130AWER7	FHLBANKS 4.625 06/06/25	2,000,000.00	1,998,327.50	(1,672.50)	0.00	90.13	1,999,567.84	1,240.34	(432.16)
3130AWER7	FHLBANKS 4.625 06/06/25	0.00	0.00	0.00	7,997,449.34	477.10	0.00	0.00	0.00
3130AWER7	FHLBANKS 4.625 06/06/25	0.00	0.00	0.00	1,999,357.53	120.17	0.00	0.00	0.00
62479LKX2	MUFG Bank, Ltd. - New York Branch 0.0 10/31/2024	5,000,000.00	4,863,533.33	(136,466.67)	4,955,500.00	44,500.00	0.00	136,466.67	0.00
TOTAL		55,000,000.00	54,226,655.83	(1,177,313.34)	54,731,059.48	252,432.01	39,983,491.49	756,835.66	(16,508.51)
GRAND TOTAL		241,000,000.00	236,533,176.58	(4,901,803.99)	229,293,630.01	852,408.31	184,998,069.58	3,464,893.00	(1,001,930.42)

Accrued Interest Schedule

IDENTIFIER	DESCRIPTION	SETTLE DATE	PAR VALUE	PRINCIPAL COST	BEGINNING ACCRUED INTEREST	PURCHASED INTEREST	CURRENT PERIOD ACCRUAL	INTEREST RECEIVED	ENDING ACCRUED INTEREST
2020 BOND SERIES									
31846V567	FIRST AMER:GVT OBLG;Z	2024-11-30	20,014,284.69	20,014,284.69	0.00	0.00	89,478.07	14,284.69	75,193.38
TEXPOOL	TexPool	2024-11-30	12,928,855.30	12,928,855.30	0.00	0.00	270,944.71	270,944.71	0.00
TOTAL			32,943,139.99	32,943,139.99	0.00	0.00	360,422.78	285,229.40	75,193.38

BUILDING									
22533TNF9	CREDIT AGRI NY 01/15/25	2024-07-16	5,000,000.00	4,866,600.00	0.00	0.00	0.00	0.00	0.00
22533TR73	CREDIT AGRI NY 04/07/25	2024-07-16	10,000,000.00	9,626,122.22	0.00	0.00	0.00	0.00	0.00
3133EN5Q9	FED FARM CR BNKS 4.500 01/10/25	2023-01-11	5,000,000.00	5,013,700.00	31,875.00	0.00	56,250.00	0.00	88,125.00
3130ARD24	FEDERAL HOME LOAN BANKS 2.01 09/30/2024	2023-05-24	0.00	0.00	84,308.33	0.00	16,191.67	100,500.00	0.00
3130AQC3	FHLBANKS 1.000 12/20/24 '24	2021-12-20	5,000,000.00	5,000,000.00	9,861.11	0.00	12,500.00	0.00	22,361.11
3130ATUC9	FHLBANKS 4.500 12/12/25	2023-01-10	10,000,000.00	10,108,500.00	98,750.00	0.00	112,500.00	0.00	211,250.00
31846V567	FIRST AMER:GVT OBLG;Z	2024-11-30	20,018,184.34	20,018,184.34	0.00	0.00	93,390.86	18,184.34	75,206.52
TEXPOOL	TexPool	2024-11-30	4,717,300.02	4,717,300.02	0.00	0.00	213,701.15	213,701.15	0.00
TEXSTAR	TexSTAR	2024-11-30	3,218,600.23	3,218,600.23	0.00	0.00	39,020.07	39,020.07	0.00
139999998	Texas Connect	2024-11-30	28,428,981.61	28,428,981.61	0.00	0.00	358,241.46	358,241.46	0.00
91282YE4	UNITED STATES TREASURY 1.25 08/31/2024	2022-04-18	0.00	0.00	31,250.00	0.00	0.00	31,250.00	0.00
91282CED9	US TREASURY 1.750 03/15/25	2024-03-27	15,000,000.00	14,538,867.19	121,263.59	0.00	65,822.05	131,250.00	55,835.64
9128284V9	US TREASURY 2.875 08/15/28	2024-09-05	6,000,000.00	5,840,625.00	0.00	(9,843.75)	40,781.25	0.00	50,625.00
91282CLG4	US TREASURY 3.750 08/15/27	2024-09-05	4,000,000.00	4,011,406.25	0.00	(8,559.78)	35,461.96	0.00	44,021.74
TOTAL			116,383,066.20	115,388,886.86	377,308.03	(18,403.53)	1,043,860.46	892,147.02	547,425.01

COLLIN COLLEGE									
31846V567	FIRST AMER:GVT OBLG;Z	2024-11-30	185,006,872.03	185,006,872.03	0.00	0.00	229,218.70	0.00	229,218.70
TOTAL			185,006,872.03	185,006,872.03	0.00	0.00	229,218.70	0.00	229,218.70

DEBT SERVICE									
31846V567	FIRST AMER:GVT OBLG;Z	2024-11-30	10,009,092.17	10,009,092.17	0.00	0.00	46,695.43	9,092.17	37,603.26

Accrued Interest Schedule

IDENTIFIER	DESCRIPTION	SETTLE DATE	PAR VALUE	PRINCIPAL COST	BEGINNING ACCRUED INTEREST	PURCHASED INTEREST	CURRENT PERIOD ACCRUAL	INTEREST RECEIVED	ENDING ACCRUED INTEREST
TEXPOOL	TexPool	2024-11-30	10,890,636.24	10,890,636.24	0.00	0.00	146,370.33	146,370.33	0.00
TOTAL			20,899,728.41	20,899,728.41	0.00	0.00	193,065.76	155,462.50	37,603.26

OPERATING									
3135G04Z3	FANNIE MAE 0.500 06/17/25	2023-01-23	7,500,000.00	6,906,450.00	7,708.33	0.00	9,375.00	0.00	17,083.33
3135G03U5	FANNIE MAE 0.625 04/22/25	2022-08-05	5,000,000.00	4,673,949.80	11,197.92	0.00	7,812.50	15,625.00	3,385.42
3133EN7J3	FED FARM CR BNKS 3.875 02/02/26	2023-02-02	7,500,000.00	7,472,550.00	23,411.46	0.00	72,656.25	0.00	96,067.71
3133EP7C3	FED FARM CR BNKS 4.625 04/01/26	2024-04-30	7,500,000.00	7,444,333.73	144,531.25	0.00	86,718.75	173,437.50	57,812.50
31422XMV1	FEDERAL AGRICULTURAL MORTGAGE CORP 0.5 10/04/2024	2021-10-04	0.00	0.00	10,208.33	0.00	2,291.67	12,500.00	0.00
3133ENZ94	FEDERAL FARM CREDIT BANKS FUND-ING CORP 4.5 11/18/2024	2023-01-19	0.00	0.00	128,750.00	0.00	96,250.00	225,000.00	0.00
3130AWTQ3	FHLBANKS 4.625 09/11/26	2023-09-25	25,000,000.00	24,759,469.25	546,006.94	0.00	289,062.50	578,125.00	256,944.44
3130AXU63	FHLBANKS 4.625 11/17/26	2023-11-22	8,000,000.00	7,986,936.00	106,888.89	0.00	92,500.00	185,000.00	14,388.89
31846V567	FIRST AMER:GVT OBLG;Z	2024-11-30	410,000.00	410,000.00	0.00	0.00	9,334.14	0.00	9,334.14
3134GXZT4	FREDDIE MAC 4.000 07/14/25 '24 MTN	2022-07-14	5,000,000.00	5,000,000.00	126,111.11	0.00	50,000.00	100,000.00	76,111.11
515327828	JPMorgan Chase Commercial Checking Account	2024-11-30	86,572.60	86,572.60	0.00	0.00	0.00	0.00	0.00
TEXPOOL	TexPool	2024-11-30	23,914,251.46	23,914,251.46	0.00	0.00	226,902.66	226,902.66	0.00
TEXSTAR	TexSTAR	2024-11-30	491,332.80	491,332.80	0.00	0.00	5,952.04	5,952.04	0.00
139999998	Texas Connect	2024-11-30	12,183,849.27	12,183,849.27	0.00	0.00	153,532.06	153,532.06	0.00
TXRANGE	Texas Range TexasDAILY Fund	2024-11-30	5,748,560.86	5,748,560.86	0.00	0.00	69,936.67	69,936.67	0.00
912828ZT0	US TREASURY 0.250 05/31/25	2022-06-15	5,000,000.00	4,557,031.25	3,176.23	0.00	3,108.11	0.00	6,284.34
91282CFP1	US TREASURY 4.250 10/15/25	2023-11-22	8,000,000.00	7,905,937.50	129,125.68	0.00	84,775.42	170,000.00	43,901.10
91282CGR6	US TREASURY 4.625 03/15/26	2024-04-29	7,500,000.00	7,446,386.72	160,241.17	0.00	86,979.14	173,437.50	73,782.80
TOTAL			128,834,566.99	126,987,611.24	1,397,357.32	0.00	1,347,186.90	2,089,448.43	655,095.79

STABILIZATION									
06054NMG3	BofA Securities, Inc. 0.0 12/16/2024	2024-03-22	10,000,000.00	9,614,433.33	0.00	0.00	0.00	0.00	0.00
3133EN6A3	FED FARM CR BNKS 4.000 01/13/26	2023-01-17	0.00	0.00	253,333.33	0.00	57,777.78	311,111.11	0.00
3133EN6A3	FED FARM CR BNKS 4.000 01/13/26	2023-01-17	10,000,000.00	10,032,100.00	0.00	0.00	42,222.22	0.00	153,333.33

Accrued Interest Schedule

IDENTIFIER	DESCRIPTION	SETTLE DATE	PAR VALUE	PRINCIPAL COST	BEGINNING ACCRUED INTEREST	PURCHASED INTEREST	CURRENT PERIOD ACCRUAL	INTEREST RECEIVED	ENDING ACCRUED INTEREST
3133EPC37	FED FARM CR BNKS 4.875 11/13/25	2023-11-22	0.00	0.00	146,250.00	0.00	70,416.67	216,666.67	0.00
3133EPC37	FED FARM CR BNKS 4.875 11/13/25	2023-11-22	10,000,000.00	9,989,910.00	0.00	0.00	51,458.33	243,750.00	24,375.00
3130AWER7	FHLBANKS 4.625 06/06/25	2023-06-12	2,000,000.00	1,998,327.50	0.00	0.00	9,763.89	0.00	44,965.28
3130AWER7	FHLBANKS 4.625 06/06/25	2023-06-12	0.00	0.00	87,361.11	0.00	53,444.44	140,805.56	0.00
3130AWER7	FHLBANKS 4.625 06/06/25	2023-06-12	0.00	0.00	21,840.28	0.00	13,361.11	35,201.39	0.00
3130AWER7	FHLBANKS 4.625 06/06/25	2023-06-12	8,000,000.00	7,993,360.00	0.00	0.00	39,055.56	0.00	179,861.11
31846V567	FIRST AMER.GVT OBLG;Z	2024-11-30	30,267,126.86	30,267,126.86	0.00	0.00	136,717.06	23,376.86	113,340.20
TEXPOOL	TexPool	2024-11-30	1,261,378.56	1,261,378.56	0.00	0.00	280,871.08	280,871.08	0.00
TOTAL			71,528,505.42	71,156,636.25	508,784.72	0.00	755,088.14	1,251,782.66	515,874.92
GRAND TOTAL			555,595,879.04	552,382,874.78	2,283,450.07	(18,403.53)	3,928,842.74	4,674,070.01	2,060,411.05

Earnings by Fund

CUSIP	DESCRIPTION	ENDING PAR VALUE	BEGINNING BOOK VALUE	ENDING BOOK VALUE	FINAL MATURITY	COUPON RATE	YIELD	INTEREST EARNED	NET AMORTIZATION/ACCRETION INCOME	NET REALIZED GAIN/LOSS	ADJUSTED INTEREST EARNINGS
2020 BOND SERIES											
31846V567	FIRST AMER:GVT OBLG;Z	20,014,284.69	0.00	20,014,284.69	11/30/2024	4.49	4.52	89,478.07	0.00	0.00	89,478.07
62479LKX2	MUFG Bank, Ltd. - New York Branch 0.010/31/2024	0.00	4,955,500.00	0.00	10/31/2024	0.00	5.49	0.00	44,500.00	0.00	44,500.00
TEXPOOL	TexPool	12,928,855.30	28,003,437.72	12,928,855.30	11/30/2024	5.34	4.67	270,944.71	0.00	0.00	270,944.71
TOTAL		32,943,139.99	32,958,937.72	32,943,139.99		4.82	4.58	360,422.78	44,500.00	0.00	404,922.78
BUILDING											
139999998	Texas Connect	28,428,981.61	28,070,740.15	28,428,981.61	11/30/2024	0.00	4.80	358,241.46	0.00	0.00	358,241.46
22533TNF9	CREDIT AGR NY 01/15/25	5,000,000.00	4,900,861.20	4,967,196.72	01/15/2025	0.00	5.39	0.00	66,335.52	0.00	66,335.52
22533TR73	CREDIT AGR NY 04/07/25	10,000,000.00	9,692,432.62	9,820,820.84	04/07/2025	0.00	5.24	0.00	128,388.22	0.00	128,388.22
3130AQC3	FHLBANKS 1.000 12/20/24 '24	5,000,000.00	5,000,000.00	5,000,000.00	12/20/2024	1.00	1.00	12,500.00	0.00	0.00	12,500.00
3130ARD24	FEDERAL HOME LOAN BANKS 2.0109/30/2024	0.00	9,977,275.16	0.00	09/30/2024	2.01	5.00	16,191.67	22,724.84	0.00	38,916.51
3130ATUC9	FHLBANKS 4.500 12/12/25	10,000,000.00	10,047,487.50	10,038,234.04	12/12/2025	4.50	4.10	112,500.00	(9,253.45)	0.00	103,246.55
3133EN5Q9	FED FARM CR BNKS 4.500 01/10/25	5,000,000.00	5,002,456.17	5,000,749.98	01/10/2025	4.50	4.36	56,250.00	(1,706.19)	0.00	54,543.81
31846V567	FIRST AMER:GVT OBLG;Z	20,018,184.34	0.00	20,018,184.34	11/30/2024	4.52	4.52	93,390.86	0.00	0.00	93,390.86
62479LK46	MUFG Bank, Ltd. - New York Branch 0.010/04/2024	0.00	9,954,258.33	0.00	10/04/2024	0.00	5.15	0.00	45,741.67	0.00	45,741.67
9128284V9	US TREASURY 2.875 08/15/28	6,000,000.00	0.00	5,850,253.91	08/15/2028	2.88	3.60	40,781.25	9,628.91	0.00	50,410.16
912828YE4	UNITED STATES TREASURY 1.25 08/31/2024	0.00	5,000,000.00	0.00	08/31/2024	1.25	2.47	0.00	0.00	0.00	0.00
91282CED9	US TREASURY 1.750 03/15/25	15,000,000.00	14,745,266.58	14,864,142.18	03/15/2025	1.75	5.05	65,822.05	118,875.60	0.00	184,697.65
91282CLG4	US TREASURY 3.750 08/15/27	4,000,000.00	0.00	4,010,482.28	08/15/2027	3.75	3.65	35,461.96	(923.97)	0.00	34,537.99
TEXPOOL	TexPool	4,717,300.02	16,986,395.61	4,717,300.02	11/30/2024	5.34	4.67	213,701.15	0.00	0.00	213,701.15
TEXSTAR	TexSTAR	3,218,600.23	3,179,580.16	3,218,600.23	11/30/2024	5.30	4.64	39,020.07	0.00	0.00	39,020.07
TOTAL		116,383,066.20	122,556,753.48	115,934,946.14		2.27	4.49	1,043,860.46	379,811.13	0.00	1,423,671.60
COLLIN COLLEGE											
31846V567	FIRST AMER:GVT OBLG;Z	185,006,872.03	0.00	185,006,872.03	11/30/2024	4.51	4.52	229,218.70	0.00	0.00	229,218.70
TOTAL		185,006,872.03	0.00	185,006,872.03		4.51	4.52	229,218.70	0.00	0.00	229,218.70

Earnings by Fund

CUSIP	DESCRIPTION	ENDING PAR VALUE	BEGINNING BOOK VALUE	ENDING BOOK VALUE	FINAL MATURITY	COUPON RATE	YIELD	INTEREST EARNED	NET AMORTIZATION/ ACCRETION INCOME	NET REALIZED GAIN/LOSS	ADJUSTED INTEREST EARNINGS
DEBT SERVICE											
31846V567	FIRST AMER:GVT OBLG;Z	10,009,092.17	0.00	10,009,092.17	11/30/2024	4.49	4.52	46,695.43	0.00	0.00	46,695.43
TEXPOOL	TexPool	10,890,636.24	13,836,000.94	10,890,636.24	11/30/2024	5.34	4.67	146,370.33	0.00	0.00	146,370.33
TOTAL		20,899,728.41	13,836,000.94	20,899,728.41		4.93	4.60	193,065.76	0.00	0.00	193,065.76
OPERATING											
139999998	Texas Connect	12,183,849.27	12,030,317.21	12,183,849.27	11/30/2024	0.00	4.80	153,532.06	0.00	0.00	153,532.06
3130AWTQ3	FHLBANKS 4.625 09/11/26	25,000,000.00	24,835,403.06	24,855,644.04	09/11/2026	4.63	4.97	289,062.50	20,240.97	0.00	309,303.47
3130AXU63	FHLBANKS 4.625 11/17/26	8,000,000.00	7,990,332.85	7,991,422.95	11/17/2026	4.63	4.68	92,500.00	1,090.10	0.00	93,590.10
3133EN7J3	FED FARM CR BNKS 3.875 02/02/26	7,500,000.00	7,487,016.21	7,489,292.75	02/02/2026	3.88	4.01	72,656.25	2,276.54	0.00	74,932.79
3133ENZ94	FEDERAL FARM CREDIT BANKS FUNDING CORP 4.5 11/18/2024	0.00	10,003,613.55	0.00	11/18/2024	4.50	4.32	96,250.00	(3,613.55)	0.00	92,636.45
3133EP7C3	FED FARM CR BNKS 4.625 04/01/26	7,500,000.00	7,454,180.55	7,461,406.84	04/01/2026	4.63	5.03	86,718.75	7,226.29	0.00	93,945.04
3134GXZT4	FREDDIE MAC 4.000 07/14/25 '24 MTN	5,000,000.00	5,000,000.00	5,000,000.00	07/14/2025	4.00	4.00	50,000.00	0.00	0.00	50,000.00
3135G03U5	FANNIE MAE 0.625 04/22/25	5,000,000.00	4,923,219.95	4,953,207.01	04/22/2025	0.63	3.15	7,812.50	29,987.06	0.00	37,799.56
3135G04Z3	FANNIE MAE 0.500 06/17/25	7,500,000.00	7,304,070.45	7,365,764.53	06/17/2025	0.50	3.99	9,375.00	61,694.08	0.00	71,069.08
31422XMV1	FEDERAL AGRICULTURAL MORTGAGE CORP 0.5 10/04/2024	0.00	5,000,000.00	0.00	10/04/2024	0.50	0.50	2,291.67	0.00	0.00	2,291.67
31846V567	FIRST AMER:GVT OBLG;Z	410,000.00	0.00	410,000.00	11/30/2024	4.52	4.52	9,334.14	0.00	0.00	9,334.14
515327828	JPMorgan Chase Commercial Checking Account	86,572.60	155,731.06	86,572.60	11/30/2024	0.00	0.00	0.00	0.00	0.00	0.00
912828ZT0	US TREASURY 0.250 05/31/25	5,000,000.00	4,888,540.70	4,925,830.40	05/31/2025	0.25	3.42	3,108.11	37,289.69	0.00	40,397.80
91282CFP1	US TREASURY 4.250 10/15/25	8,000,000.00	7,944,485.48	7,956,837.12	10/15/2025	4.25	4.90	84,775.42	12,351.64	0.00	97,127.06
91282CGR6	US TREASURY 4.625 03/15/26	7,500,000.00	7,456,170.17	7,463,292.51	03/15/2026	4.63	5.03	86,979.14	7,122.35	0.00	94,101.48
TEXPOOL	TexPool	23,914,251.46	36,305,835.67	23,914,251.46	11/30/2024	5.34	4.67	226,902.66	0.00	0.00	226,902.66
TEXSTAR	TexSTAR	491,332.80	485,380.76	491,332.80	11/30/2024	5.30	4.64	5,952.04	0.00	0.00	5,952.04
TXRANGE	Texas Range TexasDAILY Fund	5,748,560.86	5,678,624.19	5,748,560.86	11/30/2024	5.04	4.72	69,936.67	0.00	0.00	69,936.67
TOTAL		128,834,566.99	154,942,921.87	128,297,265.14		3.69	4.59	1,347,186.90	175,665.18	0.00	1,522,852.07

Earnings by Fund

CUSIP	DESCRIPTION	ENDING PAR VALUE	BEGINNING BOOK VALUE	ENDING BOOK VALUE	FINAL MATURITY	COUPON RATE	YIELD	INTEREST EARNED	NET AMORTIZATION/ ACCRETION INCOME	NET REALIZED GAIN/LOSS	ADJUSTED INTEREST EARNINGS
STABILIZATION											
06054NMG3	BOFA SECURITIES 12/16/24	0.00	9,848,066.67	0.00	12/16/2024	0.00	5.33	0.00	74,533.33	0.00	74,533.33
06054NMG3	BofA Securities, Inc. 0.0 12/16/2024	10,000,000.00	0.00	9,978,500.00	12/16/2024	0.00	5.25	0.00	55,900.00	0.00	55,900.00
06741FKP1	Barclays Bank PLC New York Branch 0.0 10/23/2024	0.00	9,922,144.45	0.00	10/23/2024	0.00	5.54	0.00	77,855.55	0.00	77,855.55
3130AWER7	FHLBANKS 4.625 06/06/25	0.00	7,997,449.34	0.00	06/06/2025	4.63	4.67	53,444.44	477.10	0.00	53,921.55
3130AWER7	FHLBANKS 4.625 06/06/25	0.00	1,999,357.53	0.00	06/06/2025	4.63	4.67	13,361.11	120.17	0.00	13,481.28
3130AWER7	FHLBANKS 4.625 06/06/25	8,000,000.00	0.00	7,998,284.27	06/06/2025	4.63	4.66	39,055.56	357.83	0.00	39,413.38
3130AWER7	FHLBANKS 4.625 06/06/25	2,000,000.00	0.00	1,999,567.84	06/06/2025	4.63	4.66	9,763.89	90.13	0.00	9,854.02
3133EN6A3	FED FARM CR BNKS 4.000 01/13/26	0.00	10,014,666.13	0.00	01/13/2026	4.00	3.89	57,777.78	(1,528.33)	0.00	56,249.44
3133EN6A3	FED FARM CR BNKS 4.000 01/13/26	10,000,000.00	0.00	10,011,991.55	01/13/2026	4.00	3.88	42,222.22	(1,146.25)	0.00	41,075.97
3133EPC37	FED FARM CR BNKS 4.875 11/13/25	0.00	9,993,875.36	0.00	11/13/2025	4.88	4.93	70,416.67	727.13	0.00	71,143.79
3133EPC37	FED FARM CR BNKS 4.875 11/13/25	10,000,000.00	0.00	9,995,147.83	11/13/2025	4.88	4.93	51,458.33	545.34	0.00	52,003.68
31846V567	FIRST AMER:GVT OBLG;Z	30,267,126.86	0.00	30,267,126.86	11/30/2024	4.49	4.52	136,717.06	0.00	0.00	136,717.06
62479LKX2	MUFG Bank, Ltd. - New York Branch 0.0 10/31/2024	0.00	4,955,500.00	0.00	10/31/2024	0.00	5.49	0.00	44,500.00	0.00	44,500.00
TEXPOOL	TexPool	1,261,378.56	30,980,507.48	1,261,378.56	11/30/2024	5.34	4.67	280,871.08	0.00	0.00	280,871.08
TOTAL		71,528,505.42	85,711,566.96	71,511,996.91		3.89	4.61	755,088.14	252,432.01	0.00	1,007,520.15
GRAND TOTAL		555,595,879.04	410,006,180.96	554,593,948.62		3.81	4.55	3,928,842.74	852,408.31	0.00	4,781,251.06

Projected Cashflows

For the Period December 01, 2024 to May 31, 2025

CUSIP	DESCRIPTION	POST DATE	TRANSACTION TYPE	AMOUNT
2020 BOND SERIES				
MAR 2025				
55609EQM3	MACQUARIE INTRL 03/21/25	03/21/2025	Final Maturity	5,000,000.00
MAR 2025 TOTAL				5,000,000.00
JUN 2025				
62479LT62	MUFG BANK NY 06/06/25	06/06/2025	Final Maturity	10,000,000.00
JUN 2025 TOTAL				10,000,000.00
2020 BOND SERIES TOTAL				15,000,000.00
BUILDING				
DEC 2024				
3130ATUC9	FHLBANKS 4.500 12/12/25	12/12/2024	Coupon	225,000.00
91282CGA3	US TREASURY 4.000 12/15/25	12/16/2024	Coupon	100,000.00
91282CJP7	US TREASURY 4.375 12/15/26	12/16/2024	Coupon	109,375.00
3130AQCM3	FHLBANKS 1.000 12/20/24 '24	12/20/2024	Final Maturity	5,000,000.00
3130AQCM3	FHLBANKS 1.000 12/20/24 '24	12/20/2024	Coupon	25,000.00
DEC 2024 TOTAL				5,459,375.00
JAN 2025				
3133EN5Q9	FED FARM CR BNKS 4.500 01/10/25	01/10/2025	Coupon	112,500.00
3133EN5Q9	FED FARM CR BNKS 4.500 01/10/25	01/10/2025	Final Maturity	5,000,000.00
22533TNF9	CREDIT AGRI NY 01/15/25	01/15/2025	Final Maturity	5,000,000.00
JAN 2025 TOTAL				10,112,500.00
FEB 2025				
9128284V9	US TREASURY 2.875 08/15/28	02/18/2025	Coupon	86,250.00
91282CLG4	US TREASURY 3.750 08/15/27	02/18/2025	Coupon	75,000.00

Projected Cashflows

For the Period December 01, 2024 to May 31, 2025

CUSIP	DESCRIPTION	POST DATE	TRANSACTION TYPE	AMOUNT
FEB 2025 TOTAL				161,250.00
MAR 2025				
91282CED9	US TREASURY 1.750 03/15/25	03/17/2025	Coupon	131,250.00
91282CED9	US TREASURY 1.750 03/15/25	03/17/2025	Final Maturity	15,000,000.00
MAR 2025 TOTAL				15,131,250.00
APR 2025				
22533TR73	CREDIT AGRI NY 04/07/25	04/07/2025	Final Maturity	10,000,000.00
APR 2025 TOTAL				10,000,000.00
MAY 2025				
9128285M8	US TREASURY 3.125 11/15/28	05/15/2025	Coupon	78,125.00
MAY 2025 TOTAL				78,125.00
JUN 2025				
91282CFZ9	US TREASURY 3.875 11/30/27	06/02/2025	Coupon	96,875.00
3130ATUC9	FHLBANKS 4.500 12/12/25	06/12/2025	Coupon	225,000.00
91282CGA3	US TREASURY 4.000 12/15/25	06/16/2025	Coupon	100,000.00
91282CJP7	US TREASURY 4.375 12/15/26	06/16/2025	Coupon	109,375.00
JUN 2025 TOTAL				531,250.00
AUG 2025				
9128284V9	US TREASURY 2.875 08/15/28	08/15/2025	Coupon	86,250.00
91282CLG4	US TREASURY 3.750 08/15/27	08/15/2025	Coupon	75,000.00
AUG 2025 TOTAL				161,250.00
BUILDING TOTAL				41,635,000.00
OPERATING				
DEC 2024				

Projected Cashflows

For the Period December 01, 2024 to May 31, 2025

CUSIP	DESCRIPTION	POST DATE	TRANSACTION TYPE	AMOUNT
912828ZT0	US TREASURY 0.250 05/31/25	12/02/2024	Coupon	6,250.00
DEC 2024 TOTAL				6,250.00
JAN 2025				
3134GXZT4	FREDDIE MAC 4.000 07/14/25 '24 MTN	01/14/2025	Coupon	100,000.00
JAN 2025 TOTAL				100,000.00
FEB 2025				
3133EN7J3	FED FARM CR BNKS 3.875 02/02/26	02/03/2025	Coupon	145,312.50
FEB 2025 TOTAL				145,312.50
MAR 2025				
3130AWTQ3	FHLBANKS 4.625 09/11/26	03/11/2025	Coupon	578,125.00
91282CGR6	US TREASURY 4.625 03/15/26	03/17/2025	Coupon	173,437.50
MAR 2025 TOTAL				751,562.50
APR 2025				
3133EP7C3	FED FARM CR BNKS 4.625 04/01/26	04/01/2025	Coupon	173,437.50
91282CFP1	US TREASURY 4.250 10/15/25	04/15/2025	Coupon	170,000.00
3135G03U5	FANNIE MAE 0.625 04/22/25	04/22/2025	Final Maturity	5,000,000.00
3135G03U5	FANNIE MAE 0.625 04/22/25	04/22/2025	Coupon	15,625.00
APR 2025 TOTAL				5,359,062.50
MAY 2025				
3130AXU63	FHLBANKS 4.625 11/17/26	05/19/2025	Coupon	185,000.00
MAY 2025 TOTAL				185,000.00
JUN 2025				
912828ZT0	US TREASURY 0.250 05/31/25	06/02/2025	Final Maturity	5,000,000.00
912828ZT0	US TREASURY 0.250 05/31/25	06/02/2025	Coupon	6,250.00
3135G04Z3	FANNIE MAE 0.500 06/17/25	06/17/2025	Final Maturity	7,500,000.00

Projected Cashflows

For the Period December 01, 2024 to May 31, 2025

CUSIP	DESCRIPTION	POST DATE	TRANSACTION TYPE	AMOUNT
3135G04Z3	FANNIE MAE 0.500 06/17/25	06/17/2025	Coupon	18,750.00
JUN 2025 TOTAL				12,525,000.00
JUL 2025				
3134GXZT4	FREDDIE MAC 4.000 07/14/25 '24 MTN	07/14/2025	Final Maturity	5,000,000.00
3134GXZT4	FREDDIE MAC 4.000 07/14/25 '24 MTN	07/14/2025	Coupon	100,000.00
JUL 2025 TOTAL				5,100,000.00
AUG 2025				
3133EN7J3	FED FARM CR BNKS 3.875 02/02/26	08/04/2025	Coupon	145,312.50
AUG 2025 TOTAL				145,312.50
OPERATING TOTAL				24,317,500.00
STABILIZATION				
DEC 2024				
3130AWER7	FHLBANKS 4.625 06/06/25	12/06/2024	Coupon	231,250.00
91282CJP7	US TREASURY 4.375 12/15/26	12/16/2024	Coupon	218,750.00
91282CGA3	US TREASURY 4.000 12/15/25	12/16/2024	Coupon	200,000.00
06054NMG3	BofA Securities, Inc. 0.0 12/16/2024	12/16/2024	Maturity	10,000,000.00
DEC 2024 TOTAL				10,650,000.00
JAN 2025				
3133EN6A3	FED FARM CR BNKS 4.000 01/13/26	01/13/2025	Coupon	200,000.00
JAN 2025 TOTAL				200,000.00
MAY 2025				
3133EPC37	FED FARM CR BNKS 4.875 11/13/25	05/13/2025	Coupon	243,750.00
MAY 2025 TOTAL				243,750.00
JUN 2025				

Projected Cashflows

For the Period December 01, 2024 to May 31, 2025

CUSIP	DESCRIPTION	POST DATE	TRANSACTION TYPE	AMOUNT
91282CFZ9	US TREASURY 3.875 11/30/27	06/02/2025	Coupon	96,875.00
3130AWER7	FHLBANKS 4.625 06/06/25	06/06/2025	Coupon	231,250.00
3130AWER7	FHLBANKS 4.625 06/06/25	06/06/2025	Final Maturity	10,000,000.00
91282CJP7	US TREASURY 4.375 12/15/26	06/16/2025	Coupon	218,750.00
91282CGA3	US TREASURY 4.000 12/15/25	06/16/2025	Coupon	200,000.00
JUN 2025 TOTAL				10,746,875.00
JUL 2025				
3133EN6A3	FED FARM CR BNKS 4.000 01/13/26	07/14/2025	Coupon	200,000.00
JUL 2025 TOTAL				200,000.00
STABILIZATION TOTAL				22,040,625.00
GRAND TOTAL				102,993,125.00

Change in Value

IDENTIFIER	ISSUER PAR VALUE	YIELD	TRADE DATE MATURITY DATE	INTEREST ACCRUAL INTEREST RECEIVED	BEGINNING BOOK VALUE BEGINNING MARKET VALUE	PURCHASES/ ADDITIONS	REDEMPTIONS	CHANGE IN BOOK VALUE CHANGE IN MARKET VALUE	ENDING BOOK VALUE ENDING MARKET VALUE
2020 BOND SERIES									
62479LKX2	MUFG Bank, Ltd. - New York Branch 0.0 10/31/2024 0.00	5.49	04/30/2024 10/31/2024	0.00 0.00	4,955,500.00 4,955,500.00	0.00	(5,000,000.00)	(4,955,500.00) (4,955,500.00)	0.00 0.00
31846V567	FIRST AMER.GVT OBLG;Z 20,014,284.69	4.52	11/30/2024	89,478.07 14,284.69	0.00 0.00	20,014,284.69	0.00	20,014,284.69 20,014,284.69	20,014,284.69 20,014,284.69
TEXPOOL	TexPool 12,928,855.30	4.67	11/30/2024	270,944.71 270,944.71	28,003,437.72 28,003,437.72	0.00	(15,074,582.42)	(15,074,582.42) (15,074,582.42)	12,928,855.30 12,928,855.30
TOTAL		4.58		360,422.78 285,229.40	32,958,937.72 32,958,937.72	20,014,284.69	(20,074,582.42)	(15,797.73) (15,797.73)	32,943,139.99 32,943,139.99

BUILDING									
912828YE4	UNITED STATES TREASURY 1.25 08/31/2024 0.00	2.47	04/13/2022 08/31/2024	0.00 31,250.00	5,000,000.00 5,000,000.00	0.00	0.00	(5,000,000.00) (5,000,000.00)	0.00 0.00
3130ARD24	FEDERAL HOME LOAN BANKS 2.01 09/30/2024 0.00	5.00	05/22/2023 09/30/2024	16,191.67 100,500.00	9,977,275.16 9,972,800.00	0.00	(10,000,000.00)	(9,977,275.16) (9,972,800.00)	0.00 0.00
62479LK46	MUFG Bank, Ltd. - New York Branch 0.0 10/04/2024 0.00	5.15	01/18/2024 10/04/2024	0.00 0.00	9,954,258.33 9,954,258.33	0.00	(10,000,000.00)	(9,954,258.33) (9,954,258.33)	0.00 0.00
139999998	Texas Connect 28,428,981.61	4.80	11/30/2024	358,241.46 358,241.46	28,070,740.15 28,070,740.15	358,241.46	0.00	358,241.46 358,241.46	28,428,981.61 28,428,981.61
TEXSTAR	TexSTAR 3,218,600.23	4.64	11/30/2024	39,020.07 39,020.07	3,179,580.16 3,179,580.16	39,020.07	0.00	39,020.07 39,020.07	3,218,600.23 3,218,600.23
TEXPOOL	TexPool 4,717,300.02	4.67	11/30/2024	213,701.15 213,701.15	16,986,395.61 16,986,395.61	5,449,971.88	(17,719,067.47)	(12,269,095.59) (12,269,095.59)	4,717,300.02 4,717,300.02
31846V567	FIRST AMER.GVT OBLG;Z 20,018,184.34	4.52	11/30/2024	93,390.86 18,184.34	0.00 0.00	20,018,184.34	0.00	20,018,184.34 20,018,184.34	20,018,184.34 20,018,184.34
3130AQCM3	FHLBANKS 1.000 12/20/24 '24 5,000,000.00	1.00	12/10/2021 12/20/2024	12,500.00 0.00	5,000,000.00 4,935,650.00	0.00	0.00	0.00 54,750.00	5,000,000.00 4,990,400.00
3133EN5Q9	FED FARM CR BNKS 4.500 01/10/25 5,000,000.00	4.36	01/09/2023 01/10/2025	56,250.00 0.00	5,002,456.17 4,988,200.00	0.00	0.00	(1,706.19) 10,800.00	5,000,749.98 4,999,000.00
22533TNF9	CREDIT AGRI NY 01/15/25 5,000,000.00	5.39	07/16/2024 01/15/2025	0.00 0.00	4,900,861.20 4,900,861.20	0.00	0.00	66,335.52 66,335.52	4,967,196.72 4,967,196.72
91282CED9	US TREASURY 1.750 03/15/25 15,000,000.00	5.05	03/27/2024 03/15/2025	65,822.05 131,250.00	14,745,266.58 14,770,312.50	0.00	0.00	118,875.60 113,085.90	14,864,142.18 14,883,398.40
22533TR73	CREDIT AGRI NY 04/07/25 10,000,000.00	5.24	07/16/2024 04/07/2025	0.00 0.00	9,692,432.62 9,692,432.62	0.00	0.00	128,388.22 128,388.22	9,820,820.84 9,820,820.84
3130ATUC9	FHLBANKS 4.500 12/12/25 10,000,000.00	4.10	01/06/2023 12/12/2025	112,500.00 0.00	10,047,487.50 10,028,700.00	0.00	0.00	(9,253.45) (21,500.00)	10,038,234.04 10,007,200.00

Change in Value

IDENTIFIER	ISSUER PAR VALUE	YIELD	TRADE DATE MATURITY DATE	INTEREST ACCRUAL INTEREST RECEIVED	BEGINNING BOOK VALUE BEGINNING MARKET VALUE	PURCHASES/ ADDITIONS	REDEMPTIONS	CHANGE IN BOOK VALUE CHANGE IN MARKET VALUE	ENDING BOOK VALUE ENDING MARKET VALUE
91282CLG4	US TREASURY 3.750 08/15/27 4,000,000.00	3.65	09/05/2024 08/15/2027	35,461.96 0.00	0.00 0.00	4,011,406.25	0.00	4,010,482.28 3,963,125.00	4,010,482.28 3,963,125.00
9128284V9	US TREASURY 2.875 08/15/28 6,000,000.00	3.60	09/05/2024 08/15/2028	40,781.25 0.00	0.00 0.00	5,840,625.00	0.00	5,850,253.91 5,745,468.78	5,850,253.91 5,745,468.78
TOTAL		4.49		1,043,860.46 892,147.02	122,556,753.48 122,479,930.57	35,717,449.00	(37,719,067.47)	(6,621,807.34) (6,720,254.64)	115,934,946.14 115,759,675.94

COLLIN COLLEGE									
31846V567	FIRST AMER:GVT OBLG;Z 185,006,872.03	4.52	11/21/2024 11/30/2024	229,218.70 0.00	0.00 0.00	185,006,872.03	0.00	185,006,872.03 185,006,872.03	185,006,872.03 185,006,872.03
TOTAL		4.52		229,218.70 0.00	0.00 0.00	185,006,872.03	0.00	185,006,872.03 185,006,872.03	185,006,872.03 185,006,872.03

DEBT SERVICE									
31846V567	FIRST AMER:GVT OBLG;Z 10,009,092.17	4.52	11/30/2024	46,695.43 9,092.17	0.00 0.00	10,009,092.17	0.00	10,009,092.17 10,009,092.17	10,009,092.17 10,009,092.17
TEXPOOL	TexPool 10,890,636.24	4.67	11/30/2024	146,370.33 146,370.33	13,836,000.94 13,836,000.94	2,525,809.14	(5,471,173.84)	(2,945,364.70) (2,945,364.70)	10,890,636.24 10,890,636.24
TOTAL		4.60		193,065.76 155,462.50	13,836,000.94 13,836,000.94	12,534,901.31	(5,471,173.84)	7,063,727.47 7,063,727.47	20,899,728.41 20,899,728.41

OPERATING									
31422XMV1	FEDERAL AGRICULTURAL MORT- GAGE CORP 0.5 10/04/2024 0.00	0.50	09/14/2021 10/04/2024	2,291.67 12,500.00	5,000,000.00 4,978,550.00	0.00	(5,000,000.00)	(5,000,000.00) (4,978,550.00)	0.00 0.00
3133ENZ94	FEDERAL FARM CREDIT BANKS FUNDING CORP 4.5 11/18/2024 0.00	4.32	01/17/2023 11/18/2024	96,250.00 225,000.00	10,003,613.55 9,983,600.00	0.00	(10,000,000.00)	(10,003,613.55) (9,983,600.00)	0.00 0.00
TEXPOOL	TexPool 23,914,251.46	4.67	11/30/2024	226,902.66 226,902.66	36,305,835.67 36,305,835.67	18,545,712.08	(30,937,296.29)	(12,391,584.21) (12,391,584.21)	23,914,251.46 23,914,251.46
31846V567	FIRST AMER:GVT OBLG;Z 410,000.00	4.52	11/18/2024 11/30/2024	9,334.14 0.00	0.00 0.00	10,410,000.00	(10,000,000.00)	410,000.00 410,000.00	410,000.00 410,000.00
TXRANGE	Texas Range TexasDAILY Fund 5,748,560.86	4.72	11/30/2024	69,936.67 69,936.67	5,678,624.19 5,678,624.19	69,936.67	0.00	69,936.67 69,936.67	5,748,560.86 5,748,560.86
TEXSTAR	TexSTAR 491,332.80	4.64	11/30/2024	5,952.04 5,952.04	485,380.76 485,380.76	5,952.04	0.00	5,952.04 5,952.04	491,332.80 491,332.80

Change in Value

IDENTIFIER	ISSUER PAR VALUE	YIELD	TRADE DATE MATURITY DATE	INTEREST ACCRUAL INTEREST RECEIVED	BEGINNING BOOK VALUE BEGINNING MARKET VALUE	PURCHASES/ ADDITIONS	REDEMPTIONS	CHANGE IN BOOK VALUE CHANGE IN MARKET VALUE	ENDING BOOK VALUE ENDING MARKET VALUE
515327828	JPMorgan Chase Commercial Checking Account 86,572.60	0.00	11/30/2024	0.00 0.00	155,731.06 155,731.06	48,938.90	(118,097.36)	(69,158.46) (69,158.46)	86,572.60 86,572.60
139999998	Texas Connect 12,183,849.27	4.80	11/30/2024	153,532.06 153,532.06	12,030,317.21 12,030,317.21	153,532.06	0.00	153,532.06 153,532.06	12,183,849.27 12,183,849.27
3135G03U5	FANNIE MAE 0.625 04/22/25 5,000,000.00	3.15	08/03/2022 04/22/2025	7,812.50 15,625.00	4,923,219.95 4,873,550.00	0.00	0.00	29,987.06 52,550.00	4,953,207.01 4,926,100.00
912828ZT0	US TREASURY 0.250 05/31/25 5,000,000.00	3.42	05/13/2022 05/31/2025	3,108.11 0.00	4,888,540.70 4,843,164.05	0.00	0.00	37,289.69 55,078.15	4,925,830.40 4,898,242.20
3135G04Z3	FANNIE MAE 0.500 06/17/25 7,500,000.00	3.99	01/19/2023 06/17/2025	9,375.00 0.00	7,304,070.45 7,266,675.00	0.00	0.00	61,694.08 75,150.00	7,365,764.53 7,341,825.00
3134GXZT4	FREDDIE MAC 4.000 07/14/25 '24 MTN 5,000,000.00	4.00	06/14/2022 07/14/2025	50,000.00 100,000.00	5,000,000.00 4,960,250.00	0.00	0.00	0.00 19,750.00	5,000,000.00 4,980,000.00
91282CFP1	US TREASURY 4.250 10/15/25 8,000,000.00	4.90	11/22/2023 10/15/2025	84,775.42 170,000.00	7,944,485.48 7,994,687.52	0.00	0.00	12,351.64 (4,375.04)	7,956,837.12 7,990,312.48
3133EN7J3	FED FARM CR BNKS 3.875 02/02/26 7,500,000.00	4.01	01/27/2023 02/02/2026	72,656.25 0.00	7,487,016.21 7,462,200.00	0.00	0.00	2,276.54 (4,950.00)	7,489,292.75 7,457,250.00
91282CGR6	US TREASURY 4.625 03/15/26 7,500,000.00	5.03	04/29/2024 03/15/2026	86,979.14 173,437.50	7,456,170.17 7,558,886.70	0.00	0.00	7,122.35 (28,417.95)	7,463,292.51 7,530,468.75
3133EP7C3	FED FARM CR BNKS 4.625 04/01/26 7,500,000.00	5.03	04/30/2024 04/01/2026	86,718.75 173,437.50	7,454,180.55 7,548,525.00	0.00	0.00	7,226.29 (20,175.00)	7,461,406.84 7,528,350.00
3130AWTQ3	FHLBANKS 4.625 09/11/26 25,000,000.00	4.97	09/25/2023 09/11/2026	289,062.50 578,125.00	24,835,403.06 25,317,500.00	0.00	0.00	20,240.97 (162,000.00)	24,855,644.04 25,155,500.00
3130AXU63	FHLBANKS 4.625 11/17/26 8,000,000.00	4.68	11/22/2023 11/17/2026	92,500.00 185,000.00	7,990,332.85 8,112,080.00	0.00	0.00	1,090.10 (45,520.00)	7,991,422.95 8,066,560.00
TOTAL		4.59		1,347,186.90 2,089,448.43	154,942,921.87 155,555,557.16	29,234,071.75	(56,055,393.65)	(26,645,656.73) (26,846,381.74)	128,297,265.14 128,709,175.42

STABILIZATION									
06741FKP1	Barclays Bank PLC New York Branch 0.0 10/23/2024 0.00	5.54	04/29/2024 10/23/2024	0.00 0.00	9,922,144.45 9,922,144.45	0.00	(10,000,000.00)	(9,922,144.45) (9,922,144.45)	0.00 0.00
62479LKX2	MUFG Bank, Ltd. - New York Branch 0.0 10/31/2024 0.00	5.49	04/30/2024 10/31/2024	0.00 0.00	4,955,500.00 4,955,500.00	0.00	(5,000,000.00)	(4,955,500.00) (4,955,500.00)	0.00 0.00
TEXPOOL	TexPool 1,261,378.56	4.67	11/30/2024	280,871.08 280,871.08	30,980,507.48 30,980,507.48	0.00	(29,719,128.92)	(29,719,128.92) (29,719,128.92)	1,261,378.56 1,261,378.56
31846V567	FIRST AMER.GVT OBLG,Z 30,267,126.86	4.52	11/30/2024	136,717.06 23,376.86	0.00 0.00	30,267,126.86	0.00	30,267,126.86 30,267,126.86	30,267,126.86 30,267,126.86

Change in Value

IDENTIFIER	ISSUER PAR VALUE	YIELD	TRADE DATE MATURITY DATE	INTEREST ACCRUAL INTEREST RECEIVED	BEGINNING BOOK VALUE BEGINNING MARKET VALUE	PURCHASES/ ADDITIONS	REDEMPTIONS	CHANGE IN BOOK VALUE CHANGE IN MARKET VALUE	ENDING BOOK VALUE ENDING MARKET VALUE
06054NMG3	BofA Securities, Inc. 0.0 12/16/2024 10,000,000.00	5.25	03/22/2024 12/16/2024	0.00 0.00	0.00 0.00	0.00	0.00	9,978,500.00 9,978,500.00	9,978,500.00 9,978,500.00
06054NMG3	BOFA SECURITIES 12/16/24 0.00	5.33	03/22/2024 12/16/2024	0.00 0.00	9,848,066.67 9,848,066.67	0.00	0.00	(9,848,066.67) (9,848,066.67)	0.00 0.00
3130AWER7	FHLBANKS 4.625 06/06/25 0.00	4.67	06/12/2023 06/06/2025	13,361.11 0.00	1,999,357.53 1,999,180.00	0.00	0.00	(1,999,357.53) (1,999,180.00)	0.00 0.00
3130AWER7	FHLBANKS 4.625 06/06/25 2,000,000.00	4.66	06/12/2023 06/06/2025	9,763.89 0.00	0.00 0.00	0.00	0.00	1,999,567.84 2,000,700.00	1,999,567.84 2,000,700.00
3130AWER7	FHLBANKS 4.625 06/06/25 0.00	4.67	06/12/2023 06/06/2025	53,444.44 0.00	7,997,449.34 7,996,720.00	0.00	0.00	(7,997,449.34) (7,996,720.00)	0.00 0.00
3130AWER7	FHLBANKS 4.625 06/06/25 8,000,000.00	4.66	06/12/2023 06/06/2025	39,055.56 0.00	0.00 0.00	0.00	0.00	7,998,284.27 8,002,800.00	7,998,284.27 8,002,800.00
3133EPC37	FED FARM CR BNKS 4.875 11/13/25 0.00	4.93	11/22/2023 11/13/2025	70,416.67 0.00	9,993,875.36 10,060,300.00	0.00	0.00	(9,993,875.36) (10,060,300.00)	0.00 0.00
3133EPC37	FED FARM CR BNKS 4.875 11/13/25 10,000,000.00	4.93	11/22/2023 11/13/2025	51,458.33 243,750.00	0.00 0.00	0.00	0.00	9,995,147.83 10,046,200.00	9,995,147.83 10,046,200.00
3133EN6A3	FED FARM CR BNKS 4.000 01/13/26 0.00	3.89	01/12/2023 01/13/2026	57,777.78 200,000.00	10,014,666.13 9,963,200.00	0.00	0.00	(10,014,666.13) (9,963,200.00)	0.00 0.00
3133EN6A3	FED FARM CR BNKS 4.000 01/13/26 10,000,000.00	3.88	01/12/2023 01/13/2026	42,222.22 0.00	0.00 0.00	0.00	0.00	10,011,991.55 9,960,200.00	10,011,991.55 9,960,200.00
TOTAL		4.61		755,088.14 747,997.94	85,711,566.96 85,725,618.59	30,267,126.86	(44,719,128.92)	(14,199,570.05) (14,208,713.17)	71,511,996.91 71,516,905.42
GRAND TOTAL		4.55		3,928,842.74 4,170,285.29	410,006,180.96 410,556,044.98	312,774,705.64	(164,039,346.30)	144,587,767.65 144,279,452.23	554,593,948.62 554,835,497.21

Disclosure

Meeder provides monthly statements for its investment management clients to provide information about the investment portfolio. The information should not be used for audit or confirmation purposes. Please review your custodial statements and report any inaccuracies or discrepancies.

Certain information and data has been supplied by unaffiliated third parties. Although Meeder believes the information is reliable, it cannot warrant the accuracy of information offered by third parties. Market value may reflect prices received from pricing vendors when current market quotations are not available. Prices may not reflect firm bids or offers and may differ from the value at which the security can be sold.

Statements may include positions from unmanaged accounts provided for reporting purposes. Unmanaged accounts are managed directly by the client and are not included in the accounts managed by Meeder. This information is provided as a client convenience and Meeder assumes no responsibility for performance of these accounts or the accuracy of the data reported.

Investing involves risk. Past performance is no guarantee of future results. Debt and fixed income securities are subject to credit and interest rate risk. The investment return and principal value of an investment will fluctuate so that an investors shares, when redeemed, may be worth more or less than their original cost. Current performance may be lower or higher than the performance data quoted.

Investment advisory services provided by Meeder Public Funds, Inc. Please contact us if you would like to receive a copy of our current ADV disclosure brochure or privacy policy.

© 2024 Meeder Investment Management

meederpublicfunds.com | 866.633.3371

