



QUARTERLY INVESTMENT REPORT

Collin County College

NOVEMBER 30, 2023



MEEDER

PUBLIC FUNDS

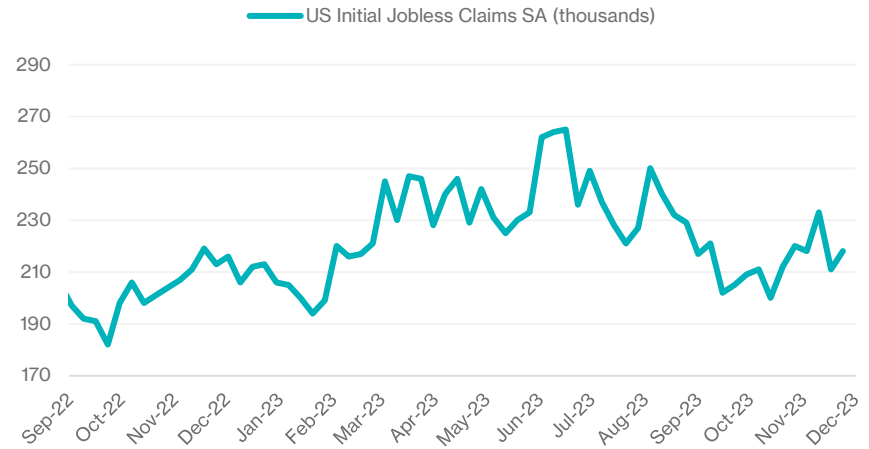
A Fed Pause Turn Into a Fed Pivot?

In November, the Federal Open Market Committee unanimously voted to leave rates unchanged for the second consecutive meeting, leaving the target range for the federal funds rate at 5.25% - 5.50%. Chairman Jerome Powell messaged throughout the month that it is too early to declare an end to rate hikes, much less to speculate when rate cuts will happen. Powell cautioned that “It would be premature to conclude with confidence that we have achieved a sufficiently restrictive stance, or to speculate on when policy might ease”. However, markets still expect rate cuts in 2024 as yields moved lower during the month.

The labor market continues to soften, leading markets to believe we are at the end of the rate hiking cycle. The October US Employment report was softer than expected, showing that the US economy added 150,000 jobs during the month compared to 336,000 in the prior month. Year-over-year wage increases continue to slow, now down to 4.1%, the lowest reading since July 2021. Even though the labor force continues to grow, average hours worked have stalled and are back to pre-pandemic levels. Jobless claims continue to grind higher, and the unemployment rate ticked up to 3.9% from 3.8% previously.

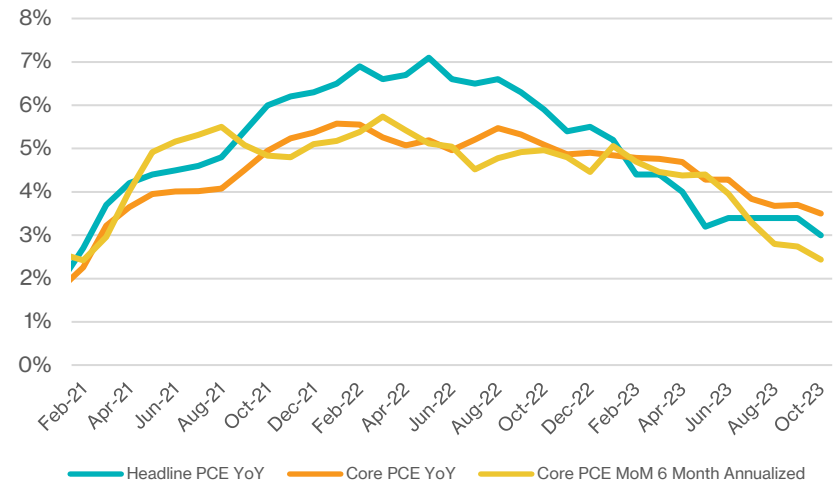
Inflation data continues to weaken as well. The core Personal Consumption Expenditures (PCE) Index, the Federal Reserve’s preferred measure of price inflation, continues to moderate. Data from October showed that inflation slowed to an annual pace of 3.5%, the lowest level since August 2021. Month-over-month, the index increased by just 0.16%, and annualizing the last 6 monthly increases shows consumer prices are increasing at a rate of 2.44%, within striking distance of the Federal Reserve’s target.

Jobless Claims Increasing



SOURCE: BLOOMBERG

Inflation Trending Lower



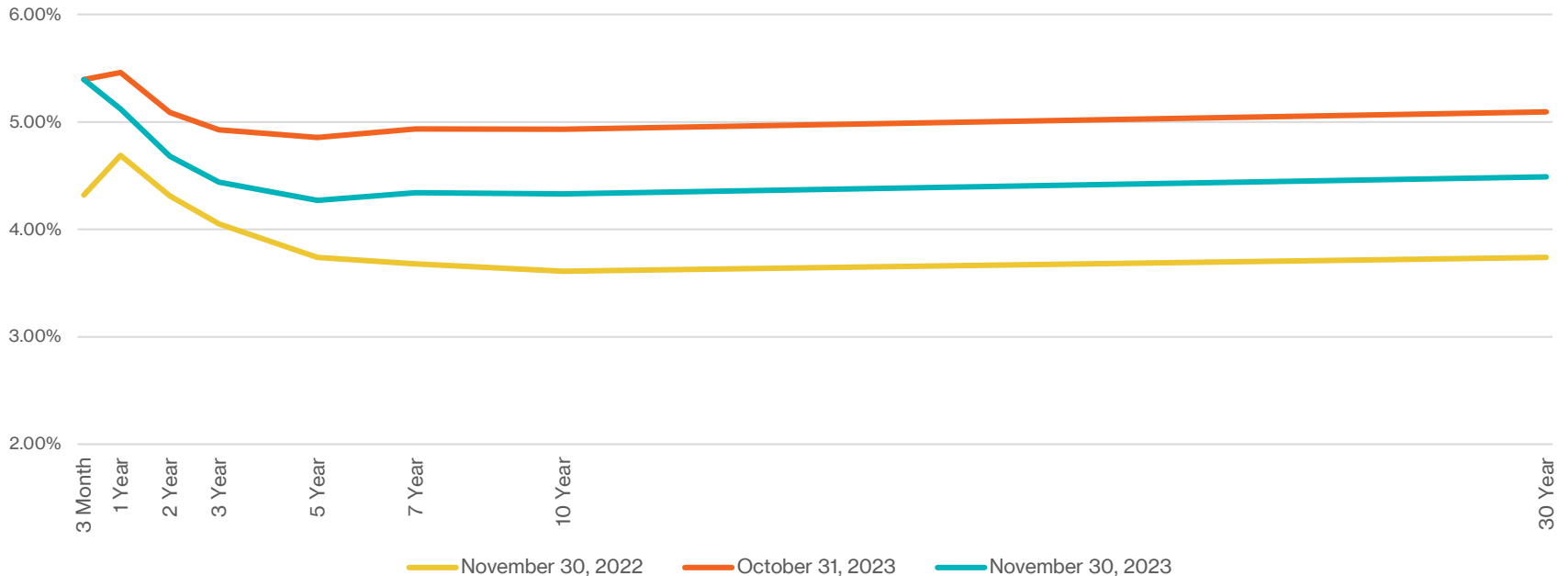
SOURCE: BLOOMBERG

Rates Retreat from October Highs

We are getting closer to the end of the Federal Reserve’s historic rate hiking cycle, and markets continue to price in a more aggressive pace of rate cuts. At the end of October, markets were pricing in nearly three rate cuts in 2024. By the end of November, markets had priced in another two rate cuts for a total of five by the end of 2024. This shift in market expectations for monetary policy prompted the 2-year treasury yield to decline by 0.41% to 4.68%. Likewise, long-term bond yields also decreased, as the 10-year treasury declined by 0.60% to 4.33%. The spread between the 2-year and 10-year treasury yield decreased by 0.20% to -0.36%, keeping the curve inverted and signaling lower policy rates ahead.

We will continue to look to add value by picking up incremental yield on high-quality bonds. Rates are still near historic levels not seen since 2007, making this a very attractive time to buy longer maturities and lock in yields.

US Treasury Yield Curve

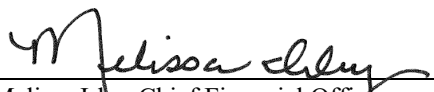


Collin County Community College District
 Quarterly Investment Report
 September 1, 2023 – November 31, 2023


Portfolio Summary Management Report

This quarterly report is prepared in compliance with the Investment Policy and Strategy of the District and the Public Funds Investment Act (Chapter 2256., Texas Government Code).


<u>Portfolio as of 08/31/23:</u>		<u>Portfolio as of 11/30/23:</u>	
Beginning Book Value	\$ 403,260,032	Ending Book Value	\$ 385,710,632
Beginning Market Value	\$ 400,240,182	Ending Market Value	\$ 383,910,131
		Investment Income for the period	\$ 4,474,073
		Unrealized Gain/Loss	\$ (1,800,501)
WAM at Beginning Period Date ¹	200 days	WAM at Ending Period Date ¹	295 days
<i>(Decrease in market value is due to seasonal cash outflows)</i>		Change in Market Value ²	\$ (16,330,051)
Average Yield to Maturity for period		4.648%	
Average Yield 3 Month Treasury Bill for period		5.560%	




 Melissa Irby, Chief Financial Officer
 Collin County Community College District



 Julie Bradley, Associate V.P. - Controller
 Collin County Community College District



 Barbara Johnston, Associate V.P.
 Collin County Community College District



 Jason Headings, Senior Vice President
 Meeder Public Funds

¹ WAM – weighted average maturity

² “Change in Market Value” is required data, but will primarily reflect the receipt and expenditure of the District’s funds from quarter to quarter. Meeder Public Funds has assisted in the preparation of this consolidated investment report, with additional input provided by CCCC.

Your Portfolio

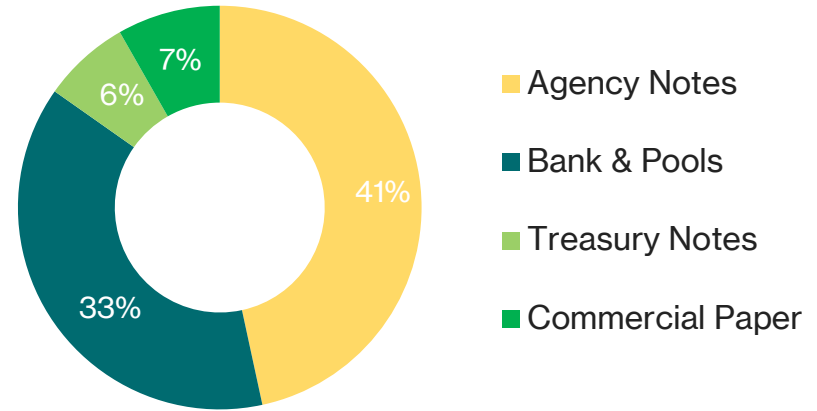
As of November 30, 2023

Your Portfolio Statistics

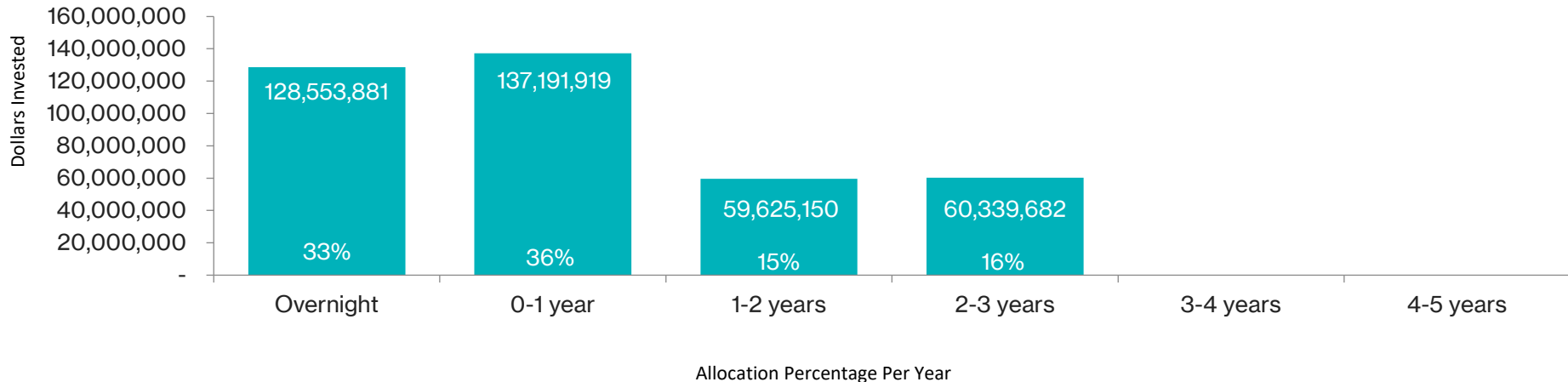
Weighted Average Maturity 0.81 years

Weighted Average Yield (All Funds) 4.66%

Your Asset Allocation



Your Maturity Distribution





**Collin Co Comm College Dist.
Portfolio Management
Portfolio Summary
November 30, 2023**

Meeder Public Funds
901 S. MoPac
Suite 300
Austin, TX 78746
-

Investments	Par Value	Market Value	Book Value	% of Portfolio	Term	Days to Maturity	YTM 365 Equiv.
Commercial Paper Disc. -Amortizing	78,000,000.00	76,540,768.00	76,519,642.79	19.84	237	122	5.868
Federal Agency Coupon Securities	158,000,000.00	155,506,966.13	157,060,292.62	40.72	942	598	3.671
Treasury Coupon Securities	24,000,000.00	23,308,515.55	23,576,815.48	6.11	817	440	3.514
TexStar	42,050,963.40	42,050,963.40	42,050,963.40	10.90	1	1	5.331
Texpool	80,947,955.85	80,947,955.85	80,947,955.85	20.99	1	1	5.372
JPMorgan Chase	98,485.86	98,485.86	98,485.86	0.03	1	1	0.000
Texas Range	5,456,476.25	5,456,476.25	5,456,476.25	1.41	1	1	5.370
	388,553,881.36	383,910,131.04	385,710,632.25	100.00%	481	295	4.658

Cash and Accrued Interest						
Accrued Interest at Purchase		216,429.02	216,429.02			
Subtotal		216,429.02	216,429.02			
Total Cash and Investments	388,553,881.36	384,126,560.06	385,927,061.27		481	295

Total Earnings	November 30 Month Ending	Fiscal Year To Date
Current Year	1,508,233.57	4,474,072.88

..

Collin Co Comm College Dist.
Summary by Type
November 30, 2023
Grouped by Fund

Security Type	Number of Investments	Par Value	Book Value	% of Portfolio	Average YTM 365	Average Days to Maturity
Fund: Building						
Federal Agency Coupon Securities	7	50,000,000.00	49,845,210.72	12.92	2.518	368
Commercial Paper Disc. -Amortizing	2	20,000,000.00	19,845,344.44	5.15	5.602	53
Treasury Coupon Securities	1	5,000,000.00	4,956,001.01	1.28	2.467	274
Texpool	1	13,875,380.76	13,875,380.76	3.60	5.372	1
TexStar	1	30,025,750.13	30,025,750.13	7.78	5.331	1
Subtotal	12	118,901,130.89	118,547,687.06	30.73	4.078	176
Fund: 2020 Bond Series						
Commercial Paper Disc. -Amortizing	3	20,000,000.00	19,431,777.78	5.04	5.976	182
Texpool	1	12,606,887.47	12,606,887.47	3.27	5.372	1
Subtotal	4	32,606,887.47	32,038,665.25	8.31	5.739	111
Fund: Debt Service						
Commercial Paper Disc. -Amortizing	1	8,000,000.00	7,873,862.22	2.04	5.852	101
Texas Range	1	0.00	0.00	0.00	0.000	0
Texpool	1	12,120,999.39	12,120,999.39	3.14	5.372	1
Subtotal	3	20,120,999.39	19,994,861.61	5.18	5.561	40
Fund: Operating						
Federal Agency Coupon Securities	9	78,000,000.00	77,208,656.63	20.02	4.096	715
JPMorgan Chase	1	98,485.86	98,485.86	0.03	0.000	1
Commercial Paper Disc. -Amortizing	2	15,000,000.00	14,675,272.22	3.80	5.989	139
Treasury Coupon Securities	3	19,000,000.00	18,620,814.47	4.83	3.792	484
Texas Range	1	5,456,476.25	5,456,476.25	1.41	5.370	1
Texpool	1	24,584,521.55	24,584,521.55	6.37	5.372	1
TexStar	1	12,025,213.27	12,025,213.27	3.12	5.331	1
Subtotal	18	154,164,696.93	152,669,440.25	39.58	4.587	434
Fund: Stabilization						
Commercial Paper Disc. -Amortizing	2	15,000,000.00	14,693,386.13	3.81	5.975	131

Collin Co Comm College Dist.

Summary by Type

November 30, 2023

Grouped by Fund

Security Type	Number of Investments	Par Value	Book Value	% of Portfolio	Average YTM 365	Average Days to Maturity
Fund: Stabilization						
Federal Agency Coupon Securities	4	30,000,000.00	30,006,425.27	7.78	4.494	680
Texpool	1	17,760,166.68	17,760,166.68	4.60	5.372	1
Subtotal	7	62,760,166.68	62,459,978.08	16.19	5.092	358
Total and Average	44	388,553,881.36	385,710,632.25	100.00	4.658	295



**Collin Co Comm College Dist.
Fund BLDG - Building
Investments by Fund
November 30, 2023**

Meeder Public Funds
901 S. MoPac
Suite 300
Austin, TX 78746
-

CUSIP	Investment #	Issuer	Purchase Date	Book Value	Par Value	Market Value	Current Rate	YTM 360	YTM 365	Maturity Date	Days To Maturity
Commercial Paper Disc. -Amortizing											
40060WAA0	10209	GTA Funding CP	07/18/2023	9,938,111.11	10,000,000.00	9,938,500.00		5.725	5.805	01/10/2024	40
78009AB52	10205	Royal Bank of Canada CP	05/15/2023	9,907,233.33	10,000,000.00	9,899,220.00		5.323	5.397	02/05/2024	66
Subtotal and Average				19,845,344.44	20,000,000.00	19,837,720.00		5.525	5.602		52
Federal Agency Coupon Securities											
3133EN5Q9	10197	FFCB Note	01/11/2023	5,007,602.64	5,000,000.00	4,965,350.70	4.500	4.295	4.355	01/10/2025	406
3130ATUC9	10196	FHLB Note	01/10/2023	10,075,393.06	10,000,000.00	9,947,013.80	4.500	4.041	4.098	12/12/2025	742
3130ALJ70	10172	FHLB Call Note	03/12/2021	5,000,000.00	5,000,000.00	4,931,282.40	0.400	0.394	0.400	03/12/2024	102
3130AMT85	10175	FHLB Call Note	06/28/2021	10,000,000.00	10,000,000.00	9,723,939.80	0.400	0.394	0.400	06/28/2024	210
3130ANNS5	10176	FHLB Call Note	08/30/2021	5,000,000.00	5,000,000.00	4,825,015.80	0.500	0.493	0.500	08/28/2024	271
3130AQCM3	10178	FHLB Call Note	12/20/2021	5,000,000.00	5,000,000.00	4,780,784.05	1.000	0.986	1.000	12/20/2024	385
3130ARD24	10206	FHLB Call Note	05/24/2023	9,762,215.02	10,000,000.00	9,729,917.50	2.010	4.940	5.008	09/30/2024	304
Subtotal and Average				49,845,210.72	50,000,000.00	48,903,304.05		2.483	2.518		368
Treasury Coupon Securities											
912828YE4	10179	T Note	04/18/2022	4,956,001.01	5,000,000.00	4,852,539.05	1.250	2.432	2.466	08/31/2024	274
Subtotal and Average				4,956,001.01	5,000,000.00	4,852,539.05		2.433	2.467		274
TexStar											
2450	10007	TexStar	02/01/2016	30,025,750.13	30,025,750.13	30,025,750.13	5.331	5.257	5.330		1
Subtotal and Average				30,025,750.13	30,025,750.13	30,025,750.13		5.258	5.331		1
Texpool											
700001	10009	Texpool	02/01/2016	13,875,380.76	13,875,380.76	13,875,380.76	5.372	5.298	5.372		1
Subtotal and Average				13,875,380.76	13,875,380.76	13,875,380.76		5.299	5.372		1
Total Investments and Average				118,547,687.06	118,901,130.89	117,494,693.99		4.023	4.078		175

**Fund BOND20 - 2020 Bond Series
Investments by Fund
November 30, 2023**

CUSIP	Investment #	Issuer	Purchase Date	Book Value	Par Value	Market Value	Current Rate	YTM 360	YTM 365	Maturity Date	Days To Maturity
Commercial Paper Disc. -Amortizing											
21687ADF7	10214	Cooperatieve Rabobank CP	09/25/2023	4,894,411.11	5,000,000.00	4,897,315.00		5.833	5.914	04/15/2024	136
22533TFJ0	10218	Credit Agricole CP	09/26/2023	4,843,888.89	5,000,000.00	4,850,130.00		5.909	5.991	06/18/2024	200
4497W0FE3	10217	ING Funding CP	09/26/2023	9,693,477.78	10,000,000.00	9,703,220.00		5.917	5.999	06/14/2024	196
Subtotal and Average				19,431,777.78	20,000,000.00	19,450,665.00		5.894	5.976		181
Texpool											
700006A	10164	Texpool	04/29/2020	12,606,887.47	12,606,887.47	12,606,887.47	5.372	5.298	5.372		1
Subtotal and Average				12,606,887.47	12,606,887.47	12,606,887.47		5.299	5.372		1
Total Investments and Average				32,038,665.25	32,606,887.47	32,057,552.47		5.660	5.739		110

**Fund DS - Debt Service
Investments by Fund
November 30, 2023**

CUSIP	Investment #	Issuer	Purchase Date	Book Value	Par Value	Market Value	Current Rate	YTM 360	YTM 365	Maturity Date	Days To Maturity
Commercial Paper Disc. -Amortizing											
53948ACB5	10213	Lloyds Bank CP	09/25/2023	7,873,862.22	8,000,000.00	7,876,408.00		5.771	5.851	03/11/2024	101
Subtotal and Average				7,873,862.22	8,000,000.00	7,876,408.00		5.771	5.852		101
Texpool											
700004	10010	Texpool	02/01/2016	12,120,999.39	12,120,999.39	12,120,999.39	5.372	5.298	5.372		1
Subtotal and Average				12,120,999.39	12,120,999.39	12,120,999.39		5.299	5.372		1
Texas Range											
1291-01	10141	TexasDAILY	02/04/2019	0.00	0.00	0.00					1
Subtotal and Average				0.00	0.00	0.00		0.000	0.000		0
Total Investments and Average				19,994,861.61	20,120,999.39	19,997,407.39		5.485	5.561		40

**Fund OPER - Operating
Investments by Fund
November 30, 2023**

CUSIP	Investment #	Issuer	Purchase Date	Book Value	Par Value	Market Value	Current Rate	YTM 360	YTM 365	Maturity Date	Days To Maturity
Commercial Paper Disc. -Amortizing											
78015CDJ8	10211	Royal Bank of Canada CP	07/18/2023	9,784,550.00	10,000,000.00	9,784,550.00		5.893	5.975	04/18/2024	139
89233GDK9	10212	Toyota Motor Credit Corp CP	07/24/2023	4,890,722.22	5,000,000.00	4,893,800.00		5.935	6.017	04/19/2024	140
Subtotal and Average				14,675,272.22	15,000,000.00	14,678,350.00		5.907	5.989		139
Federal Agency Coupon Securities											
31422XMV1	10177	FRMAC Call Note	10/04/2021	5,000,000.00	5,000,000.00	4,801,623.90	0.500	0.493	0.500	10/04/2024	308
3133ENYX2	10193	FFCB Note	07/25/2022	4,999,928.15	5,000,000.00	4,953,580.95	3.250	3.207	3.251	06/17/2024	199
3133ENZ94	10199	FFCB Note	01/19/2023	10,016,329.22	10,000,000.00	9,933,505.30	4.500	4.259	4.318	11/18/2024	353
3133EN7J3	10201	FFCB Note	02/02/2023	7,480,149.58	7,500,000.00	7,373,320.88	3.875	3.950	4.005	02/02/2026	794
3130AWTQ3	10216	FHLB Note	09/25/2023	24,774,361.40	25,000,000.00	25,072,029.75	4.625	4.905	4.973	09/11/2026	1,015
3130AXU63	10221	FHLB Note	11/22/2023	7,987,045.37	8,000,000.00	8,010,810.00	4.625	4.619	4.683	11/17/2026	1,082
3134GXZT4	10183	FHLMC Call Note	07/14/2022	5,000,000.00	5,000,000.00	4,909,894.15	4.000	3.945	4.000	07/14/2025	591
3135G03U5	10194	FNMA Note	08/05/2022	4,832,803.33	5,000,000.00	4,711,083.00	0.625	3.107	3.150	04/22/2025	508
3135G04Z3	10200	FNMA Note	01/23/2023	7,118,039.58	7,500,000.00	7,012,560.15	0.500	3.935	3.990	06/17/2025	564
Subtotal and Average				77,208,656.63	78,000,000.00	76,778,408.08		4.040	4.096		715
Treasury Coupon Securities											
91282CCC3	10181	T Note	05/16/2022	5,937,803.30	6,000,000.00	5,863,593.72	0.250	2.571	2.607	05/15/2024	166
912828ZT0	10182	T Note	06/15/2022	4,775,852.08	5,000,000.00	4,665,820.30	0.250	3.376	3.423	05/31/2025	547
91282CFP1	10219	T Note	11/22/2023	7,907,159.09	8,000,000.00	7,926,562.48	4.250	4.837	4.904	10/15/2025	684
Subtotal and Average				18,620,814.47	19,000,000.00	18,455,976.50		3.740	3.792		483
TexStar											
5450	10008	TexStar	02/01/2016	12,025,213.27	12,025,213.27	12,025,213.27	5.331	5.257	5.330		1
Subtotal and Average				12,025,213.27	12,025,213.27	12,025,213.27		5.258	5.331		1
Texpool											
700003	10011	Texpool	02/01/2016	24,584,521.55	24,584,521.55	24,584,521.55	5.372	5.298	5.372		1
Subtotal and Average				24,584,521.55	24,584,521.55	24,584,521.55		5.299	5.372		1
JPMorgan Chase											
7828	10012	JPMorgan Chase Commercial Chkg	02/01/2016	98,485.86	98,485.86	98,485.86					1
Subtotal and Average				98,485.86	98,485.86	98,485.86		0.000	0.000		1
Texas Range											

**Fund OPER - Operating
Investments by Fund
November 30, 2023**

CUSIP	Investment #	Issuer	Purchase Date	Book Value	Par Value	Market Value	Current Rate	YTM 360	YTM 365	Maturity Days To Date Maturity
Texas Range										
1291-00	10142	TexasDAILY	02/06/2019	5,456,476.25	5,456,476.25	5,456,476.25	5.370	5.296	5.370	1
Subtotal and Average				5,456,476.25	5,456,476.25	5,456,476.25		5.296	5.370	1
Total Investments and Average				152,669,440.25	154,164,696.93	152,077,431.51		4.524	4.587	434

**Fund STABL - Stabilization
Investments by Fund
November 30, 2023**

CUSIP	Investment #	Issuer	Purchase Date	Book Value	Par Value	Market Value	Current Rate	YTM 360	YTM 365	Maturity Date	Days To Maturity
Commercial Paper Disc. -Amortizing											
21687ADF7	10215	Cooperatieve Rabobank CP	09/25/2023	4,894,411.11	5,000,000.00	4,897,315.00	5.590	5.833	5.914	04/15/2024	136
62479LD85	10210	MUFG Bank CP	07/18/2023	9,798,975.02	10,000,000.00	9,800,310.00		5.922	6.005	04/08/2024	129
Subtotal and Average				14,693,386.13	15,000,000.00	14,697,625.00		5.893	5.975		131
Federal Agency Coupon Securities											
3133EN6A3	10198	FFCB Note	01/17/2023	10,022,732.53	10,000,000.00	9,853,631.10	4.000	3.831	3.885	01/13/2026	774
3133EPC37	10220	FFCB Note	11/22/2023	9,990,037.72	10,000,000.00	10,011,018.00	4.875	4.860	4.928	11/13/2025	713
3130AWER7	10207	FHLB Note	06/12/2023	1,998,723.37	2,000,000.00	1,992,120.98	4.625	4.606	4.670	06/06/2025	553
3130AWER7	10208	FHLB Note	06/12/2023	7,994,931.65	8,000,000.00	7,968,483.92	4.625	4.605	4.669	06/06/2025	553
Subtotal and Average				30,006,425.27	30,000,000.00	29,825,254.00		4.432	4.494		680
Texpool											
700005	10050	Texpool	01/24/2018	17,760,166.68	17,760,166.68	17,760,166.68	5.372	5.298	5.372		1
Subtotal and Average				17,760,166.68	17,760,166.68	17,760,166.68		5.299	5.372		1
Total Investments and Average				62,459,978.08	62,760,166.68	62,283,045.68		5.022	5.092		357



Collin Co Comm College Dist.
Cash Reconciliation Report
For the Period September 1, 2023 - November 30, 2023
Grouped by Fund

Meeder Public Funds
 901 S. MoPac
 Suite 300
 Austin, TX 78746
 -

Trans. Date	Investment #	Fund	Trans. Type	Security ID	Par Value	Security Description	Maturity Date	Purchases	Interest	Redemptions	Cash
Building											
09/12/2023	10172	BLDG	Interest	3130ALJ70	5,000,000.00	FHLBC 5.0M 0.40% Mat. 03/12/2024	03/12/2024	0.00	10,000.00	0.00	10,000.00
09/30/2023	10206	BLDG	Interest	3130ARD24	10,000,000.00	FHLBC 10.0M 2.01% Mat.	09/30/2024	0.00	100,500.00	0.00	100,500.00
10/27/2023	10202	BLDG	Maturity	22533UXT5	5,000,000.00	CREDAG 5.0M 0.00% Mat.	10/27/2023	0.00	0.00	5,000,000.00	5,000,000.00
Subtotal								0.00	110,500.00	5,000,000.00	5,110,500.00
2020 Bond Series											
09/25/2023	10214	BOND20	Purchase	21687ADF7	5,000,000.00	CCOPBK 5.0M 0.00% Mat.	04/15/2024	-4,842,393.06	0.00	0.00	-4,842,393.06
09/26/2023	10217	BOND20	Purchase	4497W0FE3	10,000,000.00	INGFD 10.0M 0.00% Mat.	06/14/2024	-9,590,261.11	0.00	0.00	-9,590,261.11
09/26/2023	10218	BOND20	Purchase	22533TFJ0	5,000,000.00	CREDAG 5.0M 0.00% Mat.	06/18/2024	-4,792,372.22	0.00	0.00	-4,792,372.22
Subtotal								-19,225,026.39	0.00	0.00	-19,225,026.39
Debt Service											
09/25/2023	10213	DS	Purchase	53948ACB5	8,000,000.00	LLOYDS 8.0M 0.00% Mat.	03/11/2024	-7,790,186.67	0.00	0.00	-7,790,186.67
Subtotal								-7,790,186.67	0.00	0.00	-7,790,186.67
Operating											
09/01/2023	10167	OPER	Interest	3133EL5J9	5,000,000.00	FFCBC 5.0M 0.30% Mat. 09/01/2023	09/01/2023	0.00	7,500.00	0.00	7,500.00
09/01/2023	10167	OPER	Maturity	3133EL5J9	5,000,000.00	FFCBC 5.0M 0.30% Mat. 09/01/2023	09/01/2023	0.00	0.00	5,000,000.00	5,000,000.00
09/14/2023	10169	OPER	Interest	3133EL6U3	5,000,000.00	FFCBC 5.0M 0.28% Mat. 09/14/2023	09/14/2023	0.00	7,000.00	0.00	7,000.00
09/14/2023	10169	OPER	Maturity	3133EL6U3	5,000,000.00	FFCBC 5.0M 0.28% Mat. 09/14/2023	09/14/2023	0.00	0.00	5,000,000.00	5,000,000.00
09/25/2023	10216	OPER	Purchase	3130AWTQ3	25,000,000.00	FHLB 25.0M 4.63% Mat. 09/11/2026	09/11/2026	-24,759,469.25	-163,802.08	0.00	-24,923,271.33
10/04/2023	10177	OPER	Interest	31422XMV1	5,000,000.00	FAMCAC 5.0M 0.50% Mat.	10/04/2024	0.00	12,500.00	0.00	12,500.00
10/22/2023	10194	OPER	Interest	3135G03U5	5,000,000.00	FNMA 5.0M 0.63% Mat. 04/22/2025	04/22/2025	0.00	15,625.00	0.00	15,625.00
11/15/2023	10180	OPER	Interest	91282CAW1	6,000,000.00	TNOTE 6.0M 0.25% Mat. 11/15/2023	11/15/2023	0.00	7,500.00	0.00	7,500.00
11/15/2023	10181	OPER	Interest	91282CCC3	6,000,000.00	TNOTE 6.0M 0.25% Mat. 05/15/2024	05/15/2024	0.00	7,500.00	0.00	7,500.00
11/15/2023	10180	OPER	Maturity	91282CAW1	6,000,000.00	TNOTE 6.0M 0.25% Mat. 11/15/2023	11/15/2023	0.00	0.00	6,000,000.00	6,000,000.00
11/18/2023	10199	OPER	Interest	3133ENZ94	10,000,000.00	FFCB 10.0M 4.50% Mat. 11/18/2024	11/18/2024	0.00	225,000.00	0.00	225,000.00
11/22/2023	10219	OPER	Purchase	91282CFP1	8,000,000.00	TNOTE 8.0M 4.25% Mat. 10/15/2025	10/15/2025	-7,905,937.50	-35,300.55	0.00	-7,941,238.05
11/22/2023	10221	OPER	Purchase	3130AXU63	8,000,000.00	FHLB 8.0M 4.63% Mat. 11/17/2026	11/17/2026	-7,986,936.00	-5,138.89	0.00	-7,992,074.89
11/24/2023	10203	OPER	Maturity	87019SYQ1	10,000,000.00	SWEDBK 10.0M 0.00% Mat.	11/24/2023	0.00	0.00	10,000,000.00	10,000,000.00
11/30/2023	10182	OPER	Interest	912828ZT0	5,000,000.00	TNOTE 5.0M 0.25% Mat. 05/31/2025	05/31/2025	0.00	6,250.00	0.00	6,250.00
Subtotal								-40,652,342.75	84,633.48	26,000,000.00	-14,567,709.27
Stabilization											
09/25/2023	10215	STABL	Purchase	21687ADF7	5,000,000.00	CCOPBK 5.0M 5.59% Mat.	04/15/2024	-4,842,393.06	0.00	0.00	-4,842,393.06
11/22/2023	10220	STABL	Purchase	3133EPC37	10,000,000.00	FFCB 10.0M 4.88% Mat. 11/13/2025	11/13/2025	-9,989,910.00	-12,187.50	0.00	-10,002,097.50
11/24/2023	10204	STABL	Maturity	62479MYQ0	10,000,000.00	MUFGBK 10.0M 0.00% Mat.	11/24/2023	0.00	0.00	10,000,000.00	10,000,000.00

Portfolio CCCC
 AP

Collin Co Comm College Dist.

Cash Reconciliation Report

For the Period September 1, 2023 - November 30, 2023

Trans. Date	Investment #	Fund	Trans. Type	Security ID	Par Value	Security Description	Maturity Date	Purchases	Interest	Redemptions	Cash
							Subtotal	-14,832,303.06	-12,187.50	10,000,000.00	-4,844,490.56
							Total	-82,499,858.87	182,945.98	41,000,000.00	-41,316,912.89



Collin Co Comm College Dist.
Purchases Report
Sorted by Fund - Issuer
September 1, 2023 - November 30, 2023

Meeder Public Funds
 901 S. MoPac
 Suite 300
 Austin, TX 78746
 -

CUSIP	Investment #	Fund	Sec. Type	Issuer	Original Par Value	Purchase Date	Payment Periods	Principal Purchased	Accrued Interest at Purchase	Rate at Purchase	Maturity Date	YTM	Ending Book Value
2020 Bond Series													
21687ADF7	10214	BOND20	ACP	CCOPBK	5,000,000.00	09/25/2023	04/15 - At Maturity	4,842,393.06			04/15/2024	5.833	4,894,411.11
22533TFJ0	10218	BOND20	ACP	CREDAG	5,000,000.00	09/26/2023	06/18 - At Maturity	4,792,372.22			06/18/2024	5.909	4,843,888.89
4497W0FE3	10217	BOND20	ACP	INGFD	10,000,000.00	09/26/2023	06/14 - At Maturity	9,590,261.11			06/14/2024	5.918	9,693,477.78
				Subtotal	20,000,000.00			19,225,026.39	0.00				19,431,777.78
Debt Service													
53948ACB5	10213	DS	ACP	LLOYDS	8,000,000.00	09/25/2023	03/11 - At Maturity	7,790,186.67			03/11/2024	5.771	7,873,862.22
				Subtotal	8,000,000.00			7,790,186.67	0.00				7,873,862.22
Operating													
3130AWTQ3	10216	OPER	FAC	FHLB	25,000,000.00	09/25/2023	03/11 - 09/11	24,759,469.25	163,802.08	4.625	09/11/2026	4.974	24,774,361.40
3130AXU63	10221	OPER	FAC	FHLB	8,000,000.00	11/22/2023	05/17 - 11/17	7,986,936.00	5,138.89	4.625	11/17/2026	4.684	7,987,045.37
91282CFP1	10219	OPER	TRC	TNOTE	8,000,000.00	11/22/2023	04/15 - 10/15	7,905,937.50	35,300.55	4.250	10/15/2025	4.905	7,907,159.09
				Subtotal	41,000,000.00			40,652,342.75	204,241.52				40,668,565.86
Stabilization													
21687ADF7	10215	STABL	ACP	CCOPBK	5,000,000.00	09/25/2023	04/15 - At Maturity	4,842,393.06		5.590	04/15/2024	5.833	4,894,411.11
3133EPC37	10220	STABL	FAC	FFCB	10,000,000.00	11/22/2023	05/13 - 11/13	9,989,910.00	12,187.50	4.875	11/13/2025	4.928	9,990,037.72
				Subtotal	15,000,000.00			14,832,303.06	12,187.50				14,884,448.83
				Total Purchases	84,000,000.00			82,499,858.87	216,429.02				82,858,654.69



**Collin Co Comm College Dist.
Maturity Report
Sorted by Maturity Date**

Meeder Public Funds
901 S. MoPac
Suite 300
Austin, TX 78746
-

Amounts due during September 1, 2023 - November 30, 2023

CUSIP	Investment #	Fund	Sec. Type	Issuer	Par Value	Maturity Date	Purchase Date	Rate at Maturity	Book Value at Maturity	Interest	Maturity Proceeds	Net Income
3133EL5J9	10167	OPER	FAC	FFCBC	5,000,000.00	09/01/2023	09/16/2020	0.300	5,000,000.00	7,500.00	5,007,500.00	7,500.00
3133EL6U3	10169	OPER	FAC	FFCBC	5,000,000.00	09/14/2023	09/16/2020	0.280	5,000,000.00	7,000.00	5,007,000.00	7,000.00
22533UXT5	10202	BLDG	ACP	CREDAG	5,000,000.00	10/27/2023	03/02/2023		5,000,000.00	0.00	5,000,000.00	0.00
91282CAW1	10180	OPER	TRC	TNOTE	6,000,000.00	11/15/2023	05/16/2022	0.250	6,000,000.00	7,500.00	6,007,500.00	7,500.00
62479MYQ0	10204	STABL	ACP	MUFGBK	10,000,000.00	11/24/2023	03/02/2023		10,000,000.00	0.00	10,000,000.00	0.00
87019SYQ1	10203	OPER	ACP	SWEDBK	10,000,000.00	11/24/2023	03/02/2023		10,000,000.00	0.00	10,000,000.00	0.00
Total Maturities					41,000,000.00				41,000,000.00	22,000.00	41,022,000.00	22,000.00



Collin Co Comm College Dist.
Interest Earnings
Sorted by Fund - Fund
September 1, 2023 - November 30, 2023
Yield on Beginning Book Value

Meeder Public Funds
 901 S. MoPac
 Suite 300
 Austin, TX 78746
 -

CUSIP	Investment #	Fund	Security Type	Ending Par Value	Beginning Book Value	Ending Book Value	Maturity Date	Current Rate	Annualized Yield	Adjusted Interest Earnings		
										Interest Earned	Amortization/ Accretion	Adjusted Interest Earnings
Fund: Building												
3133EN5Q9	10197	BLDG	FAC	5,000,000.00	5,009,317.52	5,007,602.64	01/10/2025	4.500	4.367	56,250.00	-1,714.88	54,535.12
3130ATUC9	10196	BLDG	FAC	10,000,000.00	10,084,675.38	10,075,393.06	12/12/2025	4.500	4.105	112,500.00	-9,282.32	103,217.68
912828YE4	10179	BLDG	TRC	5,000,000.00	4,941,388.21	4,956,001.01	08/31/2024	1.250	2.454	15,625.00	14,612.80	30,237.80
2450	10007	BLDG	RRP	30,025,750.13	29,630,911.94	30,025,750.13		5.331	5.345	394,838.19	0.00	394,838.19
700001	10009	BLDG	RR2	13,875,380.76	5,705,361.60	13,875,380.76		5.372	8.203	116,677.32	0.00	116,677.32
3130ARD24	10206	BLDG	FAC	10,000,000.00	9,690,640.95	9,762,215.02	09/30/2024	2.010	5.042	50,250.00	71,574.07	121,824.07
3130AMT85	10175	BLDG	FAC	10,000,000.00	10,000,000.00	10,000,000.00	06/28/2024	0.400	0.401	10,000.00	0.00	10,000.00
3130ALJ70	10172	BLDG	FAC	5,000,000.00	5,000,000.00	5,000,000.00	03/12/2024	0.400	0.401	5,000.00	0.00	5,000.00
3130AOCM3	10178	BLDG	FAC	5,000,000.00	5,000,000.00	5,000,000.00	12/20/2024	1.000	1.003	12,500.00	0.00	12,500.00
3130ANNS5	10176	BLDG	FAC	5,000,000.00	5,000,000.00	5,000,000.00	08/28/2024	0.500	0.501	6,250.00	0.00	6,250.00
22533UXT5	10202	BLDG	ACP	0.00	4,960,177.78	0.00	10/27/2023		5.233	0.00	39,822.22	39,822.22
78009AB52	10205	BLDG	ACP	10,000,000.00	9,779,327.78	9,907,233.33	02/05/2024		5.246	0.00	127,905.55	127,905.55
40060WAA0	10209	BLDG	ACP	10,000,000.00	9,797,313.89	9,938,111.11	01/10/2024		5.764	0.00	140,797.22	140,797.22
			Subtotal	118,901,130.89	114,599,115.05	118,547,687.06			4.142	779,890.51	383,714.66	1,163,605.17
Fund: 2020 Bond Series												
700006A	10164	BOND20	RR2	12,606,887.47	31,969,000.03	12,606,887.47		5.372	2.981	237,613.51	0.00	237,613.51
22533TFJ0	10218	BOND20	ACP	5,000,000.00	0.00	4,843,888.89	06/18/2024		5.945	0.00	51,516.67	51,516.67
21687ADF7	10214	BOND20	ACP	5,000,000.00	0.00	4,894,411.11	04/15/2024		5.852	0.00	52,018.05	52,018.05
4497W0FE3	10217	BOND20	ACP	10,000,000.00	0.00	9,693,477.78	06/14/2024		5.952	0.00	103,216.67	103,216.67
			Subtotal	32,606,887.47	31,969,000.03	32,038,665.25			3.878	237,613.51	206,751.39	444,364.90
Fund: Debt Service												
700004	10010	DS	RR2	12,120,999.39	12,595,820.36	12,120,999.39		5.372	4.427	139,020.11	0.00	139,020.11
53948ACB5	10213	DS	ACP	8,000,000.00	0.00	7,873,862.22	03/11/2024		5.852	0.00	83,675.55	83,675.55
			Subtotal	20,120,999.39	12,595,820.36	19,994,861.61			4.873	139,020.11	83,675.55	222,695.66
Fund: Operating												
3135G04Z3	10200	OPER	FAC	7,500,000.00	7,056,211.46	7,118,039.58	06/17/2025	0.500	4.047	9,375.00	61,828.12	71,203.12

Portfolio CCCC
 AP
 IE (PRF_IE) 7.2.0
 Report Ver. 7.3.6.1

Collin Co Comm College Dist.
Interest Earnings
September 1, 2023 - November 30, 2023

CUSIP	Investment #	Fund	Security Type	Ending Par Value	Beginning Book Value	Ending Book Value	Maturity Date	Current Rate	Annualized Yield	Adjusted Interest Earnings		
										Interest Earned	Amortization/ Accretion	Adjusted Interest Earnings
Fund: Operating												
3135G03U5	10194	OPER	FAC	5,000,000.00	4,802,768.00	4,832,803.33	04/22/2025	0.625	3.161	7,812.50	30,035.33	37,847.83
3133ENYX2	10193	OPER	FAC	5,000,000.00	4,999,895.16	4,999,928.15	06/17/2024	3.250	3.262	40,625.00	32.99	40,657.99
3133EN7J3	10201	OPER	FAC	7,500,000.00	7,477,862.08	7,480,149.58	02/02/2026	3.875	4.020	72,656.25	2,287.50	74,943.75
3133ENZ94	10199	OPER	FAC	10,000,000.00	10,020,564.46	10,016,329.22	11/18/2024	4.500	4.334	112,500.00	-4,235.24	108,264.76
3130AXU63	10221	OPER	FAC	8,000,000.00	0.00	7,987,045.37	11/17/2026	4.625	4.752	9,250.00	109.37	9,359.37
3130AWTQ3	10216	OPER	FAC	25,000,000.00	0.00	24,774,361.40	09/11/2026	4.625	4.992	211,979.17	14,892.15	226,871.32
91282CCC3	10181	OPER	TRC	6,000,000.00	5,903,707.51	5,937,803.30	05/15/2024	0.250	2.569	3,716.41	34,095.79	37,812.20
912828ZT0	10182	OPER	TRC	5,000,000.00	4,738,562.38	4,775,852.08	05/31/2025	0.250	3.419	3,107.92	37,289.70	40,397.62
91282CAW1	10180	OPER	TRC	0.00	5,973,857.35	0.00	11/15/2023	0.250	2.379	3,057.07	26,142.65	29,199.72
91282CFP1	10219	OPER	TRC	8,000,000.00	0.00	7,907,159.09	10/15/2025	4.250	4.915	8,360.65	1,221.59	9,582.24
5450	10008	OPER	RRP	12,025,213.27	11,867,081.86	12,025,213.27		5.331	5.345	158,131.41	0.00	158,131.41
700003	10011	OPER	RR2	24,584,521.55	74,678,164.88	24,584,521.55		5.372	2.756	513,048.72	0.00	513,048.72
7828	10012	OPER	RR3	98,485.86	112,526.07	98,485.86				0.00	0.00	0.00
3134GXZT4	10183	OPER	FAC	5,000,000.00	5,000,000.00	5,000,000.00	07/14/2025	4.000	4.011	50,000.00	0.00	50,000.00
31422XMV1	10177	OPER	FAC	5,000,000.00	5,000,000.00	5,000,000.00	10/04/2024	0.500	0.501	6,250.00	0.00	6,250.00
3133EL6U3	10169	OPER	FAC	0.00	5,000,000.00	0.00	09/14/2023	0.280	0.284	505.56	0.00	505.56
3133EL5J9	10167	OPER	FAC	0.00	5,000,000.00	0.00	09/01/2023	0.300		0.00	0.00	0.00
1291-00	10142	OPER	RR5	5,456,476.25	5,384,246.51	5,456,476.25		5.370	5.381	72,229.74	0.00	72,229.74
78015CDJ8	10211	OPER	ACP	10,000,000.00	9,643,500.00	9,784,550.00	04/18/2024		5.867	0.00	141,050.00	141,050.00
87019SYQ1	10203	OPER	ACP	0.00	9,879,133.33	0.00	11/24/2023		5.316	0.00	120,866.67	120,866.67
89233GDK9	10212	OPER	ACP	5,000,000.00	4,819,691.67	4,890,722.22	04/19/2024		5.911	0.00	71,030.55	71,030.55
Subtotal				154,164,696.93	187,357,772.72	152,669,440.25			3.721	1,282,605.40	536,647.17	1,819,252.57
Fund: Stabilization												
3133EPC37	10220	STABL	FAC	10,000,000.00	0.00	9,990,037.72	11/13/2025	4.875	5.000	12,187.50	127.72	12,315.22
3133EN6A3	10198	STABL	FAC	10,000,000.00	10,025,417.47	10,022,732.53	01/13/2026	4.000	3.893	100,000.00	-2,684.94	97,315.06
3130AWER7	10207	STABL	FAC	2,000,000.00	1,998,512.55	1,998,723.37	06/06/2025	4.625	4.683	23,125.00	210.82	23,335.82
3130AWER7	10208	STABL	FAC	8,000,000.00	7,994,094.68	7,994,931.65	06/06/2025	4.625	4.683	92,500.00	836.97	93,336.97
700005	10050	STABL	RR2	17,760,166.68	17,183,998.78	17,760,166.68		5.372	6.609	283,158.46	0.00	283,158.46
62479LD85	10210	STABL	ACP	10,000,000.00	9,657,166.69	9,798,975.02	04/08/2024		5.890	0.00	141,808.33	141,808.33
62479MYQ0	10204	STABL	ACP	0.00	9,879,133.33	0.00	11/24/2023		5.316	0.00	120,866.67	120,866.67
21687ADF7	10215	STABL	ACP	5,000,000.00	0.00	4,894,411.11	04/15/2024	5.590	5.852	0.00	52,018.05	52,018.05
Subtotal				62,760,166.68	56,738,323.50	62,459,978.08			5.461	510,970.96	313,183.62	824,154.58
Total				388,553,881.36	403,260,031.66	385,710,632.25			4.138	2,950,100.49	1,523,972.39	4,474,072.88



Collin Co Comm College Dist.
Amortization Schedule
September 1, 2023 - November 30, 2023
Sorted By Fund - Fund

Meeder Public Funds
 901 S. MoPac
 Suite 300
 Austin, TX 78746
 -

Investment #	Maturity Date	Beginning Par Value				Amounts Amortized	Amount Amortized	Amt Amortized	Amount Unamortized	
Issuer	Fund	Amort. Date	Current Rate	Purchase Principal	Original Premium or Discount	Ending Book Value	And Unamortized As of 09/01/2023	This Period Through 11/30/2023	Through 11/30/2023	
Building										
10202 Credit Agricole CP	BLDG	10/27/2023	5,000,000.00	4,830,044.44	-169,955.56	0.00	130,133.34 -39,822.22	39,822.22	169,955.56	0.00
10197 FFCB Note	BLDG	01/10/2025	5,000,000.00 4.500	5,013,700.00	13,700.00	5,007,602.64	-4,382.48 9,317.52	-1,714.88	-6,097.36	7,602.64
10196 FHLB Note	BLDG	12/12/2025	10,000,000.00 4.500	10,108,500.00	108,500.00	10,075,393.06	-23,824.62 84,675.38	-9,282.32	-33,106.94	75,393.06
10206 FHLB Call Note	BLDG	09/30/2024	10,000,000.00 2.010	9,613,500.00	-386,500.00	9,762,215.02	77,140.95 -309,359.05	71,574.07	148,715.02	-237,784.98
10209 GTA Funding CP	BLDG	01/10/2024	10,000,000.00	9,727,688.89	-272,311.11	9,938,111.11	69,625.00 -202,686.11	140,797.22	210,422.22	-61,888.89
10205 Royal Bank of Canada CP	BLDG	02/05/2024	10,000,000.00	9,626,122.22	-373,877.78	9,907,233.33	153,205.56 -220,672.22	127,905.55	281,111.11	-92,766.67
10179 T Note	BLDG	08/31/2024	5,000,000.00 1.250	4,860,937.50	-139,062.50	4,956,001.01	80,450.71 -58,611.79	14,612.80	95,063.51	-43,998.99
Subtotal				53,780,493.05	-1,219,506.95	49,646,556.17	482,348.46 -737,158.49	383,714.66	866,063.12	-353,443.83
2020 Bond Series										
10214 Cooperatieve Rabobank CP	BOND20	04/15/2024	5,000,000.00	4,842,393.06	-157,606.94	4,894,411.11	0.00 -157,606.94	52,018.05	52,018.05	-105,588.89
10218 Credit Agricole CP	BOND20	06/18/2024	5,000,000.00	4,792,372.22	-207,627.78	4,843,888.89	0.00 -207,627.78	51,516.67	51,516.67	-156,111.11
10217 ING Funding CP	BOND20	06/14/2024	10,000,000.00	9,590,261.11	-409,738.89	9,693,477.78	0.00 -409,738.89	103,216.67	103,216.67	-306,522.22
Subtotal				19,225,026.39	-774,973.61	19,431,777.78	0.00 -774,973.61	206,751.39	206,751.39	-568,222.22
Debt Service										
10213 Lloyds Bank CP	DS	03/11/2024	8,000,000.00	7,790,186.67	-209,813.33	7,873,862.22	0.00 -209,813.33	83,675.55	83,675.55	-126,137.78
Subtotal				7,790,186.67	-209,813.33	7,873,862.22	0.00 -209,813.33	83,675.55	83,675.55	-126,137.78

Collin Co Comm College Dist.
Amortization Schedule
September 1, 2023 - November 30, 2023

Investment #	Maturity Date	Beginning Par Value				Amounts Amortized				
Issuer	Fund	Amort. Date	Current Rate	Purchase Principal	Original Premium or Discount	Ending Book Value	And Unamortized As of 09/01/2023	Amount Amortized This Period	Amt Amortized Through 11/30/2023	Amount Unamortized Through 11/30/2023
Operating										
10193 FFCB Note	OPER	06/17/2024	5,000,000.00 3.250	4,999,750.00	-250.00	4,999,928.15	145.16 -104.84	32.99	178.15	-71.85
10199 FFCB Note	OPER	11/18/2024	10,000,000.00 4.500	10,031,011.40	31,011.40	10,016,329.22	-10,446.94 20,564.46	-4,235.24	-14,682.18	16,329.22
10201 FFCB Note	OPER	02/02/2026	7,500,000.00 3.875	7,472,550.00	-27,450.00	7,480,149.58	5,312.08 -22,137.92	2,287.50	7,599.58	-19,850.42
10169 FFCB Call Note	OPER	09/14/2023 09/14/2021	5,000,000.00 0.280	4,995,000.00	-5,000.00	0.00	5,000.00 0.00	0.00	5,000.00	0.00
10216 FHLB Note	OPER	09/11/2026	25,000,000.00 4.625	24,759,469.25	-240,530.75	24,774,361.40	0.00 -240,530.75	14,892.15	14,892.15	-225,638.60
10221 FHLB Note	OPER	11/17/2026	8,000,000.00 4.625	7,986,936.00	-13,064.00	7,987,045.37	0.00 -13,064.00	109.37	109.37	-12,954.63
10194 FNMA Note	OPER	04/22/2025	5,000,000.00 0.625	4,673,949.80	-326,050.20	4,832,803.33	128,818.20 -197,232.00	30,035.33	158,853.53	-167,196.67
10200 FNMA Note	OPER	06/17/2025	7,500,000.00 0.500	6,906,450.00	-593,550.00	7,118,039.58	149,761.46 -443,788.54	61,828.12	211,589.58	-381,960.42
10211 Royal Bank of Canada CP	OPER	04/18/2024	10,000,000.00	9,573,750.00	-426,250.00	9,784,550.00	69,750.00 -356,500.00	141,050.00	210,800.00	-215,450.00
10203 Swedbank CP	OPER	11/24/2023	10,000,000.00	9,615,816.67	-384,183.33	0.00	263,316.66 -120,866.67	120,866.67	384,183.33	0.00
10180 T Note	OPER	11/15/2023	6,000,000.00 0.250	5,808,984.38	-191,015.62	0.00	164,872.97 -26,142.65	26,142.65	191,015.62	0.00
10181 T Note	OPER	05/15/2024	6,000,000.00 0.250	5,726,484.38	-273,515.62	5,937,803.30	177,223.13 -96,292.49	34,095.79	211,318.92	-62,196.70
10182 T Note	OPER	05/31/2025	5,000,000.00 0.250	4,557,031.25	-442,968.75	4,775,852.08	181,531.13 -261,437.62	37,289.70	218,820.83	-224,147.92
10219 T Note	OPER	10/15/2025	8,000,000.00 4.250	7,905,937.50	-94,062.50	7,907,159.09	0.00 -94,062.50	1,221.59	1,221.59	-92,840.91
10212 Toyota Motor Credit Corp CP	OPER	04/19/2024	5,000,000.00	4,789,250.00	-210,750.00	4,890,722.22	30,441.67 -180,308.33	71,030.55	101,472.22	-109,277.78
Subtotal				119,802,370.63	-3,197,629.37	100,504,743.32	1,165,725.52 -2,031,903.85	536,647.17	1,702,372.69	-1,495,256.68
Stabilization										
10215 Cooperatieve Rabobank CP	STABL	04/15/2024	5,000,000.00 5.590	4,842,393.06	-157,606.94	4,894,411.11	0.00 -157,606.94	52,018.05	52,018.05	-105,588.89
10198 FFCB Note	STABL	01/13/2026	10,000,000.00 4.000	10,032,100.00	32,100.00	10,022,732.53	-6,682.53 25,417.47	-2,684.94	-9,367.47	22,732.53

Collin Co Comm College Dist.
Amortization Schedule
September 1, 2023 - November 30, 2023

Investment #	Maturity Date	Beginning Par Value				Amounts Amortized				
Issuer	Fund	Amort. Date	Current Rate	Purchase Principal	Original Premium or Discount	Ending Book Value	And Unamortized As of 09/01/2023	Amount Amortized This Period	Amt Amortized Through 11/30/2023	Amount Unamortized Through 11/30/2023
Stabilization										
10220 FFCB Note	STABL	11/13/2025	10,000,000.00 4.875	9,989,910.00	-10,090.00	9,990,037.72	0.00 -10,090.00	127.72	127.72	-9,962.28
10207 FHLB Note	STABL	06/06/2025	2,000,000.00 4.625	1,998,327.50	-1,672.50	1,998,723.37	185.05 -1,487.45	210.82	395.87	-1,276.63
10208 FHLB Note	STABL	06/06/2025	8,000,000.00 4.625	7,993,360.00	-6,640.00	7,994,931.65	734.68 -5,905.32	836.97	1,571.65	-5,068.35
10204 MUFG Bank CP	STABL	11/24/2023	10,000,000.00	9,615,816.67	-384,183.33	0.00	263,316.66 -120,866.67	120,866.67	384,183.33	0.00
10210 MUFG Bank CP	STABL	04/08/2024	10,000,000.00	9,587,041.70	-412,958.30	9,798,975.02	70,124.99 -342,833.31	141,808.33	211,933.32	-201,024.98
			Subtotal	54,058,948.93	-941,051.07	44,699,811.40	327,678.85 -613,372.22	313,183.62	640,862.47	-300,188.60
			Total	254,657,025.67	-6,342,974.33	222,156,750.89	1,975,752.83 -4,367,221.50	1,523,972.39	3,499,725.22	-2,843,249.11



Collin Co Comm College Dist.
Projected Cashflow Report
Sorted by Monthly
For the Period December 1, 2023 - June 30, 2024

Meeder Public Funds
 901 S. MoPac
 Suite 300
 Austin, TX 78746
 -

Projected Trans. Date	Investment #	Fund	Security ID	Transaction Type	Issuer	Par Value	Original Cost	Principal	Interest	Total
December 2023										
12/06/2023	10207	STABL	3130AWER7	Interest	FHLB Note	0.00	0.00	0.00	44,708.33	44,708.33
12/06/2023	10208	STABL	3130AWER7	Interest	FHLB Note	0.00	0.00	0.00	178,833.33	178,833.33
12/12/2023	10172	BLDG	3130ALJ70	Call	FHLB Call Note	5,000,000.00	5,000,000.00	5,000,000.00	0.00	5,000,000.00
12/12/2023	10196	BLDG	3130ATUC9	Interest	FHLB Note	0.00	0.00	0.00	225,000.00	225,000.00
12/17/2023	10193	OPER	3133ENYX2	Interest	FFCB Note	0.00	0.00	0.00	81,250.00	81,250.00
12/17/2023	10200	OPER	3135G04Z3	Interest	FNMA Note	0.00	0.00	0.00	18,750.00	18,750.00
12/20/2023	10178	BLDG	3130AQCM3	Interest	FHLB Call Note	0.00	0.00	0.00	25,000.00	25,000.00
12/20/2023	10178	BLDG	3130AQCM3	Call	FHLB Call Note	5,000,000.00	5,000,000.00	5,000,000.00	0.00	5,000,000.00
12/28/2023	10175	BLDG	3130AMT85	Interest	FHLB Call Note	0.00	0.00	0.00	20,000.00	20,000.00
12/28/2023	10175	BLDG	3130AMT85	Call	FHLB Call Note	10,000,000.00	10,000,000.00	10,000,000.00	0.00	10,000,000.00
12/30/2023	10206	BLDG	3130ARD24	Call	FHLB Call Note	10,000,000.00	9,613,500.00	10,000,000.00	0.00	10,000,000.00
Total for December 2023						30,000,000.00	29,613,500.00	30,000,000.00	593,541.66	30,593,541.66
January 2024										
01/04/2024	10177	OPER	31422XMV1	Call	FRMAC Call Note	5,000,000.00	5,000,000.00	5,000,000.00	0.00	5,000,000.00
01/10/2024	10197	BLDG	3133EN5Q9	Interest	FFCB Note	0.00	0.00	0.00	112,500.00	112,500.00
01/10/2024	10209	BLDG	40060WAA0	Maturity	GTA Funding CP	10,000,000.00	9,727,688.89	10,000,000.00	0.00	10,000,000.00
01/13/2024	10198	STABL	3133EN6A3	Interest	FFCB Note	0.00	0.00	0.00	200,000.00	200,000.00
01/14/2024	10183	OPER	3134GXZT4	Interest	FHLMC Call Note	0.00	0.00	0.00	100,000.00	100,000.00
01/14/2024	10183	OPER	3134GXZT4	Call	FHLMC Call Note	5,000,000.00	5,000,000.00	5,000,000.00	0.00	5,000,000.00
Total for January 2024						20,000,000.00	19,727,688.89	20,000,000.00	412,500.00	20,412,500.00
February 2024										
02/02/2024	10201	OPER	3133EN7J3	Interest	FFCB Note	0.00	0.00	0.00	145,312.50	145,312.50
02/05/2024	10205	BLDG	78009AB52	Maturity	Royal Bank of Canada CP	10,000,000.00	9,626,122.22	10,000,000.00	0.00	10,000,000.00
02/28/2024	10176	BLDG	3130ANNS5	Interest	FHLB Call Note	0.00	0.00	0.00	12,500.00	12,500.00
02/28/2024	10176	BLDG	3130ANNS5	Call	FHLB Call Note	5,000,000.00	5,000,000.00	5,000,000.00	0.00	5,000,000.00
02/29/2024	10179	BLDG	912828YE4	Interest	T Note	0.00	0.00	0.00	31,250.00	31,250.00
Total for February 2024						15,000,000.00	14,626,122.22	15,000,000.00	189,062.50	15,189,062.50
March 2024										
03/11/2024	10213	DS	53948ACB5	Maturity	Lloyds Bank CP	8,000,000.00	7,790,186.67	8,000,000.00	0.00	8,000,000.00
03/11/2024	10216	OPER	3130AWTQ3	Interest	FHLB Note	0.00	0.00	0.00	696,961.81	696,961.81

Collin Co Comm College Dist.
Projected Cashflow Report
For the Period December 1, 2023 - June 30, 2024

Projected Trans. Date	Investment #	Fund	Security ID	Transaction Type	Issuer	Par Value	Original Cost	Principal	Interest	Total
March 2024										
03/12/2024	10172	BLDG	3130ALJ70	Maturity	FHLB Call Note	5,000,000.00	5,000,000.00	5,000,000.00	10,000.00	5,010,000.00
03/31/2024	10206	BLDG	3130ARD24	Interest	FHLB Call Note	0.00	0.00	0.00	101,058.33	101,058.33
Total for March 2024						13,000,000.00	12,790,186.67	13,000,000.00	808,020.14	13,808,020.14
April 2024										
04/04/2024	10177	OPER	31422XMV1	Interest	FRMAC Call Note	0.00	0.00	0.00	12,500.00	12,500.00
04/08/2024	10210	STABL	62479LD85	Maturity	MUFG Bank CP	10,000,000.00	9,587,041.70	10,000,000.00	0.00	10,000,000.00
04/15/2024	10214	BOND20	21687ADF7	Maturity	Cooperatieve Rabobank CP	5,000,000.00	4,842,393.06	5,000,000.00	0.00	5,000,000.00
04/15/2024	10215	STABL	21687ADF7	Maturity	Cooperatieve Rabobank CP	5,000,000.00	4,842,393.06	5,000,000.00	0.00	5,000,000.00
04/15/2024	10219	OPER	91282CFP1	Interest	T Note	0.00	0.00	0.00	170,000.00	170,000.00
04/18/2024	10211	OPER	78015CDJ8	Maturity	Royal Bank of Canada CP	10,000,000.00	9,573,750.00	10,000,000.00	0.00	10,000,000.00
04/19/2024	10212	OPER	89233GDK9	Maturity	Toyota Motor Credit Corp CP	5,000,000.00	4,789,250.00	5,000,000.00	0.00	5,000,000.00
04/22/2024	10194	OPER	3135G03U5	Interest	FNMA Note	0.00	0.00	0.00	15,625.00	15,625.00
Total for April 2024						35,000,000.00	33,634,827.82	35,000,000.00	198,125.00	35,198,125.00
May 2024										
05/13/2024	10220	STABL	3133EPC37	Interest	FFCB Note	0.00	0.00	0.00	243,750.00	243,750.00
05/15/2024	10181	OPER	91282CCC3	Maturity	T Note	6,000,000.00	5,726,484.38	6,000,000.00	7,500.00	6,007,500.00
05/17/2024	10221	OPER	3130AXU63	Interest	FHLB Note	0.00	0.00	0.00	185,000.00	185,000.00
05/18/2024	10199	OPER	3133ENZ94	Interest	FFCB Note	0.00	0.00	0.00	225,000.00	225,000.00
05/31/2024	10182	OPER	912828ZT0	Interest	T Note	0.00	0.00	0.00	6,250.00	6,250.00
Total for May 2024						6,000,000.00	5,726,484.38	6,000,000.00	667,500.00	6,667,500.00
June 2024										
06/06/2024	10207	STABL	3130AWER7	Interest	FHLB Note	0.00	0.00	0.00	46,250.00	46,250.00
06/06/2024	10208	STABL	3130AWER7	Interest	FHLB Note	0.00	0.00	0.00	185,000.00	185,000.00
06/12/2024	10196	BLDG	3130ATUC9	Interest	FHLB Note	0.00	0.00	0.00	225,000.00	225,000.00
06/14/2024	10217	BOND20	4497W0FE3	Maturity	ING Funding CP	10,000,000.00	9,590,261.11	10,000,000.00	0.00	10,000,000.00
06/17/2024	10193	OPER	3133ENYX2	Maturity	FFCB Note	5,000,000.00	4,999,750.00	5,000,000.00	81,250.00	5,081,250.00
06/17/2024	10200	OPER	3135G04Z3	Interest	FNMA Note	0.00	0.00	0.00	18,750.00	18,750.00
06/18/2024	10218	BOND20	22533TFJ0	Maturity	Credit Agricole CP	5,000,000.00	4,792,372.22	5,000,000.00	0.00	5,000,000.00
06/20/2024	10178	BLDG	3130AQCM3	Interest	FHLB Call Note	0.00	0.00	0.00	25,000.00	25,000.00
06/28/2024	10175	BLDG	3130AMT85	Maturity	FHLB Call Note	10,000,000.00	10,000,000.00	10,000,000.00	20,000.00	10,020,000.00
Total for June 2024						30,000,000.00	29,382,383.33	30,000,000.00	601,250.00	30,601,250.00
GRAND TOTALS:						149,000,000.00	145,501,193.31	149,000,000.00	3,469,999.30	152,469,999.30



Collin Co Comm College Dist.
Texas Compliance Change in Val Report
Sorted by Fund
September 1, 2023 - November 30, 2023

Meeder Public Funds
 901 S. MoPac
 Suite 300
 Austin, TX 78746
 -

Inv #	Issuer	Fund	Purch Date	Interest Accrual	Beginning Book Value	Purchases/ Additions	Redemptions	Change in Value	Ending Book Value
Cusip	Par Value	YTM	Mat Date	Interest Received	Beginning Market Value				Ending Market Value
Fund: Building									
10007	TXSTAR	BLDG	02/01/2016	394,838.19	29,630,911.94	394,838.19	0.00	394,838.19	30,025,750.13
2450	30,025,750.13	5.330	/ /	394,838.19	29,630,911.94	394,838.19	0.00	394,838.19	30,025,750.13
10009	TXPOOL	BLDG	02/01/2016	116,677.32	5,705,361.60	8,322,362.32	152,343.16	8,170,019.16	13,875,380.76
700001	13,875,380.76	5.372	/ /	116,677.32	5,705,361.60	8,322,362.32	152,343.16	8,170,019.16	13,875,380.76
10172	FHLBC	BLDG	03/12/2021	5,000.00	5,000,000.00	0.00	0.00	0.00	5,000,000.00
3130ALJ70	5,000,000.00	0.400	03/12/2024	10,000.00	4,866,913.15	0.00	0.00	64,369.25	4,931,282.40
10175	FHLBC	BLDG	06/28/2021	10,000.00	10,000,000.00	0.00	0.00	0.00	10,000,000.00
3130AMT85	10,000,000.00	0.400	06/28/2024	0.00	9,589,164.70	0.00	0.00	134,775.10	9,723,939.80
10176	FHLBC	BLDG	08/30/2021	6,250.00	5,000,000.00	0.00	0.00	0.00	5,000,000.00
3130ANNS5	5,000,000.00	0.500	08/28/2024	0.00	4,761,314.10	0.00	0.00	63,701.70	4,825,015.80
10178	FHLBC	BLDG	12/20/2021	12,500.00	5,000,000.00	0.00	0.00	0.00	5,000,000.00
3130AQCM3	5,000,000.00	1.000	12/20/2024	0.00	4,725,146.45	0.00	0.00	55,637.60	4,780,784.05
10179	TNOTE	BLDG	04/18/2022	15,625.00	4,941,388.21	0.00	0.00	14,612.80	4,956,001.01
912828YE4	5,000,000.00	2.466	08/31/2024	0.00	4,800,585.95	0.00	0.00	51,953.10	4,852,539.05
10196	FHLB	BLDG	01/10/2023	112,500.00	10,084,675.38	0.00	0.00	-9,282.32	10,075,393.06
3130ATUC9	10,000,000.00	4.098	12/12/2025	0.00	9,952,641.80	0.00	0.00	-5,628.00	9,947,013.80
10197	FFCB	BLDG	01/11/2023	56,250.00	5,009,317.52	0.00	0.00	-1,714.88	5,007,602.64
3133EN5Q9	5,000,000.00	4.355	01/10/2025	0.00	4,950,270.30	0.00	0.00	15,080.40	4,965,350.70
10202	CREDAG	BLDG	03/02/2023	0.00	4,960,177.78	0.00	5,000,000.00	-4,960,177.78	0.00
22533UXT5	0.00	0.000	10/27/2023	0.00	4,957,945.00	0.00	5,000,000.00	-4,957,945.00	0.00
10205	RBCCP	BLDG	05/15/2023	0.00	9,779,327.78	0.00	0.00	127,905.55	9,907,233.33
78009AB52	10,000,000.00	5.323	02/05/2024	0.00	9,757,510.00	0.00	0.00	141,710.00	9,899,220.00

Portfolio CCCC

Collin Co Comm College Dist.
Texas Compliance Change in Val Report
September 1, 2023 - November 30, 2023

Inv #	Issuer	Fund	Purch Date	Interest Accrual	Beginning Book Value				Ending Book Value
Cusip	Par Value	YTM	Mat Date	Interest Received	Beginning Market Value	Purchases/ Additions	Redemptions	Change in Value	Ending Market Value
10206	FHLBC	BLDG	05/24/2023	50,250.00	9,690,640.95	0.00	0.00	71,574.07	9,762,215.02
3130ARD24	10,000,000.00	5.008	09/30/2024	70,350.00	9,641,552.80	0.00	0.00	88,364.70	9,729,917.50
10209	GTAFD	BLDG	07/18/2023	0.00	9,797,313.89	0.00	0.00	140,797.22	9,938,111.11
40060WAA0	10,000,000.00	5.725	01/10/2024	0.00	9,795,540.00	0.00	0.00	142,960.00	9,938,500.00
Sub Totals For: Fund: Building				779,890.51	114,599,115.05	8,717,200.51	5,152,343.16	3,948,572.01	118,547,687.06
				591,865.51	113,134,857.79	8,717,200.51	5,152,343.16	4,359,836.20	117,494,693.99
Fund: 2020 Bond Series									
10164	TXPOOL	BOND20	04/29/2020	237,613.51	31,969,000.03	237,613.51	19,599,726.07	-19,362,112.56	12,606,887.47
700006A	12,606,887.47	5.372	/ /	237,613.51	31,969,000.03	237,613.51	19,599,726.07	-19,362,112.56	12,606,887.47
10214	CCOPBK	BOND20	09/25/2023	0.00	0.00	4,842,393.06	0.00	4,894,411.11	4,894,411.11
21687ADF7	5,000,000.00	5.833	04/15/2024	0.00	0.00	4,842,393.06	0.00	4,897,315.00	4,897,315.00
10217	INGFD	BOND20	09/26/2023	0.00	0.00	9,590,261.11	0.00	9,693,477.78	9,693,477.78
4497W0FE3	10,000,000.00	5.917	06/14/2024	0.00	0.00	9,590,261.11	0.00	9,703,220.00	9,703,220.00
10218	CREDAG	BOND20	09/26/2023	0.00	0.00	4,792,372.22	0.00	4,843,888.89	4,843,888.89
22533TFJ0	5,000,000.00	5.909	06/18/2024	0.00	0.00	4,792,372.22	0.00	4,850,130.00	4,850,130.00
Sub Totals For: Fund: 2020 Bond Series				237,613.51	31,969,000.03	19,462,639.90	19,599,726.07	69,665.22	32,038,665.25
				237,613.51	31,969,000.03	19,462,639.90	19,599,726.07	88,552.44	32,057,552.47
Fund: Debt Service									
10010	TXPOOL	DS	02/01/2016	139,020.11	12,595,820.36	7,315,365.70	7,790,186.67	-474,820.97	12,120,999.39
700004	12,120,999.39	5.372	/ /	139,020.11	12,595,820.36	7,315,365.70	7,790,186.67	-474,820.97	12,120,999.39
10141	TXDAIL	DS	02/04/2019	0.00	0.00	0.00	0.00	0.00	0.00
1291-01	0.00	0.000	/ /	0.00	0.00	0.00	0.00	0.00	0.00
10213	LLOYDS	DS	09/25/2023	0.00	0.00	7,790,186.67	0.00	7,873,862.22	7,873,862.22
53948ACB5	8,000,000.00	5.771	03/11/2024	0.00	0.00	7,790,186.67	0.00	7,876,408.00	7,876,408.00

Collin Co Comm College Dist.
Texas Compliance Change in Val Report
September 1, 2023 - November 30, 2023

Inv #	Issuer	Fund	Purch Date	Interest Accrual	Beginning Book Value	Purchases/ Additions	Redemptions	Change in Value	Ending Book Value
Cusip	Par Value	YTM	Mat Date	Interest Received	Beginning Market Value				Ending Market Value
Sub Totals For: Fund: Debt Service				139,020.11	12,595,820.36	15,105,552.37	7,790,186.67	7,399,041.25	19,994,861.61
				139,020.11	12,595,820.36	15,105,552.37	7,790,186.67	7,401,587.03	19,997,407.39
Fund: Operating									
10008	TXSTAR	OPER	02/01/2016	158,131.41	11,867,081.86	158,131.41	0.00	158,131.41	12,025,213.27
5450	12,025,213.27	5.330	/ /	158,131.41	11,867,081.86	158,131.41	0.00	158,131.41	12,025,213.27
10011	TXPOOL	OPER	02/01/2016	513,048.72	74,678,164.88	104,829,070.64	154,922,713.97	-50,093,643.33	24,584,521.55
700003	24,584,521.55	5.372	/ /	513,048.72	74,678,164.88	104,829,070.64	154,922,713.97	-50,093,643.33	24,584,521.55
10012	JPMCC	OPER	02/01/2016	0.00	112,526.07	64,116,449.54	64,130,489.75	-14,040.21	98,485.86
7828	98,485.86	0.000	/ /	0.00	112,526.07	64,116,449.54	64,130,489.75	-14,040.21	98,485.86
10142	TXDAIL	OPER	02/06/2019	72,229.74	5,384,246.51	72,229.74	0.00	72,229.74	5,456,476.25
1291-00	5,456,476.25	5.370	/ /	72,229.74	5,384,246.51	72,229.74	0.00	72,229.74	5,456,476.25
10167	FFCBC	OPER	09/16/2020	0.00	5,000,000.00	0.00	5,000,000.00	-5,000,000.00	0.00
3133EL5J9	0.00	0.000	09/01/2023	7,500.00	5,000,000.00	0.00	5,000,000.00	-5,000,000.00	0.00
10169	FFCBC	OPER	09/16/2020	505.56	5,000,000.00	0.00	5,000,000.00	-5,000,000.00	0.00
3133EL6U3	0.00	0.000	09/14/2023	7,000.00	4,989,325.80	0.00	5,000,000.00	-4,989,325.80	0.00
10177	FAMCAC	OPER	10/04/2021	6,250.00	5,000,000.00	0.00	0.00	0.00	5,000,000.00
31422XMV1	5,000,000.00	0.500	10/04/2024	12,500.00	4,740,145.85	0.00	0.00	61,478.05	4,801,623.90
10180	TNOTE	OPER	05/16/2022	3,057.07	5,973,857.35	0.00	6,000,000.00	-5,973,857.35	0.00
91282CAW1	0.00	0.000	11/15/2023	7,500.00	5,936,718.72	0.00	6,000,000.00	-5,936,718.72	0.00
10181	TNOTE	OPER	05/16/2022	3,716.41	5,903,707.51	0.00	0.00	34,095.79	5,937,803.30
91282CCC3	6,000,000.00	2.607	05/15/2024	7,500.00	5,786,718.72	0.00	0.00	76,875.00	5,863,593.72
10182	TNOTE	OPER	06/15/2022	3,107.92	4,738,562.38	0.00	0.00	37,289.70	4,775,852.08
912828ZT0	5,000,000.00	3.423	05/31/2025	6,250.00	4,606,445.30	0.00	0.00	59,375.00	4,665,820.30
10183	FHLMCC	OPER	07/14/2022	50,000.00	5,000,000.00	0.00	0.00	0.00	5,000,000.00
3134GXZT4	5,000,000.00	4.000	07/14/2025	0.00	4,878,209.50	0.00	0.00	31,684.65	4,909,894.15

Collin Co Comm College Dist.
Texas Compliance Change in Val Report
September 1, 2023 - November 30, 2023

Inv #	Issuer	Fund	Purch Date	Interest Accrual	Beginning Book Value				Ending Book Value
Cusip	Par Value	YTM	Mat Date	Interest Received	Beginning Market Value	Purchases/ Additions	Redemptions	Change in Value	Ending Market Value
10193	FFCB	OPER	07/25/2022	40,625.00	4,999,895.16	0.00	0.00	32.99	4,999,928.15
3133ENYX2	5,000,000.00	3.251	06/17/2024	0.00	4,916,582.05	0.00	0.00	36,998.90	4,953,580.95
10194	FNMA	OPER	08/05/2022	7,812.50	4,802,768.00	0.00	0.00	30,035.33	4,832,803.33
3135G03U5	5,000,000.00	3.150	04/22/2025	15,625.00	4,656,323.65	0.00	0.00	54,759.35	4,711,083.00
10199	FFCB	OPER	01/19/2023	112,500.00	10,020,564.46	0.00	0.00	-4,235.24	10,016,329.22
3133ENZ94	10,000,000.00	4.318	11/18/2024	225,000.00	9,919,608.30	0.00	0.00	13,897.00	9,933,505.30
10200	FNMA	OPER	01/23/2023	9,375.00	7,056,211.46	0.00	0.00	61,828.12	7,118,039.58
3135G04Z3	7,500,000.00	3.990	06/17/2025	0.00	6,929,733.83	0.00	0.00	82,826.32	7,012,560.15
10201	FFCB	OPER	02/02/2023	72,656.25	7,477,862.08	0.00	0.00	2,287.50	7,480,149.58
3133EN7J3	7,500,000.00	4.005	02/02/2026	0.00	7,336,231.80	0.00	0.00	37,089.08	7,373,320.88
10203	SWEDBK	OPER	03/02/2023	0.00	9,879,133.33	0.00	10,000,000.00	-9,879,133.33	0.00
87019SYQ1	0.00	0.000	11/24/2023	0.00	9,872,750.00	0.00	10,000,000.00	-9,872,750.00	0.00
10211	RBCCP	OPER	07/18/2023	0.00	9,643,500.00	0.00	0.00	141,050.00	9,784,550.00
78015CDJ8	10,000,000.00	5.893	04/18/2024	0.00	9,643,500.00	0.00	0.00	141,050.00	9,784,550.00
10212	TYMTCP	OPER	07/24/2023	0.00	4,819,691.67	0.00	0.00	71,030.55	4,890,722.22
89233GDK9	5,000,000.00	5.935	04/19/2024	0.00	4,823,130.00	0.00	0.00	70,670.00	4,893,800.00
10216	FHLB	OPER	09/25/2023	211,979.17	0.00	24,759,469.25	0.00	24,774,361.40	24,774,361.40
3130AWTQ3	25,000,000.00	4.973	09/11/2026	0.00	0.00	24,759,469.25	0.00	25,072,029.75	25,072,029.75
10219	TNOTE	OPER	11/22/2023	8,360.65	0.00	7,905,937.50	0.00	7,907,159.09	7,907,159.09
91282CFP1	8,000,000.00	4.904	10/15/2025	0.00	0.00	7,905,937.50	0.00	7,926,562.48	7,926,562.48
10221	FHLB	OPER	11/22/2023	9,250.00	0.00	7,986,936.00	0.00	7,987,045.37	7,987,045.37
3130AXU63	8,000,000.00	4.683	11/17/2026	0.00	0.00	7,986,936.00	0.00	8,010,810.00	8,010,810.00
Sub Totals For: Fund: Operating				1,282,605.40	187,357,772.72	209,828,224.08	245,053,203.72	-34,688,332.47	152,669,440.25
				1,032,284.87	186,077,442.84	209,828,224.08	245,053,203.72	-34,000,011.33	152,077,431.51

Fund: Stabilization

Portfolio CCCC

Collin Co Comm College Dist.
Texas Compliance Change in Val Report
September 1, 2023 - November 30, 2023

Inv #	Issuer	Fund	Purch Date	Interest Accrual	Beginning Book Value				Ending Book Value
Cusip	Par Value	YTM	Mat Date	Interest Received	Beginning Market Value	Purchases/ Additions	Redemptions	Change in Value	Ending Market Value
10050	TXPOOL	STABL	01/24/2018	283,158.46	17,183,998.78	35,420,658.46	34,844,490.56	576,167.90	17,760,166.68
700005	17,760,166.68	5.372	/ /	283,158.46	17,183,998.78	35,420,658.46	34,844,490.56	576,167.90	17,760,166.68
10198	FFCB	STABL	01/17/2023	100,000.00	10,025,417.47	0.00	0.00	-2,684.94	10,022,732.53
3133EN6A3	10,000,000.00	3.885	01/13/2026	0.00	9,826,892.50	0.00	0.00	26,738.60	9,853,631.10
10204	MUFGBK	STABL	03/02/2023	0.00	9,879,133.33	0.00	10,000,000.00	-9,879,133.33	0.00
62479MYQ0	0.00	0.000	11/24/2023	0.00	9,871,310.00	0.00	10,000,000.00	-9,871,310.00	0.00
10207	FHLB	STABL	06/12/2023	23,125.00	1,998,512.55	0.00	0.00	210.82	1,998,723.37
3130AWER7	2,000,000.00	4.670	06/06/2025	0.00	1,984,731.92	0.00	0.00	7,389.06	1,992,120.98
10208	FHLB	STABL	06/12/2023	92,500.00	7,994,094.68	0.00	0.00	836.97	7,994,931.65
3130AWER7	8,000,000.00	4.669	06/06/2025	0.00	7,938,927.68	0.00	0.00	29,556.24	7,968,483.92
10210	MUFGBK	STABL	07/18/2023	0.00	9,657,166.69	0.00	0.00	141,808.33	9,798,975.02
62479LD85	10,000,000.00	5.922	04/08/2024	0.00	9,657,200.00	0.00	0.00	143,110.00	9,800,310.00
10215	CCOPBK	STABL	09/25/2023	0.00	0.00	4,842,393.06	0.00	4,894,411.11	4,894,411.11
21687ADF7	5,000,000.00	5.833	04/15/2024	0.00	0.00	4,842,393.06	0.00	4,897,315.00	4,897,315.00
10220	FFCB	STABL	11/22/2023	12,187.50	0.00	9,989,910.00	0.00	9,990,037.72	9,990,037.72
3133EPC37	10,000,000.00	4.928	11/13/2025	0.00	0.00	9,989,910.00	0.00	10,011,018.00	10,011,018.00
Sub Totals For: Fund: Stabilization				510,970.96	56,738,323.50	50,252,961.52	44,844,490.56	5,721,654.58	62,459,978.08
				283,158.46	56,463,060.88	50,252,961.52	44,844,490.56	5,819,984.80	62,283,045.68
Report Grand Totals:				2,950,100.49	403,260,031.66	303,366,578.38	322,439,950.18	-17,549,399.41	385,710,632.25
				2,283,942.46	400,240,181.90	303,366,578.38	322,439,950.18	-16,330,050.86	383,910,131.04

Disclosures



Meeder Public Funds, Inc., is a registered investment adviser with the Securities and Exchange Commission (SEC) under the Investment Advisers Act of 1940. Registration with the SEC does not imply a certain level of skill or training. The opinions expressed in this presentation are those of Meeder Public Funds, Inc. The material presented has been derived from sources considered to be reliable, but the accuracy and completeness cannot be guaranteed.

Meeder provides monthly statements for its investment management clients to provide information about the investment portfolio. The information should not be used for audit or confirmation purposes. Please review your custodial statements and report any inaccuracies or discrepancies.

Certain information and data have been supplied by unaffiliated third parties. Although Meeder believes the information is reliable, it cannot warrant the accuracy of information offered by third parties. Market value may reflect prices received from pricing vendors when current market quotations are not available. Prices may not reflect firm bids or offers and may differ from the value at which the security can be sold.

Statements may include positions from unmanaged accounts provided for reporting purposes. Unmanaged accounts are managed directly by the client and are not included in the accounts managed by the investment adviser. This information is provided as a client convenience and the investment adviser assumes no responsibility for performance of these accounts or the accuracy of the data reported.

Investing involves risk. Past performance is no guarantee of future results. Debt and fixed income securities are subject to credit and interest rate risk. The investment return and principal value of an investment will fluctuate so that an investors shares, when redeemed, may be worth more or less than their original cost. Current performance may be lower or higher than the performance data quoted.

Investment advisory services are provided through Meeder Public Funds, Inc. Please contact us if you would like to receive a copy of our current ADV disclosure brochure or privacy policy.

Meeder Public Funds

Barton Oaks Plaza I
901 S. MoPac Expy
Suite 300
Austin, Texas
78746

866.633.3371