



QUARTERLY INVESTMENT REPORT

Collin County College

AUGUST 31, 2023



MEEDER

PUBLIC FUNDS

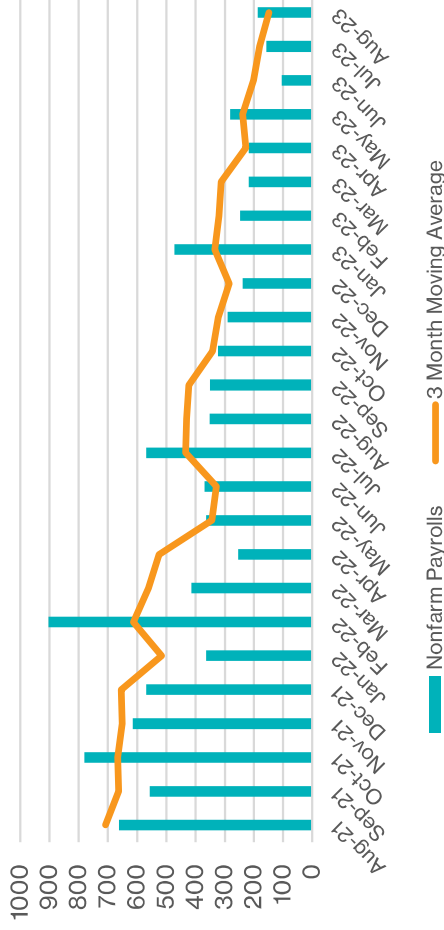
A Slowly Slowing Economy

August is a notoriously slow month for markets, with this year being no exception. Economic data received in August showed a slowly softening labor market and inflation that is steadily declining. Although the Federal Reserve didn't officially meet in August, Chairman Jerome Powell spoke at the annual Jackson Hole Symposium and used his speech to reaffirm the Federal Reserve's commitment to their 2 percent inflation target. Powell stated that bringing inflation down to 2% will require a period of below-trend economic growth and that monetary policy will need to remain restrictive for the foreseeable future. Powell also acknowledged the uncertainties that the Federal Reserve is facing, as it is "challenging to know in real time" when monetary policy is restrictive enough, given the lag between restrictive policy and the economic slowdown.

The July US Employment report showed that the labor market continued to cool in July, as nonfarm payrolls missed estimates and increased by just 187,000. Likewise, the prior two months were revised down by a total of 49,000. Job growth has slowed over the last 18 to 24 months, with the 3-month moving average down to just 218,000. Wage growth is still elevated, as wages have increased by 4.4% over the last year. For now, the labor market is not growing fast enough for the Federal Reserve to hike again, but the stickiness of wages should keep cuts off the table until 2024.


The Consumer Price Index (CPI) report from July pointed to more disinflation. Both headline and core CPI increased by 0.2% on the month, and on a year-over-year (YoY) basis increased by 3.2% and 4.7%, respectively. Comparatively, annualized core CPI over the last 3 months is down to 3.1% as the most recent data indicates that inflation is slowing and is likely more reflective of current pricing momentum than YoY figures that include data from nearly a year ago. The Federal Reserve and market participants will be keenly watching the next few months of data to see if the recent momentum sticks.

LABOR MARKET GROWTH



SOURCE: BLOOMBERG

INFLATION COOLING



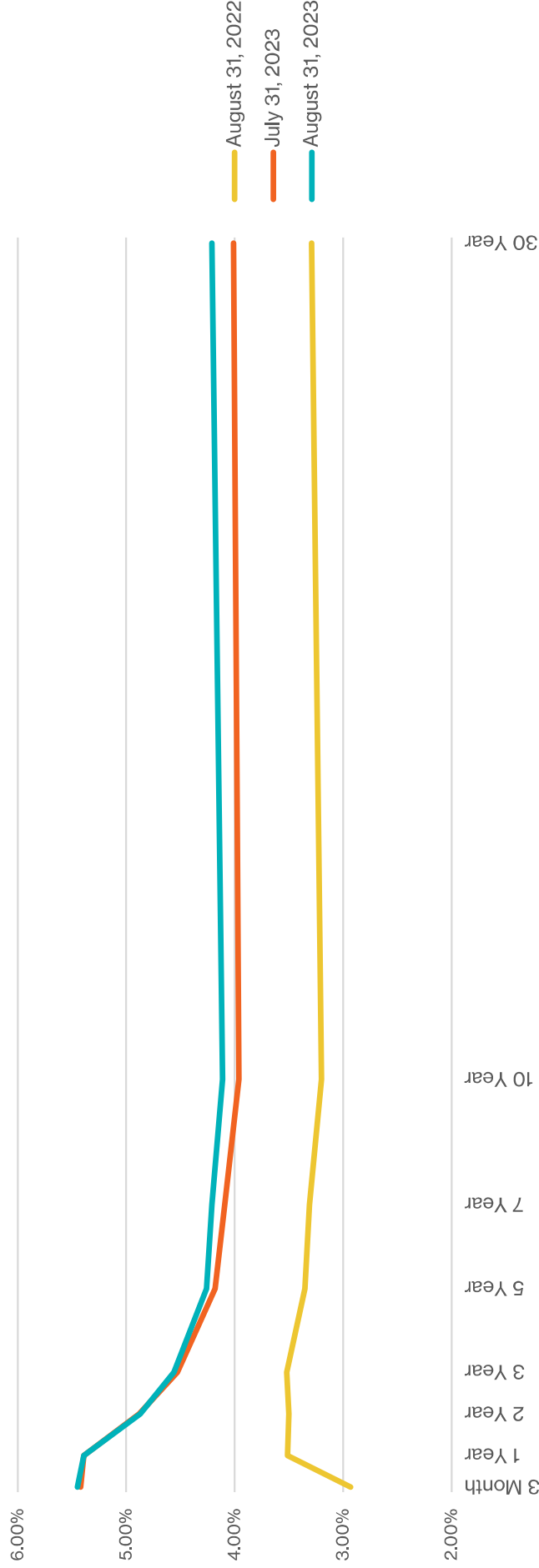
SOURCE: BLOOMBERG

Rates Move Higher

With economic data lacking many surprises, bond markets remained generally unchanged throughout August. Market pricing for rate hikes and/or cuts started and ended the month in the same place, with a full rate cut still not priced in until mid-2024. Throughout August, markets continued to price in a more positive tone, leading to rates increasing. The 2-year US Treasury yield decreased 0.02% to 4.86%, while longer-term bonds increased as they are more reflective of growth. The 5-year US Treasury yield increased by 0.07% to 4.25%, and the 10-year US Treasury yield increased by 0.15% to 4.11%, steeping the curve some. At the end of July, the yield curve was still inverted by 0.77% as markets are pricing in rate cuts in 2024.

We will continue to look to add value by picking up incremental yield on high-quality bonds as cash flows permit. Even though the yield curve remains inverted and cash products yield more than longer-term bonds, adding duration and buying at current yields will benefit portfolio income over the full economic cycle. The Federal Reserve will cut rates and the curve will normalize, and we are closer now to the end of the cycle than we ever have been.

US Treasury Yield Curve



Collin County Community College District
 Quarterly Investment Report
 June 1, 2023 – August 31, 2023

Portfolio Summary Management Report

This quarterly report is prepared in compliance with the Investment Policy and Strategy of the District and the Public Funds Investment Act (Chapter 2256., Texas Government Code).

<p><u>Portfolio as of 05/31/23:</u> Beginning Book Value \$ 452,336,987 Beginning Market Value \$ 449,347,941</p> <p>WAM at Beginning Period Date¹ 184 days (<i>Decrease in market value is due to seasonal cash outflows</i>)</p> <p style="text-align: right;">Average Yield to Maturity for period 4.452% Average Yield 3 Month Treasury Bill for period 5.490%</p>	<p><u>Portfolio as of 08/31/23:</u> Ending Book Value \$ 403,260,032 Ending Market Value \$ 400,240,182 Investment Income for the period \$ 4,885,621 Unrealized Gain/Loss \$ (3,019,850)</p> <p>WAM at Ending Period Date¹ 200 days Change in Market Value² \$ (49,107,759)</p>
--	--

 Melissa Irby, Chief Financial Officer
 Collin County Community College District

 Julie Bradley, Associate V.P. - Controller
 Collin County Community College District

 Barbara Johnston, Associate V.P.
 Collin County Community College District


 Jason Headings, Senior Vice President
 Meeder Public Funds

 1 WAM – weighted average maturity

2 “Change in Market Value” is required data, but will primarily reflect the receipt and expenditure of the District’s funds from quarter to quarter. Meeder Public Funds has assisted in the preparation of this consolidated investment report, with additional input provided by CCCCDD.

Your Portfolio

As of August 31, 2023

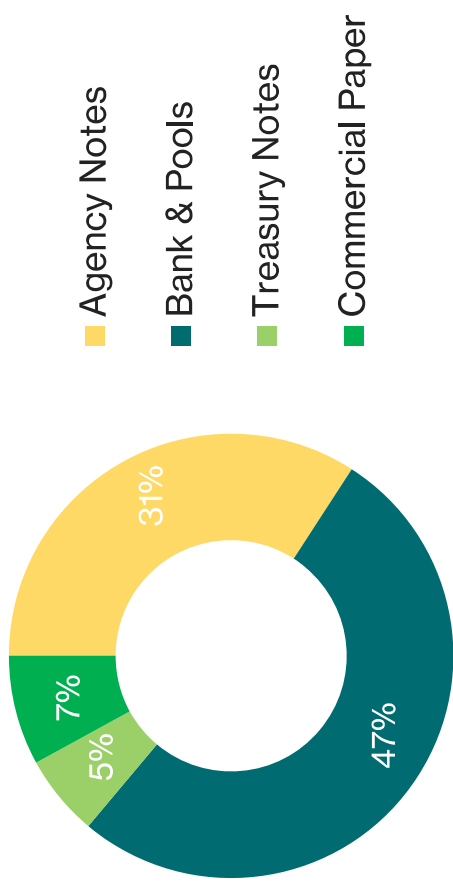


Your Portfolio Statistics

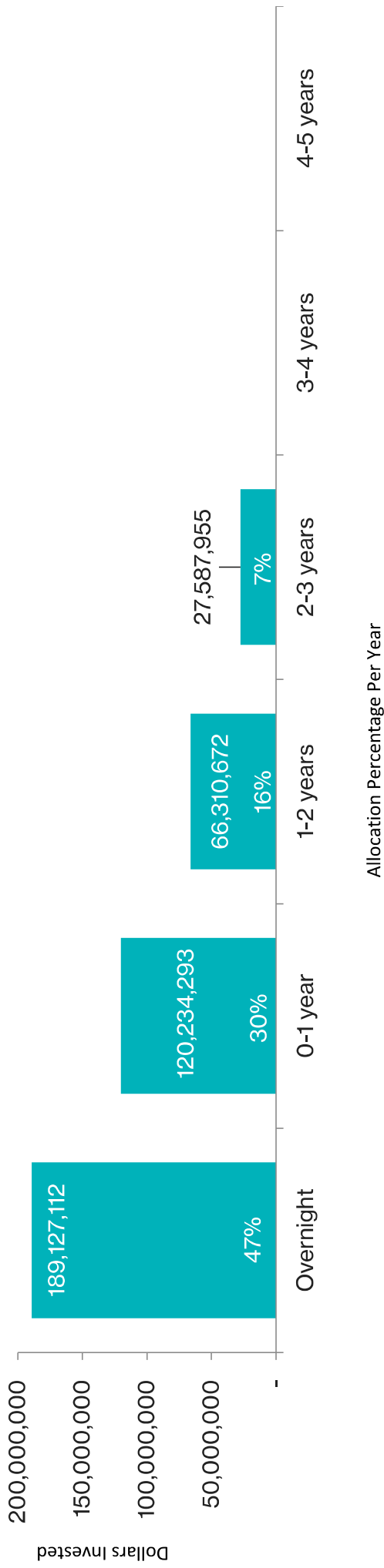
Weighted Average Maturity 0.55 years

Weighted Average Yield (All Funds) 4.52%

Your Asset Allocation



Your Maturity Distribution



Allocation Percentage Per Year



**Collin Co Comm College Dist.
Portfolio Management
Portfolio Summary
August 31, 2023**

Meeder Public Funds
901 S. MoPac
Suite 300
Austin, TX 78746

Investments	Par Value	Market Value	Book Value	% of Portfolio	Term	Days to Maturity	YTM 365 Equiv.
Commercial Paper Disc. -Amortizing	70,000,000.00	68,378,885.00	68,415,444.47	16.97	253	149	5.709
Federal Agency Coupon Securities	125,000,000.00	121,603,716.18	124,159,959.71	30.79	934	511	2.974
Treasury Coupon Securities	22,000,000.00	21,130,468.69	21,557,515.45	5.35	788	315	2.705
TexStar	41,497,993.80	41,497,993.80	41,497,993.80	10.29	1	1	5.297
Texpool	142,132,345.65	142,132,345.65	142,132,345.65	35.25	1	1	5.305
JPMorgan Chase	112,526.07	112,526.07	112,526.07	0.03	1	1	0.000
Texas Range	5,384,246.51	5,384,246.51	5,384,246.51	1.34	1	1	5.330
Investments	406,127,112.03	400,240,181.90	403,260,031.66	100.00%	373	200	4.515

Cash and Accrued Interest							
Accrued Interest at Purchase		30,150.00	30,150.00				
Subtotal		30,150.00	30,150.00				
Total Cash and Investments	406,127,112.03	400,270,331.90	403,290,181.66		373	200	4.515

Total Earnings	August 31	Month Ending	Fiscal Year To Date	Fiscal Year Ending
Current Year	1,619,233.84		16,331,952.71	16,331,952.71

''



Collin Co Comm College Dist.
Summary by Type
August 31, 2023
Grouped by Fund

Security Type	Number of Investments	Par Value	Book Value	% of Portfolio	Average YTM 365	Average Days to Maturity
Fund: Building						
Commercial Paper Disc. -Amortizing	3	25,000,000.00	24,536,819.45	6.08	5.572	126
Federal Agency Coupon Securities	7	50,000,000.00	49,784,633.85	12.35	2.514	460
Treasury Coupon Securities	1	5,000,000.00	4,941,388.21	1.23	2.467	365
Texpool	1	5,705,361.60	5,705,361.60	1.41	5.305	1
TexStar	1	29,630,911.94	29,630,911.94	7.35	5.297	1
Subtotal	13	115,336,273.54	114,599,115.05	28.42	4.026	243
Fund: 2020 Bond Series						
Texpool	1	31,969,000.03	31,969,000.03	7.93	5.305	1
Subtotal	1	31,969,000.03	31,969,000.03	7.93	5.305	1
Fund: Debt Service						
Texas Range	1	0.00	0.00	0.00	0.000	0
Texpool	1	12,595,820.36	12,595,820.36	3.12	5.305	1
Subtotal	2	12,595,820.36	12,595,820.36	3.12	5.305	1
Fund: Operating						
Federal Agency Coupon Securities	9	55,000,000.00	54,357,301.16	13.48	2.914	469
JPMorgan Chase	1	112,526.07	112,526.07	0.03	0.000	1
Treasury Coupon Securities	3	17,000,000.00	16,616,127.24	4.12	2.776	300
Texas Range	1	5,384,246.51	5,384,246.51	1.34	5.330	1
Texpool	1	74,678,164.88	74,678,164.88	18.52	5.305	1
TexStar	1	11,867,081.86	11,867,081.86	2.94	5.297	1
Commercial Paper Disc. -Amortizing	3	25,000,000.00	24,342,325.00	6.04	5.803	171
Subtotal	19	189,042,019.32	187,357,772.72	46.47	4.449	185
Fund: Stabilization						
Federal Agency Coupon Securities	3	20,000,000.00	20,018,024.70	4.96	4.277	755

Collin Co Comm College Dist.

Summary by Type
August 31, 2023
Grouped by Fund

Security Type	Number of Investments	Par Value	Book Value	% of Portfolio	Average YTM 365	Average Days to Maturity
Commercial Paper Disc. -Amortizing	2	20,000,000.00	19,536,300.02	4.84	5.765	151
Texpool	1	17,183,998.78	17,183,998.78	4.26	5.305	1
Subtotal	6	57,183,998.78	56,738,323.50	14.06	5.100	319
Total and Average	41	406,127,112.03	403,260,031.66	100.00	4.515	200

Fund: Stabilization



MEEDER
PUBLIC FUNDS

**Collin Co Comm College Dist.
Fund BLDG - Building
Investments by Fund
August 31, 2023**

Meeder Public Funds
901 S. MoPac
Suite 300
Austin, TX 78746

CUSIP	Investment #	Issuer	Purchase Date	Book Value	Par Value	Market Value	Current Rate	YTM 360	YTM 365	Maturity Days To Date Maturity
Commercial Paper Disc. -Amortizing										
22533UXT5	10202	Credit Agricole CP	03/02/2023	4,960,177.78	5,000,000.00	4,957,945.00	5.382	5.457	5.457	10/27/2023
40060WAA0	10209	GTA Funding CP	07/18/2023	9,797,313.89	10,000,000.00	9,795,540.00	5.725	5.805	5.805	01/10/2024
78009AB52	10205	Royal Bank of Canada CP	05/15/2023	9,779,327.78	10,000,000.00	9,757,510.00	5.323	5.397	5.397	02/05/2024
		Subtotal and Average		24,536,819.45	25,000,000.00	24,510,995.00	5.496	5.572	5.572	126
Federal Agency Coupon Securities										
3133EN5Q9	10197	FFCB Note	01/11/2023	5,009,317.52	5,000,000.00	4,950,270.30	4.500	4.295	4.355	01/10/2025
3130ATTUC9	10196	FHLB Note	01/10/2023	10,084,675.38	10,000,000.00	9,952,641.80	4.500	4.041	4.098	12/12/2025
3130ALLJ70	10172	FHLB Call Note	03/12/2021	5,000,000.00	5,000,000.00	4,866,913.15	0.400	0.394	0.400	03/12/2024
3130AMT85	10175	FHLB Call Note	06/28/2021	10,000,000.00	10,000,000.00	9,589,164.70	0.400	0.394	0.400	06/28/2024
3130ANN55	10176	FHLB Call Note	08/30/2021	5,000,000.00	5,000,000.00	4,761,314.10	0.500	0.493	0.500	08/28/2024
3130AOCM3	10178	FHLB Call Note	12/20/2021	5,000,000.00	5,000,000.00	4,725,146.45	1.000	0.986	1.000	12/20/2024
3130ARD24	10206	FHLB Call Note	05/24/2023	9,690,640.95	10,000,000.00	9,641,552.80	2.010	4.940	5.008	09/30/2024
		Subtotal and Average		49,784,633.85	50,000,000.00	48,487,003.30	2.480	2.514	2.514	459
Treasury Coupon Securities										
912828YE4	10179	T Note	04/18/2022	4,941,388.21	5,000,000.00	4,800,585.95	1.250	2.432	2.466	08/31/2024
		Subtotal and Average		4,941,388.21	5,000,000.00	4,800,585.95	2.433	2.467	2.467	365
TexStar										
2450	10007	TexStar	02/01/2016	29,630,911.94	29,630,911.94	29,630,911.94	5.297	5.224	5.297	1
		Subtotal and Average		29,630,911.94	29,630,911.94	29,630,911.94	5.225	5.297	5.297	1
Texpool										
700001	10009	Texpool	02/01/2016	5,705,361.60	5,705,361.60	5,705,361.60	5.305	5.232	5.304	1
		Subtotal and Average		5,705,361.60	5,705,361.60	5,705,361.60	5.232	5.305	5.305	1
		Total Investments and Average		114,599,115.05	115,336,273.54	113,134,857.79	3.970	4.026	4.026	242

Fund BOND20 - 2020 Bond Series
Investments by Fund
August 31, 2023

CUSIP	Investment #	Issuer	Purchase Date	Book Value	Par Value	Market Value	Current Rate	YTM 360	YTM 365	Maturity Days To Date	Maturity
Texpool											
700006A	10164	Texpool	04/29/2020	31,969,000.03	31,969,000.03	31,969,000.03	5.305	5.232	5.304		1
			Subtotal and Average	31,969,000.03	31,969,000.03	31,969,000.03		5.232	5.305		1
			Total Investments and Average	31,969,000.03	31,969,000.03	31,969,000.03		5.232	5.305		1

**Fund DS - Debt Service
Investments by Fund
August 31, 2023**

CUSIP	Investment #	Issuer	Purchase Date	Book Value	Par Value	Market Value	Current Rate	YTM 360	YTM 365	Maturity Days To Date	Maturity
Texpool											
700004	10010	Texpool	02/01/2016	12,595,820.36	12,595,820.36	12,595,820.36	5.305	5.232	5.304		1
		Subtotal and Average		12,595,820.36	12,595,820.36	12,595,820.36		5.232	5.305		1
Texas Range											
1291-01	10141	TexasDAILY	02/04/2019	0.00	0.00	0.00					1
		Subtotal and Average		0.00	0.00	0.00		0.000	0.000		0
		Total Investments and Average		12,595,820.36	12,595,820.36	12,595,820.36		5.232	5.305		1

**Fund OPER - Operating
Investments by Fund
August 31, 2023**

CUSIP	Investment #	Issuer	Purchase Date	Book Value	Par Value	Market Value	Current Rate	YTM 360	YTM 365	Maturity Days To
										Date Maturity
Commercial Paper Disc. -Amortizing										
78015CDJ8	10211	Royal Bank of Canada CP	07/18/2023	9,643,500.00	10,000,000.00	9,643,500.00	0.500	5.893	5.975	04/18/2024
87019SYQ1	10203	Swedbank CP	03/02/2023	9,879,133.33	10,000,000.00	9,872,750.00	0.500	5.454	5.529	11/24/2023
89233GDK9	10212	Toyota Motor Credit Corp CP	07/24/2023	4,819,691.67	5,000,000.00	4,823,130.00	0.500	5.935	6.017	04/19/2024
		Subtotal and Average		24,342,325.00	25,000,000.00	24,339,380.00		5.723	5.803	170
Federal Agency Coupon Securities										
31422XMV1	10177	FRMAC Call Note	10/04/2021	5,000,000.00	5,000,000.00	4,740,145.85	0.500	0.493	0.500	10/04/2024
3133ENYX2	10193	FFCB Note	07/25/2022	4,999,895.16	5,000,000.00	4,916,582.05	0.350	3.207	3.251	06/17/2024
3133ENZ94	10199	FFCB Note	01/19/2023	10,020,564.46	10,000,000.00	9,919,608.30	0.500	4.259	4.318	11/18/2024
3133ENJ73	10201	FFCB Note	02/02/2023	7,477,862.08	7,500,000.00	7,336,231.80	0.375	3.950	4.005	02/02/2026
3133EL5J9	10167	FFCB Call Note	09/16/2020	5,000,000.00	5,000,000.00	5,000,000.00	0.300	0.305	0.310	09/01/2023
3133EL6U3	10169	FFCB Call Note	09/16/2020	5,000,000.00	5,000,000.00	4,989,325.80	0.280	0.309	0.313	09/14/2023
3134GXZT4	10183	FHLMC Call Note	07/14/2022	5,000,000.00	5,000,000.00	4,878,209.50	0.400	3.945	4.000	07/14/2025
3135G03U5	10194	FNMA Note	08/05/2022	4,802,768.00	5,000,000.00	4,656,323.65	0.625	3.107	3.150	04/22/2025
3135G04Z3	10200	FNMA Note	01/23/2023	7,056,211.46	7,500,000.00	6,929,733.83	0.500	3.935	3.990	06/17/2025
		Subtotal and Average		54,357,301.16	55,000,000.00	53,366,160.78		2.874	2.914	468
Treasury Coupon Securities										
91282CAW1	10180	T Note	05/16/2022	5,973,857.35	6,000,000.00	5,936,718.72	0.250	2.394	2.428	11/15/2023
91282CCC3	10181	T Note	05/16/2022	5,903,707.51	6,000,000.00	5,786,718.72	0.250	2.571	2.607	05/15/2024
912828ZT0	10182	T Note	06/15/2022	4,738,562.38	5,000,000.00	4,606,445.30	0.250	3.376	3.423	05/31/2025
		Subtotal and Average		16,616,127.24	17,000,000.00	16,329,882.74		2.738	2.776	300
TexStar										
5450	10008	TexStar	02/01/2016	11,867,081.86	11,867,081.86	11,867,081.86	0.297	5.224	5.297	1
		Subtotal and Average		11,867,081.86	11,867,081.86	11,867,081.86		5.225	5.297	1
Texpool										
70003	10011	Texpool	02/01/2016	74,678,164.88	74,678,164.88	74,678,164.88	0.305	5.232	5.304	1
		Subtotal and Average		74,678,164.88	74,678,164.88	74,678,164.88		5.232	5.305	1
JPMorgan Chase										
7828	10012	JPMorgan Chase Commercial Chkg	02/01/2016	112,526.07	112,526.07	112,526.07				1

**Fund OPER - Operating
Investments by Fund
August 31, 2023**

CUSIP	Investment #	Issuer	Purchase Date	Book Value	Par Value	Market Value	Current Rate	YTM 360	YTM 365	Maturity Days To Date	Maturity
			Subtotal and Average	112,526.07	112,526.07	112,526.07	0.000	0.000	0.000		1
Texas Range											
1291-00	10142	TexasDAILY	02/06/2019	5,384,246.51	5,384,246.51	5,384,246.51	5.330	5.256	5.330		1
			Subtotal and Average	5,384,246.51	5,384,246.51	5,384,246.51	5.330	5.257	5.330		1
			Total Investments and Average	187,357,772.72	189,042,019.32	186,077,442.84	4.388	4.388	4.449		185

**Fund STABL - Stabilization
Investments by Fund
August 31, 2023**

CUSIP	Investment #	Issuer	Purchase Date	Book Value	Par Value	Market Value	Current Rate	YTM 360	YTM 365	Maturity Days To	Date Maturity
Commercial Paper Disc.-Amortizing											
62479MY00	10204	MUFG Bank CP	03/02/2023	9,879,133.33	10,000,000.00	9,871,310.00		5.454	5.529	84	11/24/2023
62479LD85	10210	MUFG Bank CP	07/18/2023	9,657,166.69	10,000,000.00	9,657,200.00		5.922	6.005	220	04/08/2024
		Subtotal and Average		19,536,300.02	20,000,000.00	19,528,510.00		5.686	5.765	151	
Federal Agency Coupon Securities											
3133ENG63	10198	FFCB Note	01/17/2023	10,025,417.47	10,000,000.00	9,826,892.50	4.000	3.831	3.885	865	01/13/2026
3130AWER7	10207	FHLB Note	06/12/2023	1,998,512.55	2,000,000.00	1,984,731.92	4.625	4.606	4.670	644	06/06/2025
3130AWER7	10208	FHLB Note	06/12/2023	7,994,094.68	8,000,000.00	7,938,927.68	4.625	4.605	4.669	644	06/06/2025
		Subtotal and Average		20,018,024.70	20,000,000.00	19,750,552.10		4.218	4.277	754	
Texpool											
700005	10050	Texpool	01/24/2018	17,183,998.78	17,183,998.78	17,183,998.78	5.305	5.232	5.304	1	
		Subtotal and Average		17,183,998.78	17,183,998.78	17,183,998.78		5.232	5.305	1	
		Total Investments and Average		56,738,323.50	57,183,998.78	56,463,060.88		5.031	5.100	318	



Collin Co Comm College Dist. Cash Reconciliation Report For the Period June 1, 2023 - August 31, 2023

Meeder Public Funds
901 S. MoPac
Suite 300
Austin, TX 78746

Trans. Date	Investment #	Fund	Trans. Type	Security ID	Par Value	Security Description	Maturity Date	Purchases	Interest	Redemptions	Cash
06/12/2023	10196	BLDG	Interest	3130ATUC9	10,000,000.00	FHLB 10.0M 4.50% Mat. 12/12/2025	12/12/2025	0.00	273,750.00	0.00	273,750.00
06/12/2023	10207	STABL	Purchase	3130AWER7	2,000,000.00	FHLB 2.0M 4.63% Mat. 06/06/2025	06/06/2025	-1,998,327.50	0.00	0.00	-1,998,327.50
06/12/2023	10208	STABL	Purchase	3130AWER7	8,000,000.00	FHLB 8.0M 4.63% Mat. 06/06/2025	06/06/2025	-7,993,360.00	0.00	0.00	-7,993,360.00
06/17/2023	10193	OPER	Interest	3133ENYX2	5,000,000.00	FFCB 5.0M 3.25% Mat. 06/17/2024	06/17/2024	0.00	81,250.00	0.00	81,250.00
06/17/2023	10200	OPER	Interest	3135G04Z3	7,500,000.00	FNMA 7.5M 0.50% Mat. 06/17/2025	06/17/2025	0.00	18,750.00	0.00	18,750.00
06/20/2023	10178	BLDG	Interest	3130AQCM3	5,000,000.00	FHLBC 5.0M 1.00% Mat. 12/20/2024	12/20/2024	0.00	25,000.00	0.00	25,000.00
06/28/2023	10175	BLDG	Interest	3130AMT85	10,000,000.00	FHLBC 10.0M 0.40% Mat. 06/28/2024	06/28/2024	0.00	20,000.00	0.00	20,000.00
07/10/2023	10197	BLDG	Interest	3133EN5Q9	5,000,000.00	FFCB 5.0M 4.50% Mat. 01/10/2025	01/10/2025	0.00	112,500.00	0.00	112,500.00
07/13/2023	10198	STABL	Interest	3133EN6A3	10,000,000.00	FFCB 10.0M 4.00% Mat. 01/13/2026	01/13/2026	0.00	200,000.00	0.00	200,000.00
07/14/2023	10183	OPER	Interest	3134GXZT4	5,000,000.00	FHLMCC 5.0M 4.00% Mat. 07/14/2025	07/14/2025	0.00	100,000.00	0.00	100,000.00
07/18/2023	10209	BLDG	Purchase	40060WAA0	10,000,000.00	GTAFD 10.0M 0.00% Mat. 01/10/2024	01/10/2024	-9,727,688.89	0.00	0.00	-9,727,688.89
07/18/2023	10210	STABL	Purchase	62479LD85	10,000,000.00	MUFGBK 10.0M 0.00% Mat. 04/08/2024	04/08/2024	-9,587,041.70	0.00	0.00	-9,587,041.70
07/18/2023	10211	OPER	Purchase	78015CDJ8	10,000,000.00	RBCCP 10.0M 0.00% Mat. 04/18/2024	04/18/2024	-9,573,750.00	0.00	0.00	-9,573,750.00
07/24/2023	10212	OPER	Purchase	89233GDK9	5,000,000.00	TYMTCP 5.0M 0.00% Mat. 04/19/2024	04/19/2024	-4,789,250.00	0.00	0.00	-4,789,250.00
07/31/2023	10192	STABL	Interest	912828Y61	5,000,000.00	TNOTE 5.0M 2.75% Mat. 07/31/2023	07/31/2023	0.00	68,750.00	0.00	68,750.00
07/31/2023	10192	STABL	Maturity	912828Y61	5,000,000.00	TNOTE 5.0M 2.75% Mat. 07/31/2023	07/31/2023	0.00	0.00	5,000,000.00	5,000,000.00
08/02/2023	10201	OPER	Interest	3133EN7J3	7,500,000.00	FFCB 7.5M 3.88% Mat. 02/02/2026	02/02/2026	0.00	145,312.50	0.00	145,312.50
08/28/2023	10176	BLDG	Interest	3130ANNS5	5,000,000.00	FHLBC 5.0M 0.50% Mat. 08/28/2024	08/28/2024	0.00	12,500.00	0.00	12,500.00
08/31/2023	10179	BLDG	Interest	912828YE4	5,000,000.00	TNOTE 5.0M 1.25% Mat. 08/31/2024	08/31/2024	0.00	31,250.00	0.00	31,250.00
Subtotal								-43,669,418.09	1,089,062.50	5,000,000.00	-37,580,355.59
Total								-43,669,418.09	1,089,062.50	5,000,000.00	-37,580,355.59



Collin Co Comm College Dist.
Purchases Report
 Sorted by Fund - Issuer
 June 1, 2023 - August 31, 2023

Meeder Public Funds
 901 S. MoPac
 Suite 300
 Austin, TX 78746

CUSIP	Investment #	Fund	Sec. Type	Original Par Value	Purchase Date	Payment Periods	Principal Purchased	Accrued Interest at Purchase	Rate at Purchase	Maturity Date	YTM	Ending Book Value
Building												
40060WAA0	10209	BLDG	ACP	10,000,000.00	07/18/2023	01/10 - At Maturity	9,727,688.89			01/10/2024	5.726	9,797,313.89
			Subtotal	10,000,000.00			9,727,688.89	0.00				9,797,313.89
Operating												
78015CDJ8	10211	OPER	ACP	10,000,000.00	07/18/2023	04/18 - At Maturity	9,573,750.00			04/18/2024	5.893	9,643,500.00
89233GDK9	10212	OPER	ACP	5,000,000.00	07/24/2023	04/19 - At Maturity	4,789,250.00			04/19/2024	5.935	4,819,691.67
			Subtotal	15,000,000.00			14,363,000.00	0.00				14,463,191.67
Stabilization												
3130AWER7	10207	STABL	FAC	2,000,000.00	06/12/2023	12/06 - 06/06	1,998,327.50		4.625	06/06/2025	4.670	1,998,512.55
3130AWER7	10208	STABL	FAC	8,000,000.00	06/12/2023	12/06 - 06/06	7,993,360.00		4.625	06/06/2025	4.670	7,994,094.68
62479LD85	10210	STABL	ACP	10,000,000.00	07/18/2023	04/08 - At Maturity	9,587,041.70			04/08/2024	5.923	9,657,166.69
			Subtotal	20,000,000.00			19,578,729.20	0.00				19,649,773.92
			Total Purchases	45,000,000.00			43,669,418.09	0.00				43,910,279.48



M E E D E R
PUBLIC FUNDS

**Collin Co Comm College Dist.
Maturity Report**

Sorted by Maturity Date

Amounts due during June 1, 2023 - August 31, 2023

Meeder Public Funds
901 S. MoPac
Suite 300
Austin, TX 78746

CUSIP	Investment #	Fund	Sec. Type	Issuer	Par Value	Maturity Date	Purchase Date	Rate at Maturity	Book Value at Maturity	Interest	Maturity Proceeds	Net Income
912828Y61	10192	STABL	TRC	TNOTE	5,000,000.00	07/31/2023	07/20/2022	2.750	5,000,000.00	68,750.00	5,068,750.00	68,750.00
Total Maturities					5,000,000.00				5,000,000.00	68,750.00	5,068,750.00	68,750.00



MEEDER
PUBLIC FUNDS

Collin Co Comm College Dist.
Interest Earnings
Sorted by Fund - Fund
June 1, 2023 - August 31, 2023
Yield on Beginning Book Value

Meeder Public Funds
901 S. MoPac
Suite 300
Austin, TX 78746

CUSIP	Investment #	Fund	Security Type	Ending Par Value	Beginning Book Value	Ending Book Value	Maturity Date	Current Rate	Annualized Yield	Interest Earned	Adjusted Interest Earnings	
											Amortization/ Accretion	Adjusted Interest Earnings
Fund: Building												
3133EN5Q9	10197	BLDG	FAC	5,000,000.00	5,011,032.41	5,009,317.52	01/10/2025	4.500	4.318	56,250.00	-1,714.89	54,535.11
3130ATUC9	10196	BLDG	FAC	10,000,000.00	10,093,957.70	10,084,675.38	12/12/2025	4.500	4.057	112,500.00	-9,282.32	103,217.68
912828YE4	10179	BLDG	TRC	5,000,000.00	4,926,614.82	4,941,388.21	08/31/2024	1.250	2.448	15,626.86	14,773.39	30,400.25
2450	10007	BLDG	RRP	29,630,911.94	29,248,604.49	29,630,911.94		5.297	5.186	382,307.45	0.00	382,307.45
700001	10009	BLDG	RR2	5,705,361.60	15,234,078.20	5,705,361.60		5.305	3.837	147,352.29	0.00	147,352.29
3130ANNS5	10176	BLDG	FAC	5,000,000.00	5,000,000.00	5,000,000.00	08/28/2024	0.500	0.496	6,250.00	0.00	6,250.00
3130AMT85	10175	BLDG	FAC	10,000,000.00	10,000,000.00	10,000,000.00	06/28/2024	0.400	0.397	10,000.00	0.00	10,000.00
3130ARD24	10206	BLDG	FAC	10,000,000.00	9,690,066.87	9,690,640.95	09/30/2024	2.010	5.025	50,250.00	71,574.08	121,824.08
3130ALJ70	10172	BLDG	FAC	5,000,000.00	5,000,000.00	5,000,000.00	03/12/2024	0.400	0.397	5,000.00	0.00	5,000.00
3130AOCM3	10178	BLDG	FAC	5,000,000.00	5,000,000.00	5,000,000.00	12/20/2024	1.000	0.992	12,500.00	0.00	12,500.00
22533UXT5	10202	BLDG	ACP	5,000,000.00	4,894,755.55	4,960,177.78	10/27/2023		5.303	0.00	65,422.23	65,422.23
78009AB52	10205	BLDG	ACP	10,000,000.00	9,650,016.66	9,779,327.78	02/05/2024		5.316	0.00	129,311.12	129,311.12
40060WAA0	10209	BLDG	ACP	10,000,000.00	0.00	9,797,313.89	01/10/2024		5.805	0.00	69,625.00	69,625.00
			Subtotal	115,336,273.54	113,678,126.70	114,599,115.05			3.811	798,036.60	339,708.61	1,137,745.21
Fund: 2020 Bond Series												
700006A	10164	BOND20	RR2	31,969,000.03	32,255,375.90	31,969,000.03		5.305	5.113	415,727.64	0.00	415,727.64
			Subtotal	31,969,000.03	32,255,375.90	31,969,000.03			5.113	415,727.64	0.00	415,727.64
Fund: Debt Service												
700004	10010	DS	RR2	12,595,820.36	33,697,542.73	12,595,820.36		5.305	4.827	409,982.18	0.00	409,982.18
			Subtotal	12,595,820.36	33,697,542.73	12,595,820.36			4.827	409,982.18	0.00	409,982.18
Fund: Operating												
3135G04Z3	10200	OPER	FAC	7,500,000.00	6,994,383.33	7,056,211.46	06/17/2025	0.500	4.039	9,375.00	61,828.13	71,203.13
3135G03U5	10194	OPER	FAC	5,000,000.00	4,772,732.67	4,802,768.00	04/22/2025	0.625	3.146	7,812.50	30,035.33	37,847.83
3133ENYX2	10193	OPER	FAC	5,000,000.00	4,999,862.17	4,999,895.16	06/17/2024	3.250	3.226	40,625.00	32.99	40,657.99
3133ENZ94	10199	OPER	FAC	10,000,000.00	10,024,799.71	10,020,564.46	11/18/2024	4.500	4.285	112,500.00	-4,235.25	108,264.75
3133EN7J3	10201	OPER	FAC	7,500,000.00	7,475,574.58	7,477,862.08	02/02/2026	3.875	3.977	72,656.25	2,287.50	74,943.75

Portfolio CCCC
AP
IE (PRF_IE) 7.2.0
Report Ver. 7.3.6.1

Collin Co Comm College Dist.
Interest Earnings
June 1, 2023 - August 31, 2023

CUSIP	Investment #	Fund	Security Type	Ending Par Value	Beginning Book Value	Ending Book Value	Maturity Date	Current Rate	Annualized Yield	Interest Earned	Adjusted Interest Earnings	
											Amortization/ Accretion	Adjusted Interest Earnings
Fund: Operating												
91282CAW1	10180	OPER	TRC	6,000,000.00	5,941,789.04	5,973,857.35	11/15/2023	0.250	2.392	3,750.00	32,068.31	35,818.31
91282CCC3	10181	OPER	TRC	6,000,000.00	5,869,237.05	5,903,707.51	05/15/2024	0.250	2.584	3,750.00	34,470.46	38,220.46
91282ZT0	10182	OPER	TRC	5,000,000.00	4,700,862.92	4,738,562.38	05/31/2025	0.250	3.447	3,142.08	37,699.46	40,841.54
5450	10008	OPER	RRP	11,867,081.86	11,713,969.03	11,867,081.86		5.297	5.186	153,112.83	0.00	153,112.83
700003	10011	OPER	RR2	74,678,164.88	113,800,972.99	74,678,164.88		5.305	4.250	1,219,166.63	0.00	1,219,166.63
7828	10012	OPER	RR3	112,526.07	324,168.98	112,526.07				0.00	0.00	0.00
3134GXZT4	10183	OPER	FAC	5,000,000.00	5,000,000.00	5,000,000.00	07/14/2025	4.000	3.967	50,000.00	0.00	50,000.00
31422XWV1	10177	OPER	FAC	5,000,000.00	5,000,000.00	5,000,000.00	10/04/2024	0.500	0.496	6,250.00	0.00	6,250.00
3133EL6U3	10169	OPER	FAC	5,000,000.00	5,000,000.00	5,000,000.00	09/14/2023	0.280	0.278	3,500.00	0.00	3,500.00
3133EL5J9	10167	OPER	FAC	5,000,000.00	5,000,000.00	5,000,000.00	09/01/2023	0.300	0.298	3,750.00	0.00	3,750.00
1291-00	10142	OPER	RR5	5,384,246.51	5,314,354.37	5,384,246.51		5.330	5.218	69,892.14	0.00	69,892.14
78015CDJ8	10211	OPER	ACP	10,000,000.00	0.00	9,643,500.00	04/18/2024		5.909	0.00	69,750.00	69,750.00
87019SYQ1	10203	OPER	ACP	10,000,000.00	9,746,755.56	9,879,133.33	11/24/2023		5.388	0.00	132,377.77	132,377.77
89233GDK9	10212	OPER	ACP	5,000,000.00	0.00	4,819,691.67	04/19/2024		5.949	0.00	30,441.67	30,441.67
			Subtotal	189,042,019.32	211,679,462.40	187,357,772.72			3.971	1,759,282.43	426,756.37	2,186,038.80
Fund: Stabilization												
3133ENGA3	10198	STABL	FAC	10,000,000.00	10,028,102.42	10,025,417.47	01/13/2026	4.000	3.850	100,000.00	-2,684.95	97,315.05
3130AWER7	10207	STABL	FAC	2,000,000.00	0.00	1,998,512.55	06/06/2025	4.625	4.619	20,298.61	185.05	20,483.66
3130AWER7	10208	STABL	FAC	8,000,000.00	0.00	7,994,094.68	06/06/2025	4.625	4.619	81,194.44	734.68	81,929.12
91282Y61	10192	STABL	TRC	0.00	4,996,976.81	0.00	07/31/2023	2.750	3.143	22,790.06	3,023.19	25,813.25
700005	10050	STABL	RR2	17,183,998.78	36,254,644.51	17,183,998.78		5.305	3.371	308,083.47	0.00	308,083.47
62479MYQ0	10204	STABL	ACP	10,000,000.00	9,746,755.56	9,879,133.33	11/24/2023		5.388	0.00	132,377.77	132,377.77
62479LD85	10210	STABL	ACP	10,000,000.00	0.00	9,657,166.69	04/08/2024		5.933	0.00	70,124.99	70,124.99
			Subtotal	57,183,998.78	61,026,479.30	56,738,323.50			4.013	532,366.58	203,760.73	736,127.31
			Total	406,127,112.03	452,336,987.03	403,260,031.66			4.076	3,915,395.43	970,225.71	4,885,621.14



MEEDER
PUBLIC FUNDS

**Collin Co Comm College Dist.
Amortization Schedule
June 1, 2023 - August 31, 2023
Sorted By Fund - Fund**

Meeder Public Funds
901 S. MoPac
Suite 300
Austin, TX 78746

Investment # Issuer	Fund	Maturity Date	Beginning Par Value	Current Rate	Purchase Principal	Original Premium or Discount	Ending Book Value	Amounts Amortized		Amount Amortized This Period	Amt Amortized Through 08/31/2023	Amount Unamortized Through 08/31/2023
								As of 06/01/2023	Through 08/31/2023			
Building												
10202 Credit Agricole CP	BLDG	10/27/2023	5,000,000.00		4,830,044.44	-169,955.56	4,960,177.78	64,711.11	-105,244.45	65,422.23	130,133.34	-39,822.22
10197 FFCB Note	BLDG	01/10/2025	5,000,000.00	4.500	5,013,700.00	13,700.00	5,009,317.52	-2,667.59	11,032.41	-1,714.89	-4,382.48	9,317.52
10196 FHLB Note	BLDG	12/12/2025	10,000,000.00	4.500	10,108,500.00	108,500.00	10,084,675.38	-14,542.30	93,957.70	-9,282.32	-23,824.62	84,675.38
10206 FHLB Call Note	BLDG	09/30/2024	10,000,000.00	2.010	9,613,500.00	-386,500.00	9,690,640.95	5,566.87	-380,933.13	71,574.08	77,140.95	-309,359.05
10209 GTA Funding CP	BLDG	01/10/2024	10,000,000.00		9,727,688.89	-272,311.11	9,797,313.89	0.00	-272,311.11	69,625.00	69,625.00	-202,686.11
10205 Royal Bank of Canada CP	BLDG	02/05/2024	10,000,000.00		9,626,122.22	-373,877.78	9,779,327.78	23,894.44	-349,983.34	129,311.12	153,205.56	-220,672.22
10179 T Note	BLDG	08/31/2024	5,000,000.00	1.250	4,860,937.50	-139,062.50	4,941,388.21	65,677.32	-73,385.18	14,773.39	80,450.71	-58,611.79
			Subtotal		53,780,493.05	-1,219,506.95	54,262,841.51	142,639.85	-1,076,867.10	339,708.61	482,348.46	-737,158.49
Operating												
10193 FFCB Note	OPER	06/17/2024	5,000,000.00	3.250	4,999,750.00	-250.00	4,999,895.16	112.17	-137.83	32.99	145.16	-104.84
10199 FFCB Note	OPER	11/18/2024	10,000,000.00	4.500	10,031,011.40	31,011.40	10,020,564.46	-6,211.69	24,799.71	-4,235.25	-10,446.94	20,564.46
10201 FFCB Note	OPER	02/02/2026	7,500,000.00	3.875	7,472,550.00	-27,450.00	7,477,862.08	3,024.58	-24,425.42	2,287.50	5,312.08	-22,137.92
10167 FFCB Call Note	OPER	09/01/2023	5,000,000.00	0.300	4,998,500.00	-1,500.00	5,000,000.00	1,500.00	0.00	0.00	1,500.00	0.00
10169 FFCB Call Note	OPER	09/14/2023	5,000,000.00	0.280	4,995,000.00	-5,000.00	5,000,000.00	5,000.00	0.00	0.00	5,000.00	0.00
10194 FNMA Note	OPER	04/22/2025	5,000,000.00	0.625	4,673,949.80	-326,050.20	4,802,768.00	98,782.87	-227,267.33	30,035.33	128,818.20	-197,232.00
10200 FNMA Note	OPER	06/17/2025	7,500,000.00	0.500	6,906,450.00	-593,550.00	7,056,211.46	87,933.33	-505,616.67	61,828.13	149,761.46	-443,788.54
10211 Royal Bank of Canada CP	OPER	04/18/2024	10,000,000.00		9,573,750.00	-426,250.00	9,643,500.00	0.00	-426,250.00	69,750.00	69,750.00	-356,500.00

Portfolio CCCC
AP
AS (PRF_ASW) 7.2.1
Report Ver. 7.3.6.1

**Collin Co Comm College Dist.
Amortization Schedule
June 1, 2023 - August 31, 2023**

Investment # Issuer	Fund	Maturity Date Amort. Date	Beginning Par Value Current Rate	Purchase Principal	Original Premium or Discount	Ending Book Value	Amounts Amortized And Unamortized		Amount Amortized This Period	Amt Amortized Through 08/31/2023	Amount Unamortized Through 08/31/2023
							As of 06/01/2023	Through 08/31/2023			
Operating											
10203 Swedbank CP	OPER	11/24/2023	10,000,000.00	9,615,816.67	-384,183.33	9,879,133.33	130,938.89	-253,244.44	132,377.77	263,316.66	-120,866.67
10180 T Note	OPER	11/15/2023	6,000,000.00 0.250	5,808,984.38	-191,015.62	5,973,857.35	132,804.66	-58,210.96	32,068.31	164,872.97	-26,142.65
10181 T Note	OPER	05/15/2024	6,000,000.00 0.250	5,726,484.38	-273,515.62	5,903,707.51	142,752.67	-130,762.95	34,470.46	177,223.13	-96,292.49
10182 T Note	OPER	05/31/2025	5,000,000.00 0.250	4,557,031.25	-442,968.75	4,738,562.38	143,831.67	-299,137.08	37,699.46	181,531.13	-261,437.62
10212 Toyota Motor Credit Corp CP	OPER	04/19/2024	5,000,000.00	4,789,250.00	-210,750.00	4,819,691.67	0.00	-210,750.00	30,441.67	30,441.67	-180,308.33
			Subtotal	84,148,527.88	-2,851,472.12	85,315,753.40	740,469.15	-2,111,002.97	426,756.37	1,167,225.52	-1,684,246.60
Stabilization											
10198 FFCB Note	STABL	01/13/2026	10,000,000.00 4.000	10,032,100.00	32,100.00	10,025,417.47	-3,997.58	28,102.42	-2,684.95	-6,682.53	25,417.47
10207 FHLB Note	STABL	06/06/2025	2,000,000.00 4.625	1,998,327.50	-1,672.50	1,998,512.55	0.00	-1,672.50	185.05	185.05	-1,487.45
10208 FHLB Note	STABL	06/06/2025	8,000,000.00 4.625	7,993,360.00	-6,640.00	7,994,094.68	0.00	-6,640.00	734.68	734.68	-5,905.32
10204 MUFJ Bank CP	STABL	11/24/2023	10,000,000.00	9,615,816.67	-384,183.33	9,879,133.33	130,938.89	-253,244.44	132,377.77	263,316.66	-120,866.67
10210 MUFJ Bank CP	STABL	04/08/2024	10,000,000.00	9,587,041.70	-412,958.30	9,657,166.69	0.00	-412,958.30	70,124.99	70,124.99	-342,833.31
10192 T Note	STABL	07/31/2023	5,000,000.00 2.750	4,981,054.69	-18,945.31	0.00	15,922.12	-3,023.19	3,023.19	18,945.31	0.00
			Subtotal	44,207,700.56	-792,299.44	39,554,324.72	142,863.43	-649,436.01	203,760.73	346,624.16	-445,675.28
			Total	182,136,721.49	-4,863,278.51	179,132,919.63	1,025,972.43	-3,837,306.08	970,225.71	1,996,198.14	-2,867,080.37



Collin Co Comm College Dist. Projected Cashflow Report Sorted by Fund

Meeder Public Funds
901 S. MoPac
Suite 300
Austin, TX 78746

For the Period September 1, 2023 - March 31, 2024

Projected Trans. Date	Investment #	Fund	Security ID	Transaction Type	Issuer	Par Value	Original Cost	Principal	Interest	Total
Building										
09/12/2023	10172	BLDG	3130ALJ70	Interest	FHLB Call Note	0.00	0.00	0.00	10,000.00	10,000.00
09/12/2023	10172	BLDG	3130ALJ70	Call	FHLB Call Note	5,000,000.00	5,000,000.00	5,000,000.00	0.00	5,000,000.00
09/20/2023	10178	BLDG	3130AOCM3	Call	FHLB Call Note	5,000,000.00	5,000,000.00	5,000,000.00	0.00	5,000,000.00
09/28/2023	10175	BLDG	3130AMT85	Call	FHLB Call Note	10,000,000.00	10,000,000.00	10,000,000.00	0.00	10,000,000.00
09/30/2023	10206	BLDG	3130ARD24	Interest	FHLB Call Note	0.00	0.00	0.00	100,500.00	100,500.00
09/30/2023	10206	BLDG	3130ARD24	Call	FHLB Call Note	10,000,000.00	9,613,500.00	10,000,000.00	0.00	10,000,000.00
10/27/2023	10202	BLDG	22533UXT5	Maturity	Credit Agricole CP	5,000,000.00	4,830,044.44	5,000,000.00	0.00	5,000,000.00
11/28/2023	10176	BLDG	3130ANNS5	Call	FHLB Call Note	5,000,000.00	5,000,000.00	5,000,000.00	0.00	5,000,000.00
12/12/2023	10196	BLDG	3130ATUC9	Interest	FHLB Note	0.00	0.00	0.00	225,000.00	225,000.00
12/20/2023	10178	BLDG	3130AOCM3	Interest	FHLB Call Note	0.00	0.00	0.00	25,000.00	25,000.00
12/28/2023	10175	BLDG	3130AMT85	Interest	FHLB Call Note	0.00	0.00	0.00	20,000.00	20,000.00
01/10/2024	10197	BLDG	3133EN5O9	Interest	FFCB Note	0.00	0.00	0.00	112,500.00	112,500.00
01/10/2024	10209	BLDG	40060WAA0	Maturity	GTA Funding CP	10,000,000.00	9,727,688.89	10,000,000.00	0.00	10,000,000.00
02/05/2024	10205	BLDG	78009AB52	Maturity	Royal Bank of Canada CP	10,000,000.00	9,626,122.22	10,000,000.00	0.00	10,000,000.00
02/28/2024	10176	BLDG	3130ANNS5	Interest	FHLB Call Note	0.00	0.00	0.00	12,500.00	12,500.00
02/29/2024	10179	BLDG	912828YE4	Interest	T Note	0.00	0.00	0.00	31,250.00	31,250.00
03/12/2024	10172	BLDG	3130ALJ70	Maturity	FHLB Call Note	5,000,000.00	5,000,000.00	5,000,000.00	10,000.00	5,010,000.00
03/31/2024	10206	BLDG	3130ARD24	Interest	FHLB Call Note	0.00	0.00	0.00	101,058.33	101,058.33
Total for Building						65,000,000.00	63,797,355.55	65,000,000.00	647,808.33	65,647,808.33
Operating										
09/01/2023	10167	OPER	3133EL5J9	Maturity	FFCB Call Note	5,000,000.00	4,998,500.00	5,000,000.00	7,500.00	5,007,500.00
09/14/2023	10169	OPER	3133EL6U3	Maturity	FFCB Call Note	5,000,000.00	4,995,000.00	5,000,000.00	7,000.00	5,007,000.00
10/04/2023	10177	OPER	31422XMV1	Interest	FRMAC Call Note	0.00	0.00	0.00	12,500.00	12,500.00
10/04/2023	10177	OPER	31422XMV1	Call	FRMAC Call Note	5,000,000.00	5,000,000.00	5,000,000.00	0.00	5,000,000.00
10/14/2023	10183	OPER	3134GXZT4	Call	FHLMC Call Note	5,000,000.00	5,000,000.00	5,000,000.00	0.00	5,000,000.00
10/22/2023	10194	OPER	3135G03U5	Interest	FNMA Note	0.00	0.00	0.00	15,625.00	15,625.00
11/15/2023	10180	OPER	91282CAW1	Maturity	T Note	6,000,000.00	5,808,984.38	6,000,000.00	7,500.00	6,007,500.00
11/15/2023	10181	OPER	91282CCC3	Interest	T Note	0.00	0.00	0.00	7,500.00	7,500.00
11/18/2023	10199	OPER	3133ENZ94	Interest	FFCB Note	0.00	0.00	0.00	225,000.00	225,000.00
11/24/2023	10203	OPER	87019SYO1	Maturity	Swedbank CP	10,000,000.00	9,615,816.67	10,000,000.00	0.00	10,000,000.00
11/30/2023	10182	OPER	912828ZT0	Interest	T Note	0.00	0.00	0.00	6,250.00	6,250.00

Portfolio CCCC
AP
PC (PRF_PC) 7.2.0
Report Ver. 7.3.6.1

Collin Co Comm College Dist.
 Projected Cashflow Report
 For the Period September 1, 2023 - March 31, 2024

Projected Trans. Date	Investment #	Fund	Security ID	Transaction Type	Issuer	Par Value	Original Cost	Principal	Interest	Total
Operating										
12/17/2023	10193	OPER	3133ENYX2	Interest	FFCB Note	0.00	0.00	0.00	81,250.00	81,250.00
12/17/2023	10200	OPER	3135G04Z3	Interest	FNMA Note	0.00	0.00	0.00	18,750.00	18,750.00
01/14/2024	10183	OPER	3134GXZT4	Interest	FHLM/C Call Note	0.00	0.00	0.00	100,000.00	100,000.00
02/02/2024	10201	OPER	3133EN7J3	Interest	FFCB Note	0.00	0.00	0.00	145,312.50	145,312.50
Total for Operating						36,000,000.00	35,418,301.05	36,000,000.00	634,187.50	36,634,187.50
Stabilization										
11/24/2023	10204	STABL	62479MYQ0	Maturity	MUFG Bank CP	10,000,000.00	9,615,816.67	10,000,000.00	0.00	10,000,000.00
12/06/2023	10207	STABL	3130AWER7	Interest	FHLB Note	0.00	0.00	0.00	44,708.33	44,708.33
12/06/2023	10208	STABL	3130AWER7	Interest	FHLB Note	0.00	0.00	0.00	178,833.33	178,833.33
01/13/2024	10198	STABL	3133EN6A3	Interest	FFCB Note	0.00	0.00	0.00	200,000.00	200,000.00
Total for Stabilization						10,000,000.00	9,615,816.67	10,000,000.00	423,541.66	10,423,541.66
GRAND TOTALS:						111,000,000.00	108,831,473.27	111,000,000.00	1,705,537.49	112,705,537.49



MEEDER
PUBLIC FUNDS

**Collin Co Comm College Dist.
Texas Compliance Change in Val Report
Sorted by Fund**

June 1, 2023 - August 31, 2023

Meeder Public Funds
901 S. MoPac
Suite 300
Austin, TX 78746

Inv #	Issuer	Fund	Purch Date	Interest Accrual	Beginning Book Value	Purchases/ Additions	Redemptions	Change in Value	Ending Book Value
Cusip	Par Value	YTM	Mat Date	Interest Received	Market Value				Market Value
Fund: Building									
10007	TXSTAR	BLDG	02/01/2016	382,307.45	29,248,604.49	382,307.45	0.00	382,307.45	29,630,911.94
2450		5.297	/ /	382,307.45	29,248,604.49	382,307.45	0.00	382,307.45	29,630,911.94
10009	TXPOOL	BLDG	02/01/2016	147,352.29	15,234,078.20	622,352.29	10,151,068.89	-9,528,716.60	5,705,361.60
700001		5.304	/ /	147,352.29	15,234,078.20	622,352.29	10,151,068.89	-9,528,716.60	5,705,361.60
10172	FHLBC	BLDG	03/12/2021	5,000.00	5,000,000.00	0.00	0.00	0.00	5,000,000.00
3130ALJ70		0.400	03/12/2024	0.00	4,807,907.55	0.00	0.00	59,005.60	4,866,913.15
10175	FHLBC	BLDG	06/28/2021	10,000.00	10,000,000.00	0.00	0.00	0.00	10,000,000.00
3130AMT85		0.400	06/28/2024	20,000.00	9,484,486.90	0.00	0.00	104,677.80	9,589,164.70
10176	FHLBC	BLDG	08/30/2021	6,250.00	5,000,000.00	0.00	0.00	0.00	5,000,000.00
3130ANNS5		0.500	08/28/2024	12,500.00	4,712,285.25	0.00	0.00	49,028.85	4,761,314.10
10178	FHLBC	BLDG	12/20/2021	12,500.00	5,000,000.00	0.00	0.00	0.00	5,000,000.00
3130AOCM3		1.000	12/20/2024	25,000.00	4,692,445.80	0.00	0.00	32,700.65	4,725,146.45
10179	TNOTE	BLDG	04/18/2022	15,626.86	4,926,614.82	0.00	0.00	14,773.39	4,941,388.21
912828VE4		2.466	08/31/2024	31,250.00	4,776,757.80	0.00	0.00	23,828.15	4,800,585.95
10196	FHLB	BLDG	01/10/2023	112,500.00	10,093,957.70	0.00	0.00	-9,282.32	10,084,675.38
3130ATUC9		4.098	12/12/2025	190,000.00	10,054,414.70	0.00	0.00	-101,772.90	9,952,641.80
10197	FFCB	BLDG	01/11/2023	56,250.00	5,011,032.41	0.00	0.00	-1,714.89	5,009,317.52
3133EN5O9		4.355	01/10/2025	111,875.00	4,985,908.65	0.00	0.00	-35,638.35	4,950,270.30
10202	CREDAG	BLDG	03/02/2023	0.00	4,894,755.55	0.00	0.00	65,422.23	4,960,177.78
22533UXT5		5.382	10/27/2023	0.00	4,885,825.00	0.00	0.00	72,120.00	4,957,945.00
10205	RBCCP	BLDG	05/15/2023	0.00	9,650,016.66	0.00	0.00	129,311.12	9,779,327.78
78009AB52		5.323	02/05/2024	0.00	9,618,050.00	0.00	0.00	139,460.00	9,757,510.00

Portfolio CCCC

Collin Co Comm College Dist.
Texas Compliance Change in Val Report
June 1, 2023 - August 31, 2023

Inv #	Issuer	Fund	Purch Date	Interest Accrued	Beginning Book Value	Purchases/ Additions	Redemptions	Change in Value	Ending Book Value
Cusip	Par Value	YTM	Mat Date	Interest Received	Market Value	Market Value	Market Value	Market Value	Market Value
10206	FHLBC	BLDG	05/24/2023	50,250.00	9,619,066.87	0.00	0.00	71,574.08	9,690,640.95
3130ARD24	10,000,000.00	5.008	09/30/2024	0.00	9,611,191.00	0.00	0.00	30,361.80	9,641,552.80
10209	GTAFD	BLDG	07/18/2023	0.00	0.00	9,727,688.89	0.00	9,797,313.89	9,797,313.89
40060WAA0	10,000,000.00	5.725	01/10/2024	0.00	0.00	9,727,688.89	0.00	9,795,540.00	9,795,540.00
Sub Totals For: Fund: Building									
				798,036.60	113,678,126.70	10,732,348.63	10,151,068.89	920,988.35	114,599,115.05
				920,284.74	112,111,955.34	10,732,348.63	10,151,068.89	1,022,902.45	113,134,857.79
Fund: 2020 Bond Series									
10164	TXPOOL	BOND20	04/29/2020	415,727.64	32,255,375.90	415,727.64	702,103.51	-286,375.87	31,969,000.03
700006A	31,969,000.03	5.304	/ /	415,727.64	32,255,375.90	415,727.64	702,103.51	-286,375.87	31,969,000.03
Sub Totals For: Fund: 2020 Bond Series									
				415,727.64	32,255,375.90	415,727.64	702,103.51	-286,375.87	31,969,000.03
				415,727.64	32,255,375.90	415,727.64	702,103.51	-286,375.87	31,969,000.03
Fund: Debt Service									
10010	TXPOOL	DS	02/01/2016	409,982.18	33,697,542.73	7,750,230.76	28,851,953.13	-21,101,722.37	12,595,820.36
700004	12,595,820.36	5.304	/ /	409,982.18	33,697,542.73	7,750,230.76	28,851,953.13	-21,101,722.37	12,595,820.36
10141	TXDAIL	DS	02/04/2019	0.00	0.00	0.00	0.00	0.00	0.00
1291-01	0.00	0.000	/ /	0.00	0.00	0.00	0.00	0.00	0.00
Sub Totals For: Fund: Debt Service									
				409,982.18	33,697,542.73	7,750,230.76	28,851,953.13	-21,101,722.37	12,595,820.36
				409,982.18	33,697,542.73	7,750,230.76	28,851,953.13	-21,101,722.37	12,595,820.36
Fund: Operating									
10008	TXSTAR	OPER	02/01/2016	153,112.83	11,713,969.03	153,112.83	0.00	153,112.83	11,867,081.86
5450	11,867,081.86	5.297	/ /	153,112.83	11,713,969.03	153,112.83	0.00	153,112.83	11,867,081.86
10011	TXPOOL	OPER	02/01/2016	1,219,166.63	113,800,972.99	89,249,242.87	128,372,050.98	-39,122,808.11	74,678,164.88
700003	74,678,164.88	5.304	/ /	1,219,166.63	113,800,972.99	89,249,242.87	128,372,050.98	-39,122,808.11	74,678,164.88
10012	JPMCC	OPER	02/01/2016	0.00	324,168.98	43,244,940.55	43,456,583.46	-211,642.91	112,526.07
7828	112,526.07	0.000	/ /	0.00	324,168.98	43,244,940.55	43,456,583.46	-211,642.91	112,526.07

Portfolio CCCC

**Collin Co Comm College Dist.
Texas Compliance Change in Val Report
June 1, 2023 - August 31, 2023**

Inv #	Issuer	Fund	Purch Date	Interest Accrual	Beginning Book Value	Purchases/ Additions	Redemptions	Change in Value	Ending Book Value
Cusip	Par Value	YTM	Mat Date	Interest Received	Market Value				Market Value
10142	TXDAIL	OPER	02/06/2019	69,892.14	5,314,354.37	69,892.14	0.00	69,892.14	5,384,246.51
1291-00	5,384,246.51	5.330	/ /	69,892.14	5,314,354.37	69,892.14	0.00	69,892.14	5,384,246.51
10167	FFCBC	OPER	09/16/2020	3,750.00	5,000,000.00	0.00	0.00	0.00	5,000,000.00
3133EL5J9	5,000,000.00	0.310	09/01/2023	0.00	4,935,959.70	0.00	0.00	64,040.30	5,000,000.00
10169	FFCBC	OPER	09/16/2020	3,500.00	5,000,000.00	0.00	0.00	0.00	5,000,000.00
3133EL6J3	5,000,000.00	0.313	09/14/2023	0.00	4,926,949.10	0.00	0.00	62,376.70	4,989,325.80
10177	FAMCAC	OPER	10/04/2021	6,250.00	5,000,000.00	0.00	0.00	0.00	5,000,000.00
31422XMV1	5,000,000.00	0.500	10/04/2024	0.00	4,691,523.30	0.00	0.00	48,622.55	4,740,145.85
10180	TNOTE	OPER	05/16/2022	3,750.00	5,941,789.04	0.00	0.00	32,068.31	5,973,857.35
91282CAW1	6,000,000.00	2.428	11/15/2023	0.00	5,862,890.64	0.00	0.00	73,828.08	5,936,718.72
10181	TNOTE	OPER	05/16/2022	3,750.00	5,869,237.05	0.00	0.00	34,470.46	5,903,707.51
91282CCC3	6,000,000.00	2.607	05/15/2024	0.00	5,723,203.14	0.00	0.00	63,515.58	5,786,718.72
10182	TNOTE	OPER	06/15/2022	3,142.08	4,700,862.92	0.00	0.00	37,699.46	4,738,562.38
912828ZT0	5,000,000.00	3.423	05/31/2025	0.00	4,605,273.45	0.00	0.00	1,171.85	4,606,445.30
10183	FHLMCC	OPER	07/14/2022	50,000.00	5,000,000.00	0.00	0.00	0.00	5,000,000.00
3134GXZT4	5,000,000.00	4.000	07/14/2025	100,000.00	4,888,540.60	0.00	0.00	-10,331.10	4,878,209.50
10193	FFCB	OPER	07/25/2022	40,625.00	4,999,862.17	0.00	0.00	32.99	4,999,895.16
3133ENYX2	5,000,000.00	3.251	06/17/2024	81,250.00	4,910,250.35	0.00	0.00	6,331.70	4,916,582.05
10194	FNMA	OPER	08/05/2022	7,812.50	4,772,732.67	0.00	0.00	30,035.33	4,802,768.00
3135G03U5	5,000,000.00	3.150	04/22/2025	0.00	4,651,016.90	0.00	0.00	5,306.75	4,656,323.65
10199	FFCB	OPER	01/19/2023	112,500.00	10,024,799.71	0.00	0.00	-4,235.25	10,020,564.46
3133ENZ94	10,000,000.00	4.318	11/18/2024	0.00	9,958,312.20	0.00	0.00	-38,703.90	9,919,608.30
10200	FNMA	OPER	01/23/2023	9,375.00	6,994,383.33	0.00	0.00	61,828.13	7,056,211.46
3135G04Z3	7,500,000.00	3.990	06/17/2025	15,000.00	6,926,657.33	0.00	0.00	3,076.50	6,929,733.83

Portfolio CCCC

**Collin Co Comm College Dist.
Texas Compliance Change in Val Report
June 1, 2023 - August 31, 2023**

Inv #	Issuer	Fund	Purch Date	Interest Accrued	Beginning Book Value	Purchases/ Additions	Redemptions	Change in Value	Ending Book Value
Cusip	Par Value	YTM	Mat Date	Interest Received	Market Value				Market Value
10201	FECB	OPER	02/02/2023	72,656.25	7,475,574.58	0.00	0.00	2,287.50	7,477,862.08
3133EN7J3	7,500,000.00	4.005	02/02/2026	145,312.50	7,423,465.13	0.00	0.00	-87,233.33	7,336,231.80
10203	SWEDBK	OPER	03/02/2023	0.00	9,746,755.56	0.00	0.00	132,377.77	9,879,133.33
87019SYQ1	10,000,000.00	5.454	11/24/2023	0.00	9,730,910.00	0.00	0.00	141,840.00	9,872,750.00
10211	RBCCP	OPER	07/18/2023	0.00	0.00	9,573,750.00	0.00	9,643,500.00	9,643,500.00
78015CDJ8	10,000,000.00	5.893	04/18/2024	0.00	0.00	9,573,750.00	0.00	9,643,500.00	9,643,500.00
10212	TYMTCP	OPER	07/24/2023	0.00	0.00	4,789,250.00	0.00	4,819,691.67	4,819,691.67
89233GDK9	5,000,000.00	5.935	04/19/2024	0.00	0.00	4,789,250.00	0.00	4,823,130.00	4,823,130.00
Sub Totals For: Fund: Operating									
				1,759,282.43	211,679,462.40	147,080,188.39	171,828,634.44	-24,321,689.68	187,357,772.72
				1,783,734.10	210,388,417.21	147,080,188.39	171,828,634.44	-24,310,974.37	186,077,442.84
Fund: Stabilization									
10050	TXPOOL	STABL	01/24/2018	308,083.47	36,254,644.51	508,083.47	19,578,729.20	-19,070,645.73	17,183,998.78
700005	17,183,998.78	5.304	/ /	308,083.47	36,254,644.51	508,083.47	19,578,729.20	-19,070,645.73	17,183,998.78
10192	TNOTE	STABL	07/20/2022	22,790.06	4,996,976.81	0.00	5,000,000.00	-4,996,976.81	0.00
912828Y61	0.00	0.000	07/31/2023	68,750.00	4,978,826.20	0.00	5,000,000.00	-4,978,826.20	0.00
10198	FECB	STABL	01/17/2023	100,000.00	10,028,102.42	0.00	0.00	-2,684.95	10,025,417.47
3133EN6A3	10,000,000.00	3.885	01/13/2026	195,555.56	9,930,269.60	0.00	0.00	-103,377.10	9,826,892.50
10204	MUFGBK	STABL	03/02/2023	0.00	9,746,755.56	0.00	0.00	132,377.77	9,879,133.33
62479MYQ0	10,000,000.00	5.454	11/24/2023	0.00	9,730,910.00	0.00	0.00	140,400.00	9,871,310.00
10207	FHLB	STABL	06/12/2023	20,298.61	0.00	1,998,327.50	0.00	1,998,512.55	1,998,512.55
3130AWER7	2,000,000.00	4.670	06/06/2025	0.00	0.00	1,998,327.50	0.00	1,984,731.92	1,984,731.92
10208	FHLB	STABL	06/12/2023	81,194.44	0.00	7,993,360.00	0.00	7,994,094.68	7,994,094.68
3130AWER7	8,000,000.00	4.669	06/06/2025	0.00	0.00	7,993,360.00	0.00	7,938,927.68	7,938,927.68
10210	MUFGBK	STABL	07/18/2023	0.00	0.00	9,587,041.70	0.00	9,657,166.69	9,657,166.69
62479LD85	10,000,000.00	5.922	04/08/2024	0.00	0.00	9,587,041.70	0.00	9,657,200.00	9,657,200.00

Portfolio CCCC

**Collin Co Comm College Dist.
Texas Compliance Change in Val Report
June 1, 2023 - August 31, 2023**

Inv #	Issuer	Fund	Purch Date	Interest Accrual	Beginning Book Value	Purchases/ Additions	Redemptions	Change in Value	Ending Book Value
Cusip	Par Value	YTM	Mat Date	Interest Received	Beginning Market Value				Ending Market Value
Sub Totals For: Fund: Stabilization									
				532,366.58	61,026,479.30	20,086,812.67	24,578,729.20	-4,288,155.80	56,738,323.50
				572,389.03	60,894,650.31	20,086,812.67	24,578,729.20	-4,431,589.43	56,463,060.88
Report Grand Totals:									
				3,915,395.43	452,336,987.03	186,065,308.09	236,112,489.17	-49,076,955.37	403,260,031.66
				4,102,117.69	449,347,941.49	186,065,308.09	236,112,489.17	-49,107,759.59	400,240,181.90

Disclosures



Meeder Public Funds, Inc., is a registered investment adviser with the Securities and Exchange Commission (SEC) under the Investment Advisers Act of 1940. Registration with the SEC does not imply a certain level of skill or training. The opinions expressed in this presentation are those of Meeder Public Funds, Inc. The material presented has been derived from sources considered to be reliable, but the accuracy and completeness cannot be guaranteed.

Meeder provides monthly statements for its investment management clients to provide information about the investment portfolio. The information should not be used for audit or confirmation purposes. Please review your custodial statements and report any inaccuracies or discrepancies.

Certain information and data have been supplied by unaffiliated third parties. Although Meeder believes the information is reliable, it cannot warrant the accuracy of information offered by third parties. Market value may reflect prices received from pricing vendors when current market quotations are not available. Prices may not reflect firm bids or offers and may differ from the value at which the security can be sold.

Statements may include positions from unmanaged accounts provided for reporting purposes. Unmanaged accounts are managed directly by the client and are not included in the accounts managed by the investment adviser. This information is provided as a client convenience and the investment adviser assumes no responsibility for performance of these accounts or the accuracy of the data reported.

Investing involves risk. Past performance is no guarantee of future results. Debt and fixed income securities are subject to credit and interest rate risk. The investment return and principal value of an investment will fluctuate so that an investors shares, when redeemed, may be worth more or less than their original cost. Current performance may be lower or higher than the performance data quoted.

Investment advisory services are provided through Meeder Public Funds, Inc. Please contact us if you would like to receive a copy of our current ADV disclosure brochure or privacy policy.

Meeder Public Funds

Barton Oaks Plaza I
901 S. MoPac Expy
Suite 300
Austin, Texas
78746

866.633.3371